

# Using Your Blue Badge



This easy read tells you about where and when you can use your Blue Badge.

## Where you can park with a Blue Badge



You can use your Blue Badge for parking on single or double yellow lines for up to 3 hours, unless there is a ban on loading or unloading.



You can also park for free at **on-street** parking meters and pay and display machines for as long as you need to.

**“On-street”** means public roads and highways.



Car parks often have disabled parking spaces. You can park in these.



Some car parks are privately owned. You need to look for signs to see whether you need to pay to park there.



You can find details of public car parks with special bays for Blue Badge owners by looking at the car parks information on district, borough and city council websites. Locally, these web pages are:

- [Ashfield District Council](#)
- [Bassetlaw District Council](#)
- [Broxtowe Borough Council](#)
- [Gedling Borough Council](#)
- [Mansfield District Council](#)
- [Newark and Sherwood District Council](#)
- [Rushcliffe Borough Council](#)
- [Nottingham City Council](#)




## Where you cannot park with a Blue Badge



Having a Blue Badge does not mean that you can park anywhere you want.



If you park where you should not park, you may have to pay a fine.

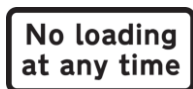


You may also have to pay to recover your vehicle if it has been towed away.



You cannot park dangerously or somewhere that will cause a problem for others.


### **You must not park:**



- In places where there is a ban on loading or unloading.



- Where parking spaces are reserved such as residents' parking or in loading bays



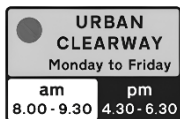
- Pedestrian crossings, including areas marked by zig-zag lines



- Clearways (No stopping)



- Bus stop clearways during the states hours



- Urban clearways (although you can stop briefly to drop off or pick up passengers)



- School 'keep clear' markings during the times shown on a yellow 'no stopping' plate.



- Bus and cycle lanes



- Where the road has tram lines



- Where there are double white lines in the middle of the road, even if one of the lines is broken.



- Where there are temporary parking restrictions, which might be shown by cones or signs.

## How to display your badge



Make sure your badge is face up so the details can be seen.



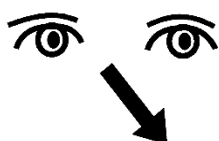
You should put your Blue Badge on your dashboard when you park.



If you park in an area with time limits, you should set your arrival time on your Blue Badge clock and display this on the windscreen next to your Blue Badge



The clock and Blue Badge let Traffic Wardens see that you are allowed to park.



You should always check to see if there are time limits when you are parking.

## Expired Blue Badges



A Blue Badge lasts for three years. After this it will expire.



You cannot use an expired Blue Badge for parking.



You should destroy your Blue Badge when it has expired so that other people cannot use it when they are not supposed to.



You do not have to send your Blue Badge back to us.

## Links in this document

- **Ashfield District Council Car Parks**

[ashfield.gov.uk/community-leisure/parking-roads/car-parks](http://ashfield.gov.uk/community-leisure/parking-roads/car-parks)

- **Bassetlaw District Council Car Parks**

[bassetlaw.gov.uk/transport-streets-parking/parking-information](http://bassetlaw.gov.uk/transport-streets-parking/parking-information)

- **Broxtowe Borough Council Car Parks**

[broxtowe.gov.uk/for-you/roads-parking-travel/car-parks](http://broxtowe.gov.uk/for-you/roads-parking-travel/car-parks)

- **Gedling Borough Council Car Parks**

[gedling.gov.uk/resident/carparks](http://gedling.gov.uk/resident/carparks)

- **Mansfield District Council Car Parks**

[mansfield.gov.uk/carparks](http://mansfield.gov.uk/carparks)

- **Newark and Sherwood District Council Car Parks**

[newark-sherwooddc.gov.uk/carparklocations](http://newark-sherwooddc.gov.uk/carparklocations)

- **Rushcliffe Borough Council Car Parks**

[rushcliffe.gov.uk/transport-and-streets/car-parking](http://rushcliffe.gov.uk/transport-and-streets/car-parking)

- **Nottingham City Council Car Parks**

[parking.nottinghamcity.gov.uk](http://parking.nottinghamcity.gov.uk)

For plain English web page version of this information, go to:

[Use of your Blue Badge \(Nottinghamshire County Council\)](#)

[nottinghamshire.gov.uk/transport/parking/blue-badge-hub/use-of-your-blue-badge](https://nottinghamshire.gov.uk/transport/parking/blue-badge-hub/use-of-your-blue-badge)

This easy read was first published 15 July 2025

This information was last updated 17 July 2025