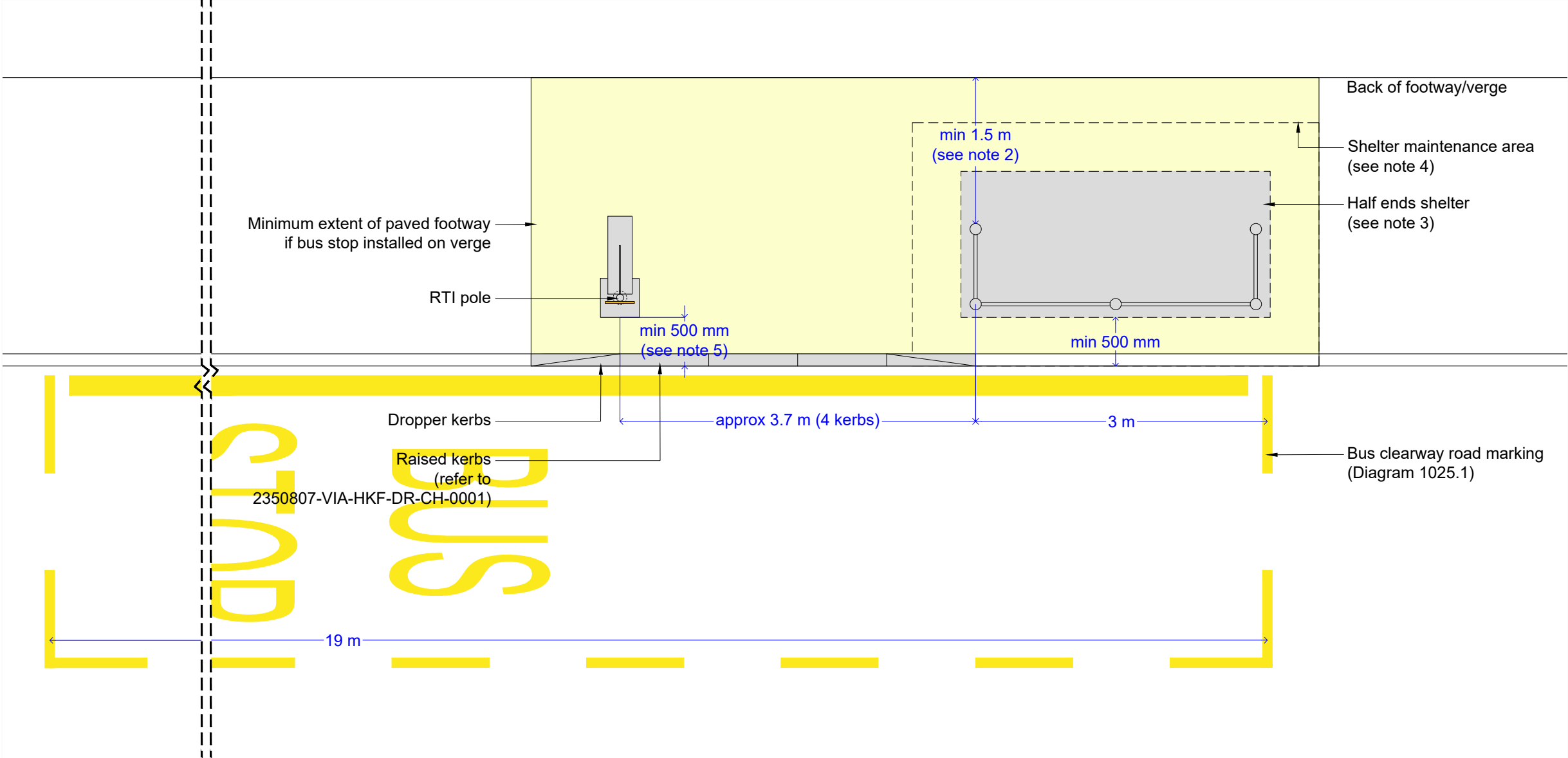
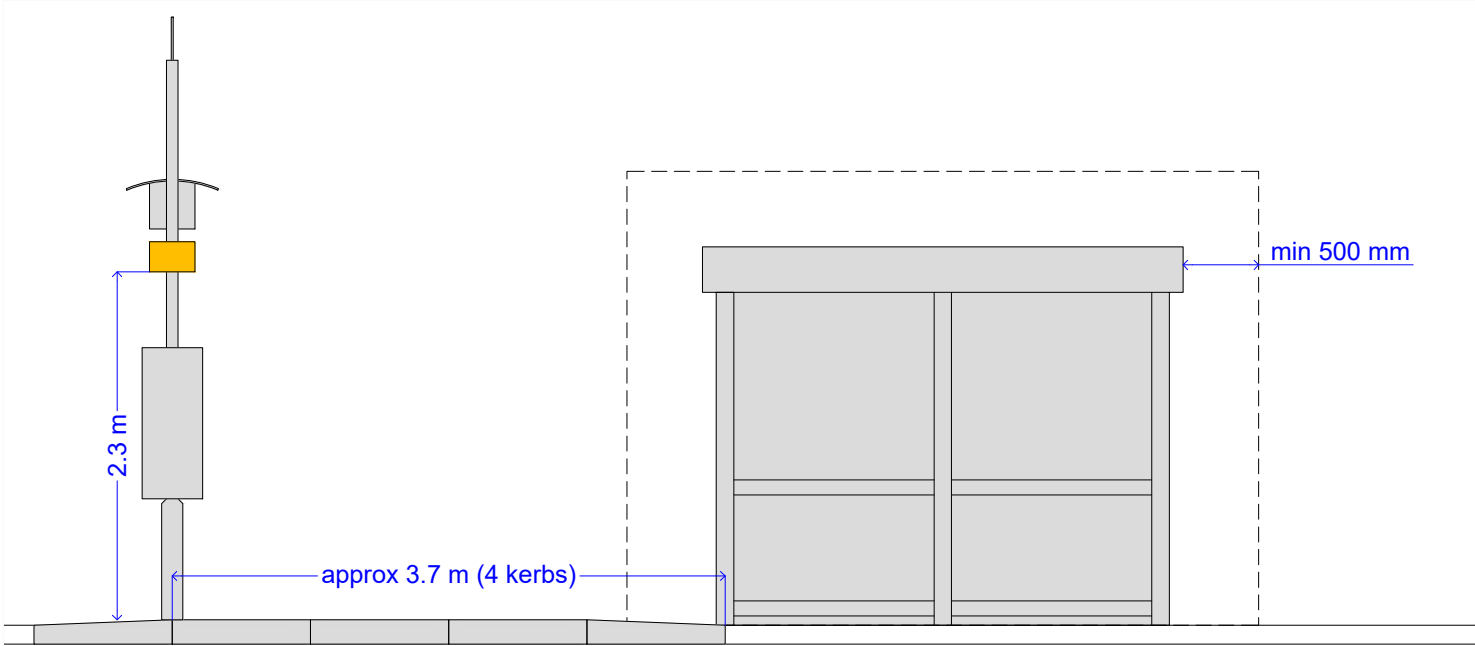


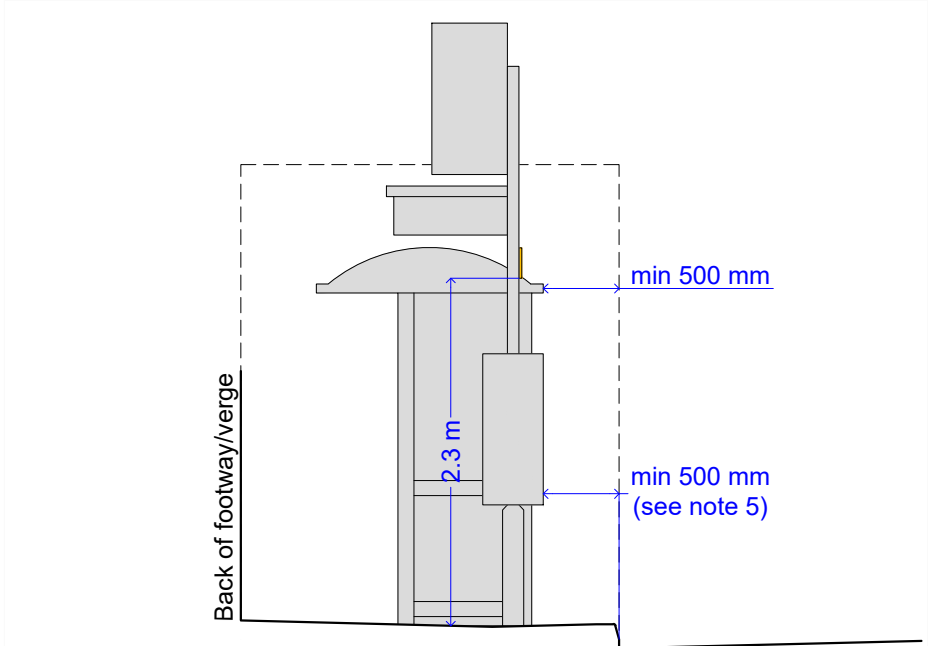
PLAN VIEW



LONG SECTION



CROSS SECTION



NOTES

1. This drawing is to be read in conjunction with all other relevant drawings, details and specifications.
2. Required minimum footway width is 1.5 m (to be measured from edge of shelter leg); occasionally this can be reduced to 1.2 m (to be agreed with TTS). If bus stop is installed on existing shared footway/cycleway, minimum footway width to be 3 m.
3. Transport and Travel Services can provide details on shelter based on current shelter contract (transport.facilities@nottscc.gov.uk).
4. Ensure min 500 mm clearance around shelter for maintenance (to be measured from shelter roof). Shelter maintenance area to be surfaced.
5. RTI pole must be installed at min 500 mm offset from carriageway (to be measured from timetable case).
6. For electrical connection of RTI display refer to ESD 6/33.
7. Refer to 2350807-VIA-HGN-IS-CH-0001 for more details.

SIGN DETAIL



Sign to TSRGS S4-3-2

A	Notes revised	BC	DC	DC	05/24
Rev.	Description	Drawn	Ch'kd	Auth	Date

Project					
Bus Stop Configuration					
Status	Project No. TP2350807				

Drawing Title					
Alternative Configuration with Half Ends Shelter at Front of Footway					

Scale	Drawn	BC	Date	02/02/24	
1:50 @A3	Ch'kd	DC	Date	07/03/24	
	Auth	DC	Traced	BC	

Drawing No.				Rev.	
2350807-VIA-HGN-DR-CH-0012				A	

2350807-VIA-HGN-DR-CH-0012					
----------------------------	--	--	--	--	--

**via** in partnership with **Nottinghamshire County Council**

www.viaem.co.uk Tel 0115 804 2100  
Bilthorpe Depot, Bilthorpe Business Park, Bilthorpe, Nottinghamshire, NG22 8ST