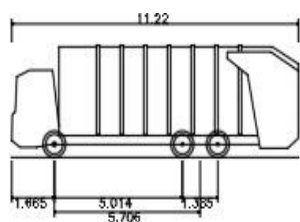
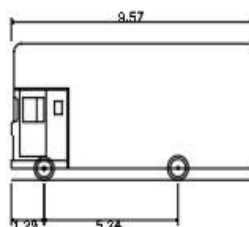


# Design vehicles for tracking

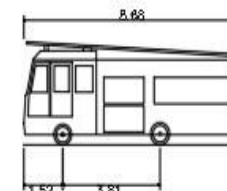
## Appendix H




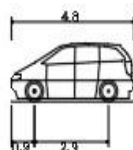
Phoenix 2 Duo Recycler (P2-15W with Elite 6x4 chassis)  
 Overall Length 11.220m  
 Overall Width 2.530m  
 Overall Body Height 3.756m  
 Min Body Ground Clearance 0.309m  
 Track Width 2.530m  
 Lock to lock time 4.00s  
 Kerb to Kerb Turning Radius 11.550m



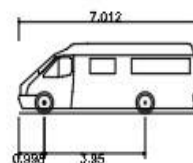
DB32 Pantechinon  
 Overall Length 9.570m  
 Overall Width 2.520m  
 Overall Body Height 4.571m  
 Min Body Ground Clearance 0.383m  
 Max Track Width 2.300m  
 Lock to lock time 6.00s  
 Kerb to Kerb Turning Radius 10.450m



DB32 Fire Appliance  
 Overall Length 8.680m  
 Overall Width 2.180m  
 Overall Body Height 3.452m  
 Min Body Ground Clearance 0.337m  
 Max Track Width 2.121m  
 Lock to lock time 6.00s  
 Kerb to Kerb Turning Radius 7.910m



Standard Design Vehicle (SDV)  
 Overall Length 4.800m  
 Overall Width 2.000m  
 Overall Body Height 1.950m  
 Min Body Ground Clearance 0.100m  
 Track Width 2.000m  
 Lock to lock time 4.00s  
 Wall to Wall Turning Radius 6.000m



Iveco Van Daily 35C 12/15/18 (w/b 3.95m)  
 Overall Length 7.012m  
 Overall Width 1.996m  
 Overall Body Height 2.335m  
 Min Body Ground Clearance 0.154m  
 Track Width 1.996m  
 Lock to lock time 6.00s  
 Kerb to Kerb Turning Radius 6.550m