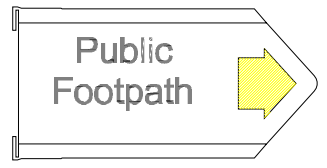
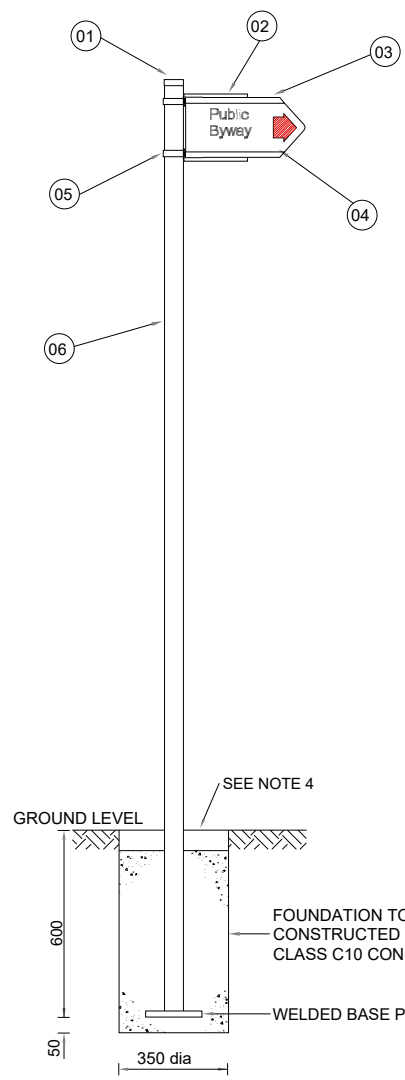



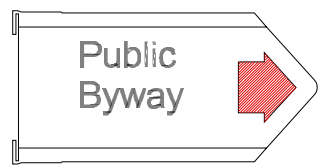
- NOTES:
1. All dimensions are in millimetres unless otherwise stated.
 2. Anti-vandal nuts to be used in all cases.
 3. Sign to point along direction of the path.
 4. The top 70mm of the excavation to be reinstated in materials corresponding to the ground surrounding the foundation or as specified by the Engineer.
 5. All signs to be double-sided.
 6. Post to be 'ABCITE' coated green to BS14C39 Bracket, tee section channel and uni-clips to be powder coated green to BS14C39.
 7. Where stated, the sign face is to be coated with 3M 1150 POF anti-vandal film or equivalent.



STANDARD FOOTPATH SIGN
 130 POINT WHITE TEXT - ARIAL FONT
 SIGN - GREEN BACKGROUND
 WAYMARKER - YELLOW



STANDARD BRIDLEWAY SIGN
 130 POINT WHITE TEXT - ARIAL FONT
 SIGN - GREEN BACKGROUND
 WAYMARKER - BLUE



STANDARD BYWAY SIGN
 130 POINT WHITE TEXT - ARIAL FONT
 SIGN - GREEN BACKGROUND
 WAYMARKER - BRICK RED

ITEM	DESCRIPTION	MATERIAL	SIZE ETC
01	DRIVE-IN - GREEN POST CAP	PLASTIC	TO FIT 60mm DIA POST
02	OFFSET BRACKET (SEE NOTE 6)	ALUMINIUM	CLIP TYPE
03	TEE SECTION CHANNEL (SEE NOTE 6)	ALUMINIUM	SMALL
04	SIGN ARM	12 SWG ALUMINIUM	
05	UNI-CLIPS (SEE NOTE 6)		FOR 60mm DIA POST
06	POST (SEE NOTE 6)	STEEL (GALVANISED)	60mm DIA x 3000mm

Rev.	Description	Drawn	Ch'kd	Auth	Date


 in partnership with

www.viaem.co.uk Tel 0115 804 2100
 Bilsthorpe Depot, Bilsthorpe Business Park, Bilsthorpe,
 Nottinghamshire, NG22 8ST

Project		Highway Construction Details			Project	Drawn	Date
Status		Rights of Way			JLS	18/08/2020	
Drawing Title		Footpath/Bridleway/Byway Fingerpost Sign (Using Offset Brackets And Uni-Clips)			JD	16/02/2021	
Drawing No.		SD/FP/07			JP	HR	
					0	N.T.S @A4	

Apr 16, 2021 - 2:23pm: I:\Highways\Design and Construction\Roads and Highways\Projects\15-1920000\20871 New Hwy Design\CAD\New standard details\NCC SD/FP/07.dwg