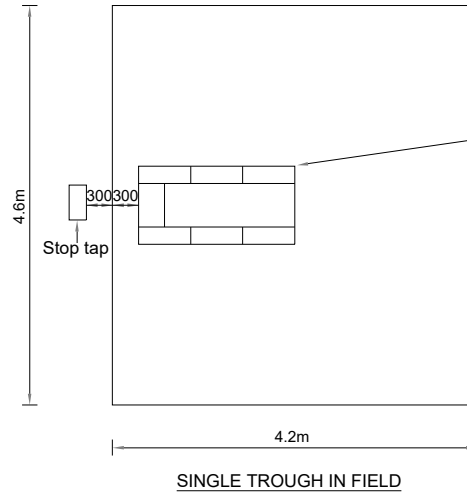
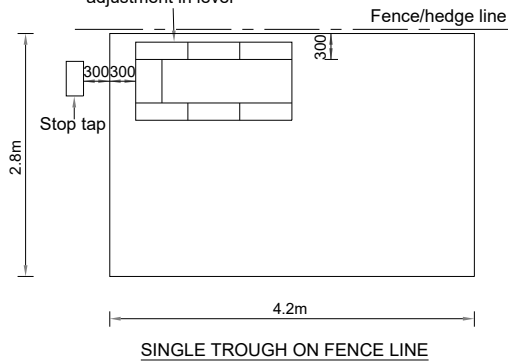


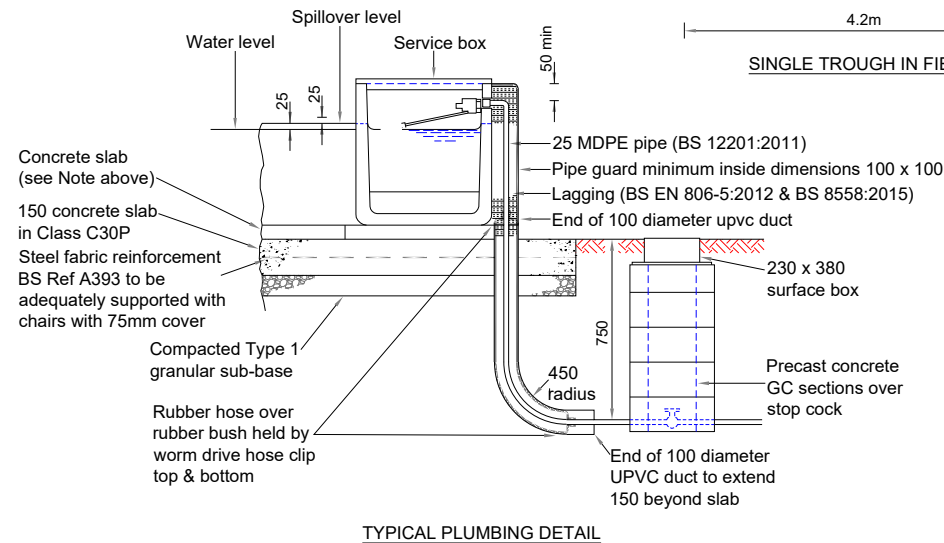
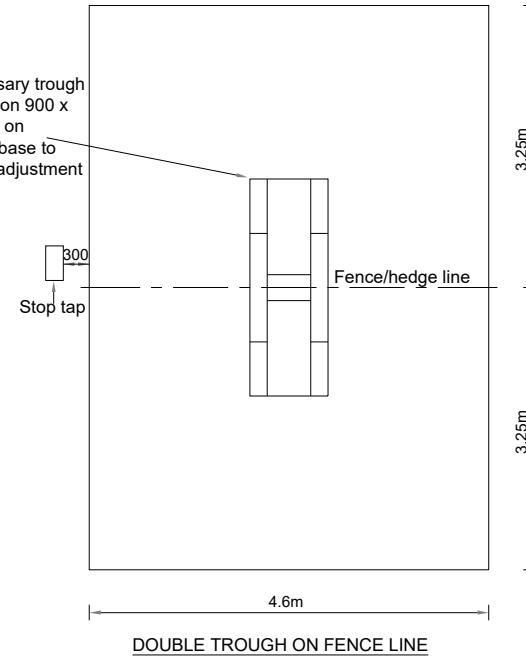
NOTES:

1. All dimensions are in millimetres unless otherwise stated.
2. For General Notes see Drg No SD/5/37a.

Where necessary trough to be bedded on 900 x 600 slabs laid on sand/cement base to allow for fine adjustment in level



Where necessary trough to be bedded on 900 x 600 slabs laid on sand/cement base to allow for fine adjustment in level



TYPICAL PLUMBING DETAIL

Rev.	Description	Drawn	Ch'kd	Auth	Date



in partnership with



www.viaem.co.uk Tel 0115 804 2100

Bilsthorpe Depot, Bilsthorpe Business Park, Bilsthorpe, Nottinghamshire, NG22 8ST

Highway Construction Details

DRAINAGE

Double and Single Fields Troughs

SD/5/38

Project	Status	Project No.	Project	Drawn	Date
				JLS	12/06/2020
				JD	01/07/20
				JJP	JLS
				0	N.T.S @A4