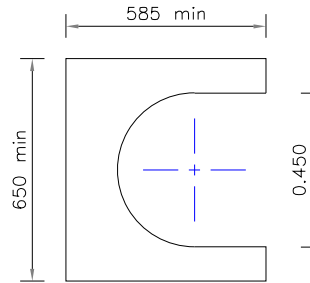


NOTES:

- 1 All dimensions are in millimetres unless otherwise stated.
2. See Drg No SD/5/11a for General Notes.
3. See Drg No SD/5/12 for notes on setting and adjustment of ironwork.
4. The Contractor/Developer shall provide a pump or gully emptier vehicle and operator(s) to enable a complete internal inspection of the gully at the end of the maintenance period at a time and date arranged with the Engineer's representative. The costs to be borne by the Contractor/Developer.

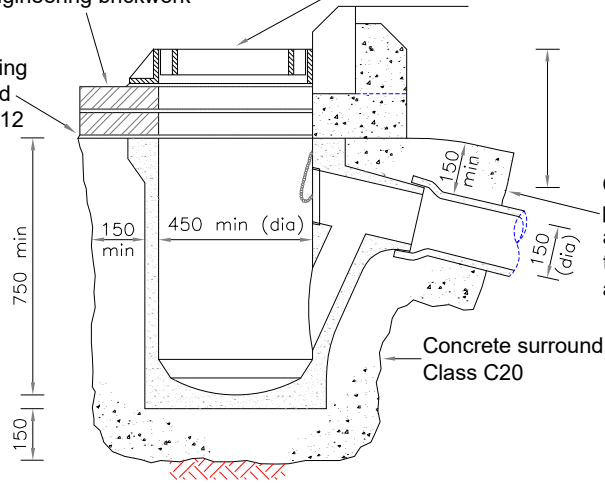


100mm thick, U shaped precast concrete cover /riser slab to BS5911 (Allowable alternative to brickwork)

D400, Gully grating and frame as specified or as stated in the Notes

Precast concrete 'U' shaped coverslab to BS5911 or Class B Engineering brickwork

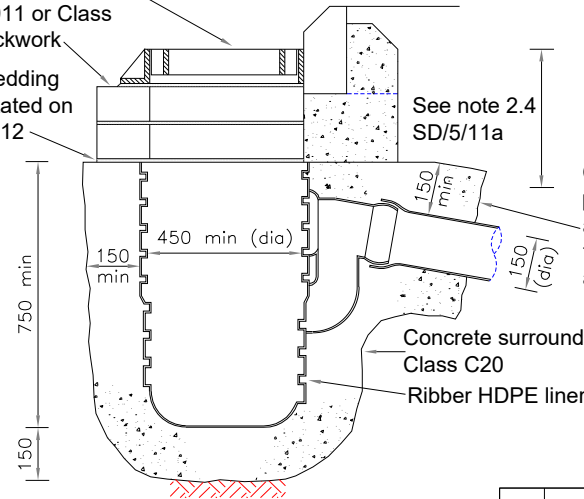
Mortar and bedding material as stated on Drg No SD/5/12



PRECAST CONCRETE OR CLAY GULLY CROSS SECTION

Precast concrete 'U' shaped coverslab to BS5911 or Class B Engineering Brickwork

Mortar and bedding material as stated on Drg No SD/5/12



IN SITU CONCRETE GULLY CROSS SECTION

Rev.	Description	Drawn	Ch'kd	Auth	Date



in partnership with



www.viaem.co.uk Tel 0115 804 2100

Bilthorpe Depot, Bilthorpe Business Park, Bilthorpe, Nottinghamshire, NG22 8ST

Highway Construction Details

DRAINAGE

Trapped Road Gully - Design Group 1

SD/5/13

Project	Drawn	Date
Highway Construction Details	JLS	10/06/2020
Status	Project No.	Date
		24/06/20
Drawing Title	Auth	Traced
Trapped Road Gully - Design Group 1	JJP	
Drawing No.	Rev.	Scale
SD/5/13	0	N.T.S @A4