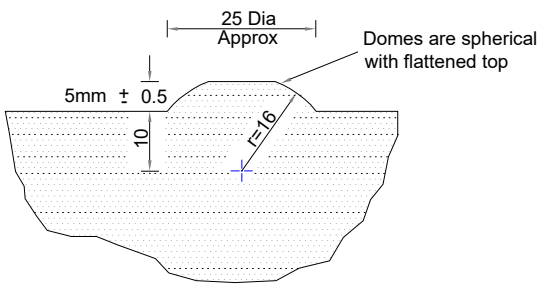



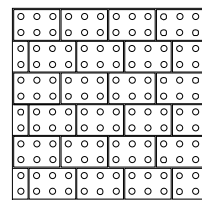
Pitch dimension +/- 2mm	A	B
	66.8	33



Detailed section through dome



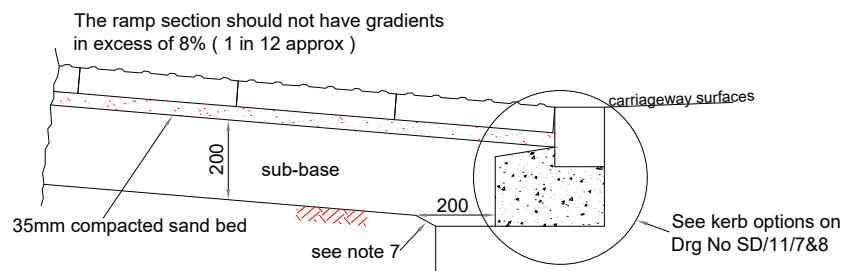
Herring bone



Running bond 1/3 2/3

Permitted laying patterns

For blister pavers



Construction details

NOTES:

- All dimensions are in millimetres unless otherwise stated.
- This drawing is to be read in conjunction with Drg No SD/11/19 & 20
- Blocks shall be manufactured and laid in accordance with the current edition BS EN 1338 'Specification for the precast concrete blocks' or the current edition of BS EN 1344 'Clay and calcium silicate pavers for flexible pavements' and the above drawing.
- The vertical sides of the blocks may include spacer nibs as an aid to laying.
- Colours : Red for controlled crossings;
Buff/ Gold for uncontrolled crossings.
- Blocks shall be laid to the permitted laying patterns to ensure that the tactile domes are kept in line. The domes should also be aligned to the direction of the crossing.
- When a tactile surface is to be constructed in an existing footway, allowances should be made for removing irregularities in the adjacent footway. This should be achieved by cutting back the existing footway surface to a sufficient to enable smooth transition to be made between the new construction and existing surface to prevent trips and standing water. the reinstatement should be in accordance with Drg No SD/1100/5A.
- The ideal gradients for tactile surfaces in new construction should be 5% in existing footways the ramp should be constructed as shown so that gradients do not exceed 8%
- To assist drainage of the formation, the sub-base under the tactile paving should be extended to the carriageway sub-base.
- Blister paving shall be restrained on all free edges EF-150 edgings.

Rev.	Description	Drawn	Ch'kd	Auth	Date


 in partnership with

www.viaem.co.uk Tel 0115 804 2100
 Bilsthorpe Depot, Bilsthorpe Business Park, Bilsthorpe,
 Nottinghamshire, NG22 8ST

Project		Highway Construction Details			Project	Drawn	Date
Status	Project No.	Kerbs, Footways and Paved Areas				JLS	17/06/2020
Drawing Title		Tactile Blister Pavers (Type C)				JD	31/07/20
Drawing No.		SD/11/18				JP	JLS
					Rev.	0	Scale N.T.S @A4

Jul 31, 2020 - 11:00am I:\Highways\Design and Construction\Roads and Highways\Projects\06-192000020871 New Hwy Design Guide for New Dev\Design\CAD\New standard details\NCC SD/1100 Series\SD_11_18 Tactile Blister (Type C).dwg