







# Ashfield

For Nottinghamshire community and voluntary controlled schools, the standard oversubscription criteria are detailed in the *Admissions to schools: Guide for parents*.

The application breakdown at the back of this document is based on information on national offer day 16 April 2018. For academy, foundation and voluntary aided schools which were oversubscribed in the intake year for 2018-2019 it is not possible to list the criterion under which each application was granted or refused as the criteria for each of these schools is different and is applied by the individual admission authority. For details of allocation of places, please contact the school for further information.

All school information is correct at the time of print (August 2018) but is subject to change.

1. Abbey Hill Primary and Nursery School (2-11 community school) 			
	Ms Helen Chambers		01623 484512
	Abbey Road, Kirkby-in-Ashfield, Nottinghamshire, NG17 7NZ		office@abbeyhill.notts.sch.uk
	www.abbeyhillprimaryandnurseryschool.co.uk		DfE number 891 3797
Published admission number	45	Expected number on roll	239
<b>Linked secondary school:</b> Kirkby College			
<b>Standard reception criteria: infant and primary schools 2019-2020</b>			
<ol style="list-style-type: none"> <li>1. Children looked after by a local authority and previously looked after children.</li> <li>2. Children who live in the catchment area at the closing date for applications and who, at the time of admission, will have a brother or sister attending the school or the linked junior/primary school.</li> <li>3. Other children who live in the catchment area at the closing date for applications.</li> <li>4. Children who live outside the catchment area and who, at the time of admission, will have a brother or sister attending the school or the linked junior/primary school.</li> <li>5. Children who live outside the catchment area.</li> </ol>			

## Primary schools

## Ashfield

## 2. Annesley Primary and Nursery School (3-11 community school)



Mrs Dawn Roberts



01623 468806

Forest Road, Annesley Woodhouse,  
Nottinghamshire, NG17 9BW

office@annesley.notts.sch.uk



www.annesleyprimaryschool.com

DfE number 891 2010

Published admission number

30

Expected number on roll

212

**Linked secondary school:** Kirkby College**Standard reception criteria: infant and primary schools 2019-2020**

1. Children looked after by a local authority and previously looked after children.
2. Children who live in the catchment area at the closing date for applications and who, at the time of admission, will have a brother or sister attending the school or the linked junior/primary school.
3. Other children who live in the catchment area at the closing date for applications.
4. Children who live outside the catchment area and who, at the time of admission, will have a brother or sister attending the school or the linked junior/primary school.
5. Children who live outside the catchment area.

## 3. Bagthorpe Primary School (5-11 community school)



Mr David Walton



01773 782843

School Road, Bagthorpe, Underwood,  
Nottinghamshire, NG16 5HB

office@bagthorpe.notts.sch.uk



www.bagthorpeprimary.com

DfE number 891 2436

Published admission number (reception)

15

Expected number on roll

156

Published admission number (year 3)

15

**Linked infant school:** Selston CofE Infant and Nursery School**Linked secondary school:** Selston High School**Standard reception criteria: infant and primary schools 2019-2020**

1. Children looked after by a local authority and previously looked after children.
2. Children who live in the catchment area at the closing date for applications and who, at the time of admission, will have a brother or sister attending the school or the linked junior/primary school.
3. Other children who live in the catchment area at the closing date for applications.
4. Children who live outside the catchment area and who, at the time of admission, will have a brother or sister attending the school or the linked junior/primary school.
5. Children who live outside the catchment area.

**Variation to standard junior/primary oversubscription criteria: year 3 intake 2019-2020**

1. Children looked after by a local authority and previously looked after children
2. Children who live in the catchment area at the closing date for applications **and** attend the linked infant school and who, at the time of admission, will have a brother or sister attending the school **or** the linked infant school
3. Other children who live in the catchment area at the closing date for applications **and** attend the linked infant school
4. Children who live in the catchment area at the closing date for applications who do not attend the linked infant school but who, at the time of admission, will have a brother or sister attending the school or the linked infant school
5. Other children who live in the catchment area at the closing date for applications and do not attend the linked infant school
6. Children who live outside the catchment area but attend the linked infant school and who, at the time of admission, will have a brother or sister attending the school or the linked infant school
7. Children who live outside the catchment area but attend the linked infant school
8. Children who live outside the catchment area and who do not attend the linked infant school but who, at the time of admission, will have a brother or sister attending the school or the linked infant school
9. Other Children

## Ashfield

## 4. Beardall Fields Primary and Nursery School (3-11 community school)



Miss Katherine Collins



0115 963 8845

Kenbrook Road, Hucknall, Nottingham,  
NG15 8HY

office@beardallfields.org.uk



www.beardallfields.org.uk

DfE number 891 2464

Published admission number

60

Expected number on roll

330

**Linked secondary school:** The Holgate Academy**Standard reception criteria: infant and primary schools 2019-2020**

1. Children looked after by a local authority and previously looked after children.
2. Children who live in the catchment area at the closing date for applications and who, at the time of admission, will have a brother or sister attending the school or the linked junior/primary school.
3. Other children who live in the catchment area at the closing date for applications.
4. Children who live outside the catchment area and who, at the time of admission, will have a brother or sister attending the school or the linked junior/primary school.
5. Children who live outside the catchment area.

## 5. Brierley Forest Primary and Nursery School (3-11 community school)



Executive Head Mrs Diane Ward



01623 553189

Westbourne View, Sutton-in-Ashfield,  
Nottinghamshire, NG17 2HT

office@bforest.notts.sch.uk



www.brierleyforestprimary.co.uk

DfE number 891 2000

Published admission number

60

Expected number on roll

409

**Linked secondary school:** Quarrydale Academy**Standard reception criteria: infant and primary schools 2019-2020**

1. Children looked after by a local authority and previously looked after children.
2. Children who live in the catchment area at the closing date for applications and who, at the time of admission, will have a brother or sister attending the school or the linked junior/primary school.
3. Other children who live in the catchment area at the closing date for applications.
4. Children who live outside the catchment area and who, at the time of admission, will have a brother or sister attending the school or the linked junior/primary school.
5. Children who live outside the catchment area.

## 6. Broomhill Junior School (7-11 community school)



Mr Andrew Beckinsale-Yates



0115 952 5694

Broomhill Road, Hucknall, Nottingham,  
NG15 6AJ

office@broomhill-jun.notts.sch.uk



www.broomhill-jun.notts.sch.uk

DfE number 891 2466

Published admission number

75

Expected number on roll

276

**Linked infant school:** Butler's Hill Infant and Nursery School**Linked secondary school:** The Holgate Academy**Standard junior/primary criteria: year 3 admissions from a linked infant school 2019-2020**

1. Children looked after by a local authority and previously looked after children.
2. Children who attend the linked infant school at the closing date for applications and who, at the time of admission, will have a brother or sister attending the school or the linked infant school.
3. Other children who attend the linked infant school at the closing date for applications.
4. Children who live in the catchment area at the closing date for applications, who do not attend the linked infant school but who, at the time of admission, will have a brother or sister attending the school or the linked infant school.
5. Other children who live in the catchment area at the closing date for applications and do not attend the linked infant school.
6. Children who live outside the catchment area and who do not attend the linked infant school but who, at the time of admission, will have a brother or sister attending the school or the linked infant school
7. Children who live outside the catchment area

## 7. Butler's Hill Infant and Nursery School (3-7 community school)



Mrs Melinda Amos



0115 952 5904

Broomhill Road, Hucknall, Nottinghamshire,  
NG15 6AJ

office@butlershill.notts.sch.uk



www.butlershill.notts.sch.uk

DfE number 891 2470

Published admission number

75

Expected number on roll

207

**Linked junior school:** Broomhill Junior School**Standard reception criteria: infant and primary schools 2019-2020**

1. Children looked after by a local authority and previously looked after children.
2. Children who live in the catchment area at the closing date for applications and who, at the time of admission, will have a brother or sister attending the school or the linked junior/primary school.
3. Other children who live in the catchment area at the closing date for applications.
4. Children who live outside the catchment area and who, at the time of admission, will have a brother or sister attending the school or the linked junior/primary school.
5. Children who live outside the catchment area.

## Ashfield

## 8. Croft Primary School (5-11 community school)



Mrs Lizzie Blount



01623 455255

Station Road, Sutton-in-Ashfield,  
Nottinghamshire, NG17 5FJ

admin@croft.notts.sch.uk



www.croft.notts.sch.uk

DfE number 891 2126

Published admission number

60

Expected number on roll

420

**Standard reception criteria: infant and primary schools 2019-2020**

1. Children looked after by a local authority and previously looked after children.
2. Children who live in the catchment area at the closing date for applications and who, at the time of admission, will have a brother or sister attending the school or the linked junior/primary school.
3. Other children who live in the catchment area at the closing date for applications.
4. Children who live outside the catchment area and who, at the time of admission, will have a brother or sister attending the school or the linked junior/primary school.
5. Children who live outside the catchment area

## 9. Dalestorth Primary and Nursery School (3-11 community school)



Ms Sally Stafford



01623 459339

Hill Crescent, Sutton-in-Ashfield,  
Nottinghamshire, NG17 4JA

office@dalestorth.notts.sch.uk



www.dalestorth.notts.sch.uk

DfE number 891 2167

Published admission number

45

Expected number on roll

308

**Linked secondary school:** Quarrydale Academy**Standard reception criteria: infant and primary schools 2019-2020**

1. Children looked after by a local authority and previously looked after children.
2. Children who live in the catchment area at the closing date for applications and who, at the time of admission, will have a brother or sister attending the school or the linked junior/primary school.
3. Other children who live in the catchment area at the closing date for applications.
4. Children who live outside the catchment area and who, at the time of admission, will have a brother or sister attending the school or the linked junior/primary school.
5. Children who live outside the catchment area

## Ashfield

**10. Edgewood Primary and Nursery School (3-11 community school)**

Mr Edward Seeley



0115 956 1337

Edgewood Drive, Hucknall, Nottinghamshire,  
NG15 6HX

office@edgewood.notts.sch.uk



www.edgewoodprimaryschool.co.uk

DfE number 891 2471

Published admission number	45	Expected number on roll	321
----------------------------	----	-------------------------	-----

**Linked secondary school:** The Holgate Academy**Standard reception criteria: infant and primary schools 2019-2020**

1. Children looked after by a local authority and previously looked after children.
2. Children who live in the catchment area at the closing date for applications and who, at the time of admission, will have a brother or sister attending the school or the linked junior/primary school.
3. Other children who live in the catchment area at the closing date for applications.
4. Children who live outside the catchment area and who, at the time of admission, will have a brother or sister attending the school or the linked junior/primary school.
5. Children who live outside the catchment area

**11. Forest Glade Primary School (4-11 community school)**Executive Head Miss Josephine Gibby  
Head of School Mr Simon Paramore

01623 452770

Mansfield Road, Sutton-in-Ashfield,  
Nottinghamshire, NG17 4FL

office@forestglade.notts.sch.uk



www.forestglade.notts.sch.uk

DfE number 891 2361

Published admission number	30	Expected number on roll	212
----------------------------	----	-------------------------	-----

**Linked secondary school:** Quarrydale Academy**Standard reception criteria: infant and primary schools 2019-2020**

1. Children looked after by a local authority and previously looked after children.
2. Children who live in the catchment area at the closing date for applications and who, at the time of admission, will have a brother or sister attending the school or the linked junior/primary school.
3. Other children who live in the catchment area at the closing date for applications.
4. Children who live outside the catchment area and who, at the time of admission, will have a brother or sister attending the school or the linked junior/primary school.
5. Children who live outside the catchment area

## Ashfield

## 12. Greenwood Primary and Nursery School (3-11 academy)



Ms Kim Tucker



01623 460664

Sutton Middle Lane, Kirkby-in-Ashfield,  
Nottinghamshire, NG17 8FX

office@greenwoodprimary.org.uk



www.greenwoodprimary.org.uk

DfE number 891 2919

Published admission number

60

Expected number on roll

416

**Linked secondary school:** Ashfield School**Summary of admission oversubscription criteria 2019-2020**

1. Children looked after by a local authority and previously looked after children
2. Children who live in the catchment area and who, at the time of admission, will have a brother or sister attending the school.
3. Children who live in the catchment area
4. Children who live outside the catchment area and who, at the time of admission, will have a brother or sister attending the school
5. Children who live outside the catchment area, but attend the Greenwood Nursery.
6. Children who have a parent working at the school where the member of staff has been employed at the school for two or more years at the time at which the application for admission is made or the member of staff is recruited to fill a vacant post for which there is a demonstrable skill shortage
7. Other children

## 13. Healdswood Infants' and Nursery School (3-7 community school)

Executive Head Ms Josephine Gibby  
Head of School Mrs Jayne Renshaw

01623 462449

Barker Avenue, Sutton-in-Ashfield,  
Nottinghamshire, NG17 3FQ

office@healdswood.notts.sch.uk



www.healdswoodinfantandnursery.co.uk

DfE number 891 2165

Published admission number

60

Expected number on roll

151

**Linked junior school:** Skegby Junior Academy**Standard reception criteria: infant and primary schools 2019-2020**

1. Children looked after by a local authority and previously looked after children.
2. Children who live in the catchment area at the closing date for applications and who, at the time of admission, will have a brother or sister attending the school or the linked junior/primary school.
3. Other children who live in the catchment area at the closing date for applications.
4. Children who live outside the catchment area and who, at the time of admission, will have a brother or sister attending the school or the linked junior/primary school.
5. Children who live outside the catchment area



## Ashfield

**14. Hillocks Primary and Nursery School (3-11 community school)**

This school is expected to become an academy in December 2019



Mrs Louise Regan



01623 408785

Unwin Road, Sutton-in-Ashfield,  
Nottinghamshire, NG17 4ND

office@hillocks.notts.sch.uk



www.hillocks.notts.sch.uk

DfE number 891 2362

Published admission number

45

Expected number on roll

287

**Standard reception criteria: infant and primary schools 2019-2020**

1. Children looked after by a local authority and previously looked after children.
2. Children who live in the catchment area at the closing date for applications and who, at the time of admission, will have a brother or sister attending the school or the linked junior/primary school.
3. Other children who live in the catchment area at the closing date for applications.
4. Children who live outside the catchment area and who, at the time of admission, will have a brother or sister attending the school or the linked junior/primary school.
5. Children who live outside the catchment area

**15. Hillside Primary and Nursery School (3-11 academy)**

Mrs Rhian Richardson



0115 840 1477

Roberts Lane, Hucknall, Nottinghamshire,  
NG15 6LW

office@hillsideprimary.com



www.hillsideprimary.com

DfE number 891 3792

Published admission number

60

Expected number on roll

420

**Linked secondary school:** The Holgate Academy**Summary of admission oversubscription criteria 2019-2020**

1. Children looked after by a local authority and previously looked after children (including children previously in care outside of England.)
2. Children who live in the catchment area and who, at the time of admission, will have a brother or sister attending the school
3. Children who live outside the catchment area and who, at the time of admission, will have a brother or sister attending the school
4. Children who have a parent working at the school where the member of staff has been employed at the school for two or more years at the time at which the application for admission is made or the member of staff is recruited to fill a vacant post for which there is a demonstrable skill shortage
5. Children who live in the catchment area
6. Other children- who attended Hillside Nursery
7. Other children

## Ashfield

## 16. Holgate Primary and Nursery School (3-11 community school)



Executive Head Mrs Nicola Davies  
Head of School Mrs Emma Severn



0115 963 8649



High Leys Road, Hucknall, Nottinghamshire,  
NG15 6EZ



office@holgateprimary.org



www.holgateprimary.org

DfE number 891 2018

Published admission number 60 Expected number on roll (inc nursery) 401

**Linked secondary school:** The Holgate Academy

**Standard reception criteria: infant and primary schools 2019-2020**

1. Children looked after by a local authority and previously looked after children.
2. Children who live in the catchment area at the closing date for applications and who, at the time of admission, will have a brother or sister attending the school or the linked junior/primary school.
3. Other children who live in the catchment area at the closing date for applications.
4. Children who live outside the catchment area and who, at the time of admission, will have a brother or sister attending the school or the linked junior/primary school.
5. Children who live outside the catchment area

## 17. Holly Hill Primary and Nursery School (3-11 community school)



Mrs Leanne Steed



01773 783909



School Road, Off Portland Road, Selston,  
Nottinghamshire, NG16 6AW



office@hollyhill.notts.sch.uk



www.hollyhill.notts.sch.uk

DfE number 891 2440

Published admission number 50 Expected number on roll 311

**Linked secondary school:** Selston High School

**Standard reception criteria: infant and primary schools 2019-2020**

1. Children looked after by a local authority and previously looked after children.
2. Children who live in the catchment area at the closing date for applications and who, at the time of admission, will have a brother or sister attending the school or the linked junior/primary school.
3. Other children who live in the catchment area at the closing date for applications.
4. Children who live outside the catchment area and who, at the time of admission, will have a brother or sister attending the school or the linked junior/primary school.
5. Children who live outside the catchment area

## Ashfield

**18. Holy Cross Primary Catholic Voluntary Academy (5-11 academy)**

Mrs Tammie McNamara



0115 953 4577

Leen Mills Lane, Hucknall, Nottinghamshire,  
NG15 8BZ

office@holycross.notts.sch.uk



www.holycrosshucknall.com

DfE number 891 3730

Published admission number	30	Expected number on roll	222
----------------------------	----	-------------------------	-----

**Linked secondary school:** Christ the King Catholic Voluntary Academy**Admission oversubscription criteria 2019-2020**

See the Admissions policy for Catholic Voluntary Academies in the Pax Christi Catholic Academy Trust on page 25

**19. Hucknall Flying High Academy (4-11 academy)**

Mr Karl Clowery



0115 989 1915

Adjacent to Hurricane Road, Hucknall,  
Nottinghamshire, NG15

office@hucknallfha.co.uk



www.hucknallfha.co.uk

DfE number 891 2039

Published admission number (reception)	30	Expected number on roll	120
--	----	-------------------------	-----

Published admission number (year 3)	15
-------------------------------------	----

**Admission oversubscription criteria 2019-2020**

1. Children looked after by a local authority and previously looked after children;
2. Children who, at the time of admission, will have a brother or sister attending the school;
3. Other children.

In the event of oversubscription in all but the first criterion, preference will be given to children who live nearest to the school as the crow flies. Distances are measured from the main administrative point at the school campus to an address point (using eastings and northings as defined by Ordnance Survey) to the child's home using Nottinghamshire County Council's computerised distance measuring software.

## Ashfield

20. Hucknall National Church of England (VA) Primary School  
(4-11 voluntary aided school)

Miss Sarah Barratt



0115 963 2678

Montague Road, Hucknall, Nottinghamshire,  
NG15 7DU

Office2@hucknallnational.notts.sch.uk



www.hucknallnationalceprimaryschool.co.uk

DfE number 891 3791

Published admission number

60

Expected number on roll

420

Linked secondary school: The National CofE Academy

## Summary of admission oversubscription criteria 2019-2020

1. Looked after children. A "looked after child" is a child who is (a) in the care of the Local Authority, or (b) being provided with accommodation by a local authority in the exercise of their social services functions in accordance with Section 22(1) of the Children Act 1989 at the time of making an application to the school. Previously looked after children are children who were looked after, but ceased to be so because they were adopted (or became subject to a child arrangements order or special guardianship order). This includes children who were adopted under the Adoption Act 1976 and children who were adopted under section 46 of the Adoption and Children Act 2002.  
Child arrangements orders are defined in Section 8 of the Children Act 1989, as amended by section 12 of the Children and Families Act 2014. Child arrangements orders replace residence orders and any residence order in force prior to 22nd April 2014 is deemed to be a child arrangements order. Section 14A of the Children Act 1989 defines a 'special guardianship order' as an order appointing one or more individuals to be a child's special guardian (or special guardians).
2. Children whose parent(s) are **communicant** members of the Church of England or a church that is a member of "Churches Together in England" or the Evangelical Alliance and have attended worship at least twice per calendar month for the past two years, or where the child has been admitted to communion, in the Church of England, before confirmation.  
(please refer to statements on Definition, Interpretation and Evidence below)
3. Children who have a sibling (brother or sister) at Hucknall National Primary School at the time of admission.
4. 4a. Children whose parent(s) have attended worship at a Church of England church or a church that is a member of "Churches together in England" or the Evangelical Alliance.  
  
4b. Children whose parent(s) have attended worship at a place of worship which follows the teachings of one of the major world faiths (Buddhism, Hinduism, Islam, Judaism, Sikhism)  
Places in this category will be allocated according to the degree of involvement which will be determined by consideration of the evidence given on the blue Church Reference Form and will be categorised in priority order according to the following divisions;
  - i. Attending at least twice per calendar month for the past two years
  - ii. Attending at least twice per calendar month for the past one year
  - iii. any other faith involvement
 (please refer to statements on Definition, Interpretation and Evidence below)
5. Children living nearest to the school at the time of application. Distances will be measured "as the crow flies" from the child's home address to the main entrance of the school using Nottinghamshire County Council's computerised distance measuring software. If two distances are found to be equal then lots will be drawn by an independent person.  
In the event of oversubscription within any of the above criterion where applications are deemed equal, priority will be given to children living nearest to the school at the time of application (ie in accordance with criteria 5.)

## Ashfield

**21. Huthwaite All Saint's CofE (Aided) Infant School (2-7 voluntary aided school)**

Mrs Joanna Redfern



01623 459199

Common Road, Huthwaite, Sutton-in-Ashfield,  
Nottinghamshire, NG17 2JR

office@huthwaiteallsaints.notts.sch.uk



www.huthwaiteallsaints.notts.sch.uk

DfE number 891 3774

Published admission number

30

Expected number on roll

86

**Linked primary school:** Woodland View Primary School**Summary of admission oversubscription criteria 2019-2020**

1. Children who are "looked after" or have been "previously looked after".
2. Children who, at the time of admission, have a sibling (brother or sister) who attend the school, or Woodland View Primary School **and** whose parents have a commitment to All Saints Church, Huthwaite\*
3. Children who, at the time of admission, have a sibling (brother or sister) who attend the school, or Woodland View Primary School and whose parents have a commitment to other churches who are members of Churches Together in England or the Evangelical Alliance\*
4. Children who, at the time of admission, have a sibling (brother or sister) who attend the school, or Woodland View Primary school
5. Children whose parents have a commitment to All Saints Church, Huthwaite\*
6. Children whose parents have a commitment to any other churches who are members of Churches Together in England or the Evangelical Alliance\*
7. Any other children, including those whose parents have a commitment to any other faith group.

\*Within criteria 2, 3, 5 and 6 Governors will differentiate priority according to whether the parents are

- "at the heart of the church" – worshipping usually at least twice per month
- "attached to the church" – worshipping usually monthly or involved in regular weekday church activities
- "known to the church" – worshipping occasionally, known through a family connection or involved in a regular weekday church activity which does not include an element of worship.

## Ashfield

## 22. Jacksdale Primary and Nursery School (3-11 community school)



Miss Julie Brockerton



01773 783930

Main Road, Jacksdale, Nottinghamshire,  
NG16 5JU

office@jacksdale.notts.sch.uk



www.jacksdaleprimary.co.uk

DfE number 891 2444

Published admission number (reception)	25	Expected number on roll	218
Published admission number (year 3)	20		

**Linked infant school:** Westwood Infant and Nursery School**Linked secondary school:** Selston High School**Standard reception criteria: infant and primary schools 2019-2020**

1. Children looked after by a local authority and previously looked after children.
2. Children who live in the catchment area at the closing date for applications and who, at the time of admission, will have a brother or sister attending the school or the linked junior/primary school.
3. Other children who live in the catchment area at the closing date for applications.
4. Children who live outside the catchment area and who, at the time of admission, will have a brother or sister attending the school or the linked junior/primary school.
5. Children who live outside the catchment area

**Standard junior/primary criteria: year 3 admissions from a linked infant school 2019-2020**

1. Children looked after by a local authority and previously looked after children
2. Children who attend the linked infant school at the closing date for applications and who, at the time of admission, will have a brother or sister attending the school or the linked infant school
3. Other children who attend the linked infant school at the closing date for applications
4. Children who live in the catchment area at the closing date for applications, who do not attend the linked infant school but who, at the time of admission, will have a brother or sister attending the school or the linked infant school
5. Other children who live in the catchment area at the closing date for applications and do not attend the linked infant school
6. Children who live outside the catchment area and who do not attend the linked infant school but who, at the time of admission, will have a brother or sister attending the school or the linked infant school
7. Children who live outside the catchment area

## Ashfield

**23. Kingsway Primary School (4-11 community school)**

Mrs Samantha Bradbury



01623 408259

Kingsway, Kirkby-in-Ashfield, Nottinghamshire,  
NG17 7FH

office@kingsway.notts.sch.uk



www.kingsway.typepad.com

DfE number 891 2912

Published admission number

60

Expected number on roll

362

**Linked secondary school:** Kirkby College**Standard reception criteria: infant and primary schools 2019-2020**

1. Children looked after by a local authority and previously looked after children.
2. Children who live in the catchment area at the closing date for applications and who, at the time of admission, will have a brother or sister attending the school or the linked junior/primary school.
3. Other children who live in the catchment area at the closing date for applications.
4. Children who live outside the catchment area and who, at the time of admission, will have a brother or sister attending the school or the linked junior/primary school.
5. Children who live outside the catchment area

**24. Kirkby Woodhouse School (3 -11 academy)**

Mrs Rachel Jones



01623 486158

Main Road, Kirkby-in-Ashfield, Nottinghamshire,  
NG17 9EU

office@kirkbywoodhouse.notts.sch.uk



www.kirkbywoodhouse.notts.sch.uk

DfE number 891 2009

Published admission number

60

Expected number on roll

400

**Linked secondary school:** Ashfield School**Summary of admission oversubscription criteria 2019-2020**

1. Children who are or have previously been looked after.
2. Children who live in the catchment area at the time of admission and have a sibling already attending Kirkby Woodhouse School.
3. Children who live in the catchment area.
4. Children who live outside the catchment area at the time of admission and have a sibling already attending Kirkby Woodhouse School.
5. Children who live outside the catchment area without siblings already at Kirkby Woodhouse School. (These will be allocated in terms of distance, nearest to school first).

## Ashfield

## 25. Leamington Primary and Nursery Academy (3-11 academy)



Executive Head Mr Tony Warsop



01623 455951

Clare Road, Sutton-in-Ashfield,  
Nottinghamshire, NG17 5BB

info@leamingtonpa.org.uk



www.leamingtonpa.org.uk

DfE number 891 2027

Published admission number

60

Expected number on roll

400

## Summary of admission oversubscription criteria 2019-2020

1. Children looked after by a local authority and previously looked after children.
2. Children who live in the catchment area and who, at the time of admission, will have a brother or sister attending the school.
3. Children who live outside the catchment area and who, at the time of admission, will have a brother or sister attending the school.
4. Children who have a parent working at the school where the member of staff has been employed at the school for two or more years at the time at which the application for admission is made or the member of staff is recruited to fill a vacant post for which there is a demonstrable skill shortage
5. Children who live in the catchment area
6. Other children.

## 26. Leen Mills Primary School (4-11 community school)



Mr Russell Tew



0115 953 6688

Leen Mills Lane, Hucknall, Nottinghamshire,  
NG15 8BZ

office@leenmills.notts.sch.uk



www.leenmillsprimary.co.uk

DfE number 891 2490

Published admission number

60

Expected number on roll

404

Linked secondary school: The Holgate Academy

## Standard reception criteria: infant and primary schools 2019-2020

1. Children looked after by a local authority and previously looked after children.
2. Children who live in the catchment area at the closing date for applications and who, at the time of admission, will have a brother or sister attending the school or the linked junior/primary school.
3. Other children who live in the catchment area at the closing date for applications.
4. Children who live outside the catchment area and who, at the time of admission, will have a brother or sister attending the school or the linked junior/primary school.
5. Children who live outside the catchment area



## Ashfield

## 27. Mapplewells Primary and Nursery School (3-11 academy)



Mr Karl Clowery



01623 455949

Henning Lane, Sutton-in-Ashfield,  
Nottinghamshire, NG17 1HU

office@mapplewells.notts.sch.uk



www.mapplewellsprimary.co.uk

DfE number 891 2120

Published admission number

45

Expected number on roll

261

**Linked secondary school:** Ashfield School**Summary of admission oversubscription criteria 2019-2020**

1. Children looked after by a local authority and previously looked after children.
2. Children who live in the catchment area at the closing date for applications and who, at the time of admission, will have a brother or sister attending the school or the linked junior/primary school.
3. Other children who live in the catchment area at the closing date for applications.
4. Children who live outside the catchment area and who, at the time of admission, will have a brother or sister attending the school or the linked junior/primary school.
5. Children who live outside the catchment area

## 28. Morven Park Primary and Nursery School (3-11 community school)



Mr Mark Watson



01623 459395

School Street, Kirkby-in-Ashfield,  
Nottinghamshire, NG17 7BT

office@morvenpark.notts.sch.uk



www.morvenpark.co.uk

DfE number 891 2913

Published admission number

60

Expected number on roll

420

**Linked secondary school:** Kirkby College**Standard reception criteria: infant and primary schools 2019-2020**

1. Children looked after by a local authority and previously looked after children.
2. Children who live in the catchment area at the closing date for applications and who, at the time of admission, will have a brother or sister attending the school or the linked junior/primary school.
3. Other children who live in the catchment area at the closing date for applications.
4. Children who live outside the catchment area and who, at the time of admission, will have a brother or sister attending the school or the linked junior/primary school.
5. Children who live outside the catchment area

## Ashfield

## 29. Orchard Primary School and Nursery (3-11 community school)



Mrs Jane Chambers



01623 455939

Chapel Street, Kirkby-in-Ashfield,  
Nottinghamshire, NG17 8JY

office@orchard-pri.notts.sch.uk



www.orchard-pri.notts.sch.uk

DfE number 891 2918

Published admission number

45

Expected number on roll

312

Linked secondary school: Ashfield School

## Standard reception criteria: infant and primary schools 2019-2020

1. Children looked after by a local authority and previously looked after children.
2. Children who live in the catchment area at the closing date for applications and who, at the time of admission, will have a brother or sister attending the school or the linked junior/primary school.
3. Other children who live in the catchment area at the closing date for applications.
4. Children who live outside the catchment area and who, at the time of admission, will have a brother or sister attending the school or the linked junior/primary school.
5. Children who live outside the catchment area

## 30. Priestsic Primary and Nursery School (3-11 community school)



Mrs Sarah Stamp



01623 465705

Park Street, Sutton-in-Ashfield,  
Nottinghamshire, NG17 4BB

admin@priestsic.notts.sch.uk



www.priestsicprimaryschool.co.uk

DfE number 891 2140

Published admission number

60

Expected number on roll

420

## Standard reception criteria: infant and primary schools 2019-2020

1. Children looked after by a local authority and previously looked after children.
2. Children who live in the catchment area at the closing date for applications and who, at the time of admission, will have a brother or sister attending the school or the linked junior/primary school.
3. Other children who live in the catchment area at the closing date for applications.
4. Children who live outside the catchment area and who, at the time of admission, will have a brother or sister attending the school or the linked junior/primary school.
5. Children who live outside the catchment area

## Ashfield

**31. Selston CofE Infant and Nursery School (2-7 voluntary controlled school)**

Executive Head Mrs Joanna Redfern  
Head of School Alison Taylor



01773 780131



Nottingham Road, Selston, Nottinghamshire,  
NG16 6DH



office@selston.notts.sch.uk



www.selston.notts.sch.uk

DfE number 891 3031

Published admission number	25	Expected number on roll	68
----------------------------	----	-------------------------	----

**Linked primary school:** Bagthorpe Primary School

**Standard reception criteria: infant and primary schools 2019-2020**

1. Children looked after by a local authority and previously looked after children.
2. Children who live in the catchment area at the closing date for applications and who, at the time of admission, will have a brother or sister attending the school or the linked junior/primary school.
3. Other children who live in the catchment area at the closing date for applications.
4. Children who live outside the catchment area and who, at the time of admission, will have a brother or sister attending the school or the linked junior/primary school.
5. Children who live outside the catchment area

**32. Skegby Junior Academy (7-11 academy)**

Mrs Pauline Marples



01623 460329



Ash Grove, Skegby, Sutton-in-Ashfield,  
Nottinghamshire, NG17 3FH



admin@skegbyjunioracademy.org



www.skegbyjunioracademy.org

DfE number 891 2013

Published admission number	48	Expected number on roll	175
----------------------------	----	-------------------------	-----

**Linked infant school:** Healdswood Infants' and Nursery School

**Linked secondary school:** Quarrydale Academy

**Summary of admission oversubscription criteria 2019-2020**

1. Looked After Children or previously Looked After Children
2. Children who attend the linked infant school and who, at the time of application have a sibling on roll at the Academy or linked infant school.
3. Other children who attend the linked infant school.
4. Children who do not attend the linked infant school but who, at the time of application, have a sibling on roll at the Academy or linked infant school.
5. Other children who do not attend the linked infant school.

## Primary schools

## Ashfield

**33. St Andrew's CofE Primary and Nursery School (3-11 voluntary controlled school)**

Mrs Amanda Williams



01623 484522

Mansfield Road, Skegby, Sutton-in-Ashfield,  
Nottinghamshire, NG17 3DW

office@st-andrews.notts.sch.uk



www.st-andrews.notts.sch.uk

DfE number 891 3008

Published admission number

45

Expected number on roll

321

**Linked secondary school:** Quarrydale Academy**Variation to standard reception criteria: infant and primary schools with faith criterion 2019-2020**

1. Children looked after by a local authority and previously looked after children
2. Children who live in the catchment area at the closing date for applications and who, at the time of admission, will have a brother or sister attending the school or the linked junior/primary school
3. Other children who live in the catchment area at the closing date for applications
4. Children who live outside the catchment area and who, at the time of admission, will have a brother or sister attending the school or the linked junior/primary school
5. Children who live outside the catchment area and whose parent attends the relevant church/churches\*
6. Children who live outside the catchment area

## 34. St Mary Magdalene CofE Primary School (4-11 academy)



Miss S Robinson



01623 464246

Springwood View Close, Sutton-in-Ashfield,  
Nottinghamshire, NG17 2HR

office@st-marys.notts.sch.uk



www.stmarymagdaleneprimary.co.uk

DfE number 891 3310

Published admission number

30

Expected number on roll

210

**Summary of admission oversubscription criteria 2019-2020**

1. Places at the school will first be given to looked after children. A "looked after child" or a child who was previously looked after but ceased to be so because they were adopted or became subject to a child arrangement order.
  2. Places at the school will then be given to children whose parent(s) are communicant members of St Mary Magdalene Church, and have attended worship at least twice per calendar month for the past two years; the school will request a supporting reference from the vicar of the parish church of St Mary Magdalene, Sutton-in-Ashfield.
    - a) Preference will be given to siblings in school at the time of admission
    - b) Preference will be given to applicants who live nearest the school as the crow flies.
  3. Places at the school will then be given to children whose parent(s) are communicant members of one of the churches named in the cluster: All Saints Huthwaite; St Andrew's Skegby, All Saints Stanton Hill; St Katherine's Teversal; St Michael's Sutton-in-Ashfield; and have attended worship at least twice per calendar month for the past two years, the school will request a supporting reference from the vicar of the church.
    - a) Preference will be given to applicants who have a sibling in school at the time of admission.
    - b) Preference will be given to applicants who live nearest the school as the crow flies.
  4. Places at the school will be given to children who have a brother or sister at St Mary Magdalene Primary School at the time of admission. Preference will be given to applicants who live nearest the school as the crow flies.
  5. Places at the school will then be given to children whose parent(s) have attended worship at
    - a) A Church of England church, or a church that is a member of 'Churches Together in England' or the Evangelical Alliance or a Christian Church registered with the Charities Commission.
    - b) A place of worship which follows the teachings of one of the major world faiths (Buddhism, Hinduism, Islam, Judaism, Sikhism)

*Section (a) takes priority over section (b)*

Preference will be given to applicants who live nearest the school as the crow flies.
  6. Places at the school will then be given to children living nearest to the school at the time of application. Distances will be measured "as the crow flies" from the child's home address to the main entrance of the school using LA computerised distance measuring software.
- When measuring distances, in the event that two or more distances are exactly the same a random allocation by lot will be used. This will be verified by someone independent to the LA.

## Ashfield

**35. The West Park Academy (3-11 academy)**

Executive Principal Mr Grant Worthington



01623 460274

Vernon Road, Kirkby-in-Ashfield,  
Nottinghamshire, NG17 8EE

office@westparkacademy.co.uk



www.westparkacademy.co.uk

DfE number 891 2032

Published admission number

45

Expected number on roll

256

**Linked secondary school:** Ashfield School**Summary of admission oversubscription criteria 2019-2020**

1. Children looked after by a local authority and previously looked after children
2. Children who live in the catchment area and who, at the time of admission, will have a brother or sister attending the school
3. Children who live in the catchment area
4. Children who live outside the catchment area and who, at the time of admission, will have a brother or sister attending the school
5. Other children

**36. Underwood Church of England Primary School (5-11 voluntary controlled school)**

Mr Michael Wilson



01773 782868

Main Road, Underwood, Nottinghamshire,  
NG16 5GN

office@underwood.notts.sch.uk



www.underwoodschool.co.uk

DfE number 891 3032

Published admission number

25

Expected number on roll

177

**Linked secondary school:** Selston High School**Standard reception criteria: infant and primary schools 2019-2020**

1. Children looked after by a local authority and previously looked after children.
2. Children who live in the catchment area at the closing date for applications and who, at the time of admission, will have a brother or sister attending the school or the linked junior/primary school.
3. Other children who live in the catchment area at the closing date for applications.
4. Children who live outside the catchment area and who, at the time of admission, will have a brother or sister attending the school or the linked junior/primary school.
5. Children who live outside the catchment area

## Ashfield

## 37. Westwood Infant and Nursery School (3-7 community school)



Mr Paul Northridge



01773 783899

Palmerston Street, Westwood,  
Nottinghamshire, NG16 5JA

office@westwood.notts.sch.uk



www.westwood-inf.co.uk

DfE number 891 2450

Published admission number

20

Expected number on roll

46

**Linked primary school:** Jacksdale Primary and Nursery School**Standard reception criteria: infant and primary schools 2019-2020**

1. Children looked after by a local authority and previously looked after children.
2. Children who live in the catchment area at the closing date for applications and who, at the time of admission, will have a brother or sister attending the school or the linked junior/primary school.
3. Other children who live in the catchment area at the closing date for applications.
4. Children who live outside the catchment area and who, at the time of admission, will have a brother or sister attending the school or the linked junior/primary school.
5. Children who live outside the catchment area

## Ashfield

## 38. Woodland View Primary School (3-11 community school)



Mrs Ruby Grey



01623 487087

Barker Street, Huthwaite, Sutton-in-Ashfield,  
Nottinghamshire, NG17 2LH

office@woodlandview.notts.sch.uk



www.woodlandview.notts.sch.uk

DfE number 891 2150

Published admission number (reception)	30	Expected number on roll	343
--	----	-------------------------	-----

Published admission number (year 3)	35
-------------------------------------	----

**Linked infant school:** Huthwaite All Saint's CofE (Aided) Infant School**Linked secondary school:** Ashfield School**Standard reception criteria: infant and primary schools 2019-2020**

1. Children looked after by a local authority and previously looked after children.
2. Children who live in the catchment area at the closing date for applications and who, at the time of admission, will have a brother or sister attending the school or the linked junior/primary school.
3. Other children who live in the catchment area at the closing date for applications.
4. Children who live outside the catchment area and who, at the time of admission, will have a brother or sister attending the school or the linked junior/primary school.
5. Children who live outside the catchment area

**Standard junior/primary criteria: year 3 admissions from a linked infant school 2019-2020**

1. Children looked after by a local authority and previously looked after children
2. Children who attend the linked infant school at the closing date for applications and who, at the time of admission, will have a brother or sister attending the school or the linked infant school
3. Other children who attend the linked infant school at the closing date for applications
4. Children who live in the catchment area at the closing date for applications, who do not attend the linked infant school but who, at the time of admission, will have a brother or sister attending the school or the linked infant school
5. Other children who live in the catchment area at the closing date for applications and do not attend the linked infant school
6. Children who live outside the catchment area and who do not attend the linked infant school but who, at the time of admission, will have a brother or sister attending the school or the linked infant school
7. Children who live outside the catchment area



**ADMISSIONS POLICY FOR CATHOLIC PRIMARY VOLUNTARY ACADEMIES IN THE PAX CHRISTI CATHOLIC ACADEMY TRUST (cntd)**

Academy	Published Admission Number	Parish(es) served	Located within Local Authority
<b>Holy Cross Catholic Voluntary Academy,</b> Leen Mills Lane, Hucknall, Nottingham NG15 8BZ  0115 9534577 office@holycross.notts.sch.uk	30	Holy Cross, Hucknall	Nottinghamshire
<b>Sacred Heart Catholic Voluntary Academy,</b> Southcliffe Road, Carlton, Nottingham NG4 1EQ  0115 9112117 head@sacredheart.notts.sch.uk	30	Most Sacred Heart of Jesus, Carlton with St Bernadette's, Sneinton	Nottinghamshire
<b>St Margaret Clitherow Catholic Voluntary Academy</b> Bestwood Park, Nottingham NG5 5RS  0115 915 0296 headteacher@st-Margaretclitherow.nottingham.sch.uk	30	Good Shepherd, Arnold, (within the City boundary) Our Lady of Perpetual Succour, Bulwell and Divine Infant of Prague, Bestwood Park	Nottingham City
The Good Shepherd Catholic Voluntary Academy, Somersby Road, Woodthorpe, Nottingham NG5 4LT  0115 9262983 office@goodshepherd.notts.sch.uk	60	Good Shepherd Parish within the Gedling boundary	Nottinghamshire

This policy will apply for admission into Reception Class for the academic Year 2019/2020.

The Catholic Primary Voluntary Academies listed above are under the Trusteeship of the Diocese of Nottingham and belong to the Nottingham Diocesan family of schools. They are founded by and are part of the Catholic Church and seek at all times to be a witness to Jesus Christ. Religious education and worship are in accordance with the teachings and doctrines of the Catholic Church. This does not affect the right of parents or carers who are not of the faith of these schools to apply for and to be considered for places. We ask all parents or carers applying for a place to respect this ethos and its importance to the school community.

Our academies are principally provided to serve the Catholic communities of Nottinghamshire and Nottingham. The Governors also welcome applications from all parents and carers, regardless of faith or background, who would like their children to be educated in a Christian environment.

The Pax Christi Catholic Academy Trust is the admission authorities for the academies as set out above and is responsible for determining the admissions policies for the Academies in the Trust. On behalf of the Trust the admissions process for Holy Cross, Hucknall, Sacred Heart, Carlton and The Good Shepherd, Woodthorpe is coordinated by Nottinghamshire Local Authority and for St Margaret Clitherow by Nottingham City Local Authority.

All decisions relating to admission applications will be taken by the Governing Body of the Academy applied for.

## ADMISSIONS POLICY FOR CATHOLIC PRIMARY VOLUNTARY ACADEMIES IN THE PAX CHRISTI CATHOLIC ACADEMY TRUST (cntd)

Parents residing in Nottingham City should consult the Nottingham City Local Authority website, [www.nottinghamcity.gov.uk](http://www.nottinghamcity.gov.uk) which gives full details of the admissions process within the city, including information on the admissions cycle.

Parents residing in Nottinghamshire should consult the Nottinghamshire Local Authority website, [www.nottinghamshire.gov.uk](http://www.nottinghamshire.gov.uk) which gives full details of the admissions process in the county, including information on the admissions cycle.

### Application Procedure and Timetable

Applications must be made on the Common Application Form provided by your home Local Authority. Applications must be made to your home Local Authority by the national closing date of 15<sup>th</sup> January.

In addition **all applicants wishing to apply for a place under a faith criteria** (oversubscription criteria 1-7) should complete the Supplementary Information Form. This form can be downloaded from the Local Authority website within which the school is located and is also available from any of the schools. The completed form, together with any required evidence, (see notes 3-8), should be returned to each Catholic school for which a preference has been made by the same closing date of 15<sup>th</sup> January.

**If you do not provide the additional required evidence and return it by the closing date your child will be ranked in a lower admissions category and this may affect your child's chances of being offered a place.**

### Admission of Children below Compulsory School Age, Deferred Entry and Summer Born Children

If your child is offered a full time place before s/he reaches compulsory school age, you have the option of deferring the child's entry up until the term in which the child reaches compulsory school age (a child reaches compulsory school age on the prescribed day following his/her fifth birthday or on his/her fifth birthday if it falls on a prescribed day. The prescribed days are 31st December, 31st March and 31st August). A place will be held and will not be offered to another child provided the place is taken up within the same academic year.

Parents can request that their child attends school part-time until the child reaches compulsory school age.

Parents of summer born children, i.e. a child born between 1st April and 31st August, may choose not to send their child to school until the September following their fifth birthday and may request that they are admitted outside of their normal age group to Reception Year rather than Year 1. However, parents need to be aware that *if the request is approved (see below on decisions on applications for 'admission outside of normal age group')* they will need to apply again in the next admissions round for a place in that Reception Year and should be aware that a place is not guaranteed as the application will be considered alongside all other applications in that year and the Oversubscription Criteria will still apply.

### Admission of children outside their normal age group

Parents may seek a place for their child outside of the normal age group for example if the child is exceptionally gifted and talented or has experienced problems such as ill health. The school anticipates that children will be educated out of their normal age group in only a small number of very exceptional circumstances.

Should you wish to seek a place for your child outside of their normal age group you should still make an application for a school place for your child's normal age group **and** you should also submit a request for admission out of the normal age group at the same time, following the procedure set out by your home local authority.

A decision will then be made on which age group the child should be admitted taking into account the circumstances of each case and the best interests of the child. In addition to taking into account the views of the head teacher, including the head teacher's statutory responsibility for the internal organisation, management and control of the school, the governing body will take into account the views of the parents and of appropriate medical and education professionals.

## ADMISSIONS POLICY FOR CATHOLIC PRIMARY VOLUNTARY ACADEMIES IN THE PAX CHRISTI CATHOLIC ACADEMY TRUST (cntd)

Once that decision has been made the oversubscription criteria will be applied to determine if a place can be offered at the school.

Your statutory right to appeal against the refusal of a place at a school for which you have applied is unaffected. However the right to appeal does not apply if you are offered a place at the school but it is not in your preferred age group.

The school is not required to honour a decision made by another admission authority on admission out of the normal age group.

### Late applications

Late applications will be administered in accordance with the Local Authority Primary Coordinated Admissions Scheme within which the academy is located. You are encouraged to ensure that your application is received on time.

### Late applications – Nottingham City

Nottingham City Council and the Governing Body may be willing to accept applications which are received late but before the date set by the Local Authority for good reason for example:

- a family returning from abroad
- a lone parent who has been ill for some time
- a family moving into Nottingham from another area
- other exceptional circumstances

Each case will be treated on its merits.

Any preferences received by Nottingham City Council up to the date set by the Local Authority, with good reason for being late, and where appropriate, with the agreement of the Governing Body will be included in the first cycle of allocations and will be notified on the national offer day.

All other late applications for primary school places received by Nottingham City Council after the specified date will be dealt with after the offer day.

### Late applications - Nottinghamshire

Certain late applications submitted in the normal admissions round that are received by Nottinghamshire County Council up to the date set by Nottinghamshire County Council will be treated as on time. Such applications will be from parents or carers who:

- have moved into Nottinghamshire ; or
- can establish at the time of completing the form that there were exceptional reasons for missing the closing date  
and were, therefore, unable to meet the published closing date.

Governing Bodies will treat such applications as on time where it is practical to include them in their first ranking. All other late applications for primary school places received by Nottinghamshire Local Authority after the specified date will be dealt with after the offer day.

### Applications during the school year (In-Year Applications)

Details of the application process are available from the school and from the Local Authority within which the school is located. Once an application has been made, it will be passed to the Admissions Committee of the Governing Body for consideration. If the respective year group total is below the published admission number for that year group, the child will be offered a place. If the published admission number has been reached, the child will be only offered a place if the Admissions Committee decides that the education of pupils in that year group will not be detrimentally affected by the admission of an extra pupil.

Offers of places may be withdrawn if they are offered in error, a parent has not responded within 10 school days of issuing of the offer letter issue or it is established that an offer was obtained through a fraudulent or intentionally misleading application.

## **ADMISSIONS POLICY FOR CATHOLIC PRIMARY VOLUNTARY ACADEMIES IN THE PAX CHRISTI CATHOLIC ACADEMY TRUST (cntd)**

In cases involving school transfers that do not require a house move or where there is no need for an immediate move, arrangements may be made for the child to start school at the beginning of term to minimise disruption to their own and other children's education.

If your application is refused you have a statutory right to appeal (see 'Appeals' below). Your appeal should be lodged within twenty school days after the date of the decision letter.

### **Waiting Lists**

Parents whose children have not been offered their preferred school in the normal admissions round will be added to their preferred school's Waiting List. The Waiting List will normally remain open until the end of the Autumn Term in the application year. However, schools may maintain the Waiting List until the end of the academic year. Please contact the school to request further details.

Waiting Lists are maintained in the same order as the oversubscription criteria listed below and not in the order in which applications are received or added to the Waiting List. This means that your child's position on the Waiting List may change during the year.

Any late applications will be added to the Waiting List in accordance with the oversubscription criteria.

Inclusion on a school's Waiting List does not mean that a place will eventually become available.

### **Appeals**

If a child is not offered a place, parents/carers have a statutory right to appeal. This should be done by writing to the school setting out your grounds for appeal no later than twenty school days after the decision letter has been received. The appeal will be arranged on behalf of the governors by the Catholic Schools Appeals Service and will be heard by an independent panel. The decision of the panel will be binding on the school.

### **Fair Access Protocols**

Local Authorities are required to have Fair Access Protocols in order to make sure that unplaced children, especially the most vulnerable, are offered a place at a suitable school as quickly as possible. This includes admitting children above the published admissions number to schools that are already full. The academies listed in this policy participate in the Fair Access Protocols operated by the Local Authority within which they are located

### **Infant Class Size Regulations**

Infant classes may not, by law, contain more than 30 pupils with a single qualified teacher. Parents/carers should be aware that when the Governing Body is considering applications for places, they must keep to the 30 limit. Parents/Carers do have a right of appeal in accordance with the Infant Class Size Regulations if the school is oversubscribed and their child is refused a place.

### **Applications for twins / multiple birth children**

Where a place available is offered to a child from a twin or multiple birth the Governors will normally offer places to both twins, triplets etc even if this means exceeding the published admission number as long as the governing body decides that the education of pupils in that year group would not be detrimentally affected.

### **Attendance at Nursery**

Attending a nursery, or a pre-school setting on the site of the school, does not give any priority within the oversubscription criteria for a place in the school. Attendance at the school's nursery does not guarantee that a place will be offered at the school and for children attending the school's nursery, application to the reception class of the school must be made in the normal way, to the local authority and using the Common Application Form.

### **Fraudulent Information**

The Governing Body reserves the right to withdraw the offer of a place or, if a child is already attending the school the place itself, where it is satisfied that the offer or place was obtained on the basis of fraudulent or intentionally misleading information.

## ADMISSIONS POLICY FOR CATHOLIC PRIMARY VOLUNTARY ACADEMIES IN THE PAX CHRISTI CATHOLIC ACADEMY TRUST (cntd)

### Oversubscription Criteria

Where schools have more applications than places available, Governors will draw up a ranked list based on the criteria listed below and will allocate places accordingly.

Children who have an Educational Health and Care Plan (EHCP) (see Note 1) which names the school will be admitted. This will reduce the number of places available.

1. Catholic looked after or previously looked after children. (*See Notes 2 and 3*).
2. Catholic (*see Note 3*) children living in the parish(es) served by the school
3. Catholic (*see Note 3*) children living outside the parish(es) served by the school
4. Other looked after or previously looked after children (*see Note 2*).
5. Catechumens, Candidates and members of Eastern Christian Churches (*see Notes 4, 5 and 6*)
6. Children of other Christian denominations whose membership is evidenced by a minister of religion (*see note 7*)
7. Children of other faiths whose membership is evidenced by a religious leader (*see note 8*)
8. Any other children not within categories 1-7.

**First priority** within the Oversubscription Criteria will be given to applications from children who will have siblings (*see note 9*) attending the school at the proposed time of admission.

### Distance Measurement

Within each criterion applications will be ranked on distance with priority given to children who live nearest to the academy using the same method of measurement as used by the Local Authority within which the academy is located (*see below*).

#### ***Distance measurement – Nottingham City***

For the academies located in Nottingham City distance will be measured in a straight line (by a computerised geographical information system) from the centre of the academy campus to a point at the pupil's home address identified by the Local Land and Property Gazetteer.

#### ***Distance measurement – Nottinghamshire***

For the academies located in Nottinghamshire Distance measurements will be taken in a straight line from the entrance to the child's home to the principal entrance to the main administrative building of the academy. This will be calculated by Nottinghamshire County Council's computerised distance measuring software. In the event of needing to discriminate between pupils living in the same block of flats, where the same distance measurement is produced, the lowest numbered flat(s) will be treated as closest to the academy.

### Tie Breaker

In a very few cases, it may not be possible to decide between the applications of those pupils who are the final qualifiers for a place (eg children who live at the same address or have the same distance measurement). In this exceptional situation, if there is no other way of separating the applications then the governors will admit the additional child above the planned admission number. If however, admission would result in the legal limit of 30 children being exceeded, then the place will be allocated by the drawing of lots supervised by someone independent of the Academy.

### Notes (these form part of the oversubscription criteria)

**1.** An Education, Health and Care Plan (EHCP), is a plan made by the Local Authority under section 37 of the Children and Families Act 2014, specifying the special educational provision required for a child.

**2.** A looked after child is a child who is (a) in the care of a Local Authority, or (b) being provided with accommodation by a Local Authority in the exercise of their social services functions in accordance with section 22(1) of the Children Act 1989 at the time of making an application to a school.

Previously looked after child is a child who were looked after, ceased to be looked after because they were adopted (or became subject to a child arrangements order or special guardianship order). This includes children who were adopted under the Adoption Act 1976 and children who were adopted under the Adoption and Children's Act 2002.

## ADMISSIONS POLICY FOR CATHOLIC PRIMARY VOLUNTARY ACADEMIES IN THE PAX CHRISTI CATHOLIC ACADEMY TRUST (cntd)

Child arrangements order are defined in *section 8 of the Children Act 1989*, as amended by *section 12 of the Children and Families Act 2014*. Child arrangements orders replace residence orders and any residence order in force prior to 22 April 2014 is deemed to be a child arrangements order. *Section 14A of Children Act 1989* defines a 'special guardianship order' as an order appointing one or more individuals to be a child's special guardian (or special guardians).

**3.** 'Catholic' means a member of a Church in full communion with the See of Rome. This includes the Eastern Catholic Churches. This will normally be evidenced by a certificate of baptism in a Catholic Church or a certificate of reception into full communion with the Catholic Church signed by a Catholic Priest and stamped with the parish stamp. For the purposes of this policy, it includes a looked after child who is part of a Catholic family where a letter from a priest demonstrates that the child would have been baptised or received if it were not for their status as a looked after child (i.e. a looked after child in the process of adoption by a Catholic family).

For a child to be treated as Catholic, evidence of Catholic baptism or reception into the Church will be required. Those who have difficulty obtaining written evidence of baptism should contact their Parish Priest.

**4.** 'Catechumen' means a member of the catechumenate of a Catholic Church. This will normally be evidenced by a certificate of reception into the order of catechumens or a letter of verification signed by the parish priest and stamped with the parish stamp.

**5.** 'Candidate' means a candidate for reception into the Catholic Church. This will normally be evidenced by a letter of verification signed by the parish priest and stamped with the parish stamp.

**6.** 'Eastern Christian Church' includes Orthodox Churches, and is normally evidenced by a certificate of baptism or reception from the authorities of that Church.

**7.** 'Children of other Christian denominations' means children who are members of a Church or religious community that practises Trinitarian baptism recognised by the Catholic Church, and is normally evidenced by a Baptism Certificate, a Certificate of Dedication or a letter of verification signed by the minister of religion for that church.

**8.** 'Children of other faiths' means children who are members of a religious community that does not fall within the definitions 3-7 above. This is normally evidenced by a Baptism Certificate, a Certificate of Dedication or a letter of verification signed by the religious leader of the community.

**9.** 'Siblings' means a child who lives as a brother or sister in the same house, including natural brothers or sisters with either one or both parents in common, adopted brothers or sisters, stepbrothers or sisters, foster brothers or sisters, or the child of a parent's partner where the child for whom the school place is sought is living in the same family unit at the same address as that sibling. It also includes natural brothers or sisters where the child for whom the school place is sought is not living in the same family unit as the same address as that sibling.

**10.** A 'parent' means all natural parents, any person who is not a parent but has parental responsibility for a child, and any person who has care of a child.

**11.** Home Address: The governors of each school use the same definition as used by the Local Authority within which the school is located.

**12.** For the purposes of this policy, parish boundaries are as shown on the map available on the school website.

**First admission allocation summary - applications for reception places 2018-2019**

For academy, foundation, studio and voluntary aided schools which were oversubscribed, it is not possible to list the criterion under which each application was granted or refused as the criteria for each of these schools are different and are applied by the individual admission authority. For details of how places were allocated against the oversubscription criteria, you should contact the school for further information. The information is based on national offer day 16 April 2018. (Published admission number = number of places available; no longer required = higher preference has been offered)

Area	School	Total preferences	Published admission number	Total Allocated	SEN	1	Special circumstances	2	3	4	5	6	7	8	alternative offer	Total refused	No longer required	Direct distance of last place offered (miles)
Ashfield	Abbey Hill Primary School, Kirkby	53	30	30	0	0	0	9	4	9	8	0	0	0	0	0	23	
Ashfield	All Saints CofE Infants School	49	30	30											1	0	20	
Ashfield	Annesley Primary and Nursery School	83	30	30	0	0	0	8	8	6	8	0	0	0	0	1	52	0.764
Ashfield	Bagthorpe Primary School	55	15	15	0	0	1	6	3	5	0	0	0	0	0	10	30	5.954
Ashfield	Beardall Fields Primary and Nursery School	150	60	60	0	1	0	17	29	5	8	0	0	0	0	2	88	1.866
Ashfield	Brierley Forest Primary and Nursery School	91	60	57	0	0	0	19	12	13	12	0	0	0	1	0	35	
Ashfield	Butler's Hill Infant and Nursery School	110	75	59	0	1	0	14	23	12	8	0	0	0	1	0	52	
Ashfield	Croft Primary School	140	60	60	0	1	0	10	13	15	21	0	0	0	0	4	76	1.213
Ashfield	Dalestorth Primary and Nursery School	162	45	45	0	1	1	18	14	10	1	0	0	0	0	23	94	0.227
Ashfield	Edgewood Primary and Nursery School	104	45	45	0	0	0	8	3	11	23	0	0	0	0	4	55	0.967
Ashfield	Forest Glade Primary School	140	30	30	0	2	0	2	2	8	15	0	0	0	1	0	111	
Ashfield	Greenwood Primary and Nursery School	104	60	53											1	0	52	
Ashfield	Healdswood Infants and Nursery School	58	60	48	0	2	0	15	26	1	1	0	0	0	2	0	12	
Ashfield	Hillocks Primary and Nursery School	63	45	41	0	0	0	12	17	8	4	0	0	0	0	0	22	
Ashfield	Hillside Primary and Nursery Academy	236	60	60												27	149	
Ashfield	Holgate Primary and Nursery School	113	60	55	0	0	0	18	16	8	10	0	0	0	3	0	61	
Ashfield	Holly Hill Primary School, Selston	54	50	32	0	0	0	9	7	5	10	0	0	0	1	0	23	
Ashfield	Holy Cross Catholic Voluntary Academy	107	30	30												7	70	
Ashfield	Hucknall National C of E (VA) Primary	185	60	60												0	125	
Ashfield	Jacksdale Primary and Nursery School	41	25	15	0	0	0	3	4	4	4	0	0	0	0	0	26	
Ashfield	Kingsway Primary School, Kirkby	125	60	58	0	1	0	17	23	10	7	0	0	0	0	0	67	
Ashfield	Kirkby Woodhouse Primary and Nursery School	106	60	58												0	48	
Ashfield	Leamington Primary and Nursery Academy	51	60	39												0	12	
Ashfield	Leen Mills Primary School	175	60	58	0	1	0	8	6	21	0	0	0	0	0	0	117	
Ashfield	Mapplewells Primary School, Sutton in Ashfield	117	45	45												13	59	
Ashfield	Morven Park Primary and Nursery School	116	60	60	0	0	0	16	21	11	12	0	0	0	0	1	55	1.91
Ashfield	Orchard Primary and Nursery School	170	45	45	0	0	0	15	12	5	13	0	0	0	0	18	107	0.681
Ashfield	Priestsc Primary and Nursery	163	60	60	0	0	0	14	18	12	16	0	0	0	0	2	101	0.76
Ashfield	Selston CofE Infant and Nursery School	50	25	25	1	0	0	0	7	5	12	0	0	0	0	3	22	2.65
Ashfield	St Andrew's CofE Primary and Nursery School	103	45	45	0	1	0	5	8	12	5	14	0	0	0	12	46	0.708
Ashfield	St Mary Magdalene Primary School	75	30	27												0	48	
Ashfield	The West Park Academy	42	45	23												0	19	
Ashfield	Underwood CofE Primary School	59	25	20	0	0	0	2	0	5	11	0	0	0	0	0	39	
Ashfield	Westwood Infant and Nursery School	20	20	8	0	0	0	1	5	0	2	0	0	0	0	0	12	
Ashfield	Woodland View Primary School	60	30	30	0	0	0	13	17	0	0	0	0	0	0	5	25	0.646

**Infant to junior transfers (year 3) allocation summary**

For academy, foundation, studio and voluntary aided schools which were oversubscribed, it is not possible to list the criterion under which each application was granted or refused as the criteria for each of these schools are different and are applied by the individual admission authority. For details of how places were allocated against the oversubscription criteria, you should contact the school for further information. The information is based on national offer day 16 April 2018. (Published admission number = number of places available; no longer required = higher preference has been offered)

					Admission oversubscription criteria													
Area	School	Total preferences	Published admission number	Total allocated	SEN	1	2	3	4	5	6	7	8	9	Alternative Offer	Total refused	No longer required	Distance of last place offered (miles)
Ashfield	Bagthorpe Primary School	30	15	15	0	0	3	7	1	0	1	2	1	0	0	2	13	1.522
Ashfield	Broomhill Junior School	63	75	65	0	0	27	35	0	0	0	1	0	0	2	0	0	
Ashfield	Jacksdale Primary School	10	20	12	0	0	2	6	1	0	0	0	0	0	3	0	1	
Ashfield	Skegby Junior Academy	48	60	50											3	0	1	
Ashfield	Woodland View Primary School	22	35	24	0	0	11	11	0	0	0	0	0	0	2	0	0	
Bassetlaw	Carr Hill Primary School	25	50	25	0	0	12	13	0	0	0	0	0	0	0	0	0	
Bassetlaw	Prospect Hill Junior School	44	60	44	0	0	21	23	0	0	0	0	0	0	0	0	0	
Broxtowe	Albany Junior School	63	60	53	0	0	25	25	0	2	0	1	0	0	0	0	10	
Broxtowe	Eskdale Junior School	75	70	68	1	1	37	28	0	1	0	0	0	0	0	0	7	
Broxtowe	Fairfield Primary Academy	87	70	61												0	26	
Broxtowe	Larkfields Junior School	60	60	60	0	1	20	39	0	0	0	0	0	0	0	0	0	
Broxtowe	Rylands Junior School	47	50	45	0	0	16	27	0	1	0	1	0	0	0	0	2	
Broxtowe	Toton Bispham Drive Junior School	65	60	59	0	1	25	30	0	0	0	0	0	3	0	0	6	
Gedling	Arno Vale Junior School	96	60	60	0	0	28	31	0	0	0	1	0	0	0	0	36	
Gedling	Emehale Junior School	105	70	70												4	31	
Gedling	Killsick Junior School	53	60	57											4	0	0	
Gedling	Porchester Junior School	59	45	45												2	12	
Gedling	Priory Junior School	59	60	53	0	0	24	28	0	5	0	0	0	0	0	0	6	
Gedling	Sir John Sherbrooke Junior School	28	50	27												0	1	
Gedling	The Carlton Junior Academy	69	60	58											1	0	12	
Gedling	Westdale Junior School	89	60	60												0	29	
Mansfield	Eastlands Junior School	38	40	35	0	0	17	18	0	0	0	0	0	0	0	0	3	
Mansfield	Leas Park Junior School	71	70	70	0	0	23	46	1	0	0	0	0	0	0	0	1	
Mansfield	Newlands Junior School	48	60	48	0	1	17	31	0	0	0	0	0	0	0	0	0	
Mansfield	Sherwood Junior School	67	60	57	0	3	20	34	0	0	0	0	0	0	0	0	10	
Newark	Lowe's Wong Junior School	91	100	89	1	4	49	34	0	0	0	0	1	0	0	0	2	
Newark	The Forest View Academy	56	60	56												0	0	
Newark	The William Gladstone CE Primary Academy	3	30	5											3	0	1	
Rushcliffe	Radcliffe on Trent Junior School	72	70	68	0	1	34	33	0	0	0	0	0	0	0	0	4	
Rushcliffe	Robert Miles Junior School	61	60	57												0	4	
Rushcliffe	St Peter's CofE Junior School	91	90	91	0	1	47	43	0	0	0	0	0	0	0	0	0	
Rushcliffe	West Bridgford Junior School	91	85	83	0	0	45	36	0	5	0	0	0	0	0	0	8	