




Easy Read version:



Learning Disability Support




This document explains Nottinghamshire County Council's support for people with a learning disability.



This tells you about the support for adults who live in Nottinghamshire.



What is the Community Learning Disability team?

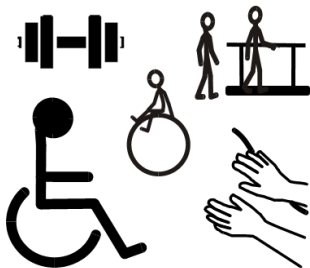


This is a team that supports people by doing assessments, giving advice, offering treatment and support for people with a learning disability and their carers.

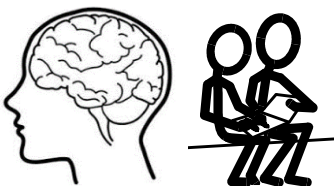


The team has:


Occupational Therapists



Physiotherapists



Psychiatry and Psychology



Social Workers and Community Care Officers



Speech and Language Therapists

7

In Nottinghamshire, there are 7 Community Learning Disability Teams:

Ashfield

Bassetlaw

Broxtowe

Gedling

Mansfield

Newark

Rushcliffe







Can I have help?



You have to be over 18 years of age, have a learning disability and live in Nottinghamshire.



You need to have a **referral** for support. This means you have to talk about your needs and tell them why you need support.




You should contact the Council's Customer Service Centre - they will try and help you with your problems.



You can telephone them on:

0300 500 80 80



You can ask someone who knows you well to help with this.



What can I get help with?



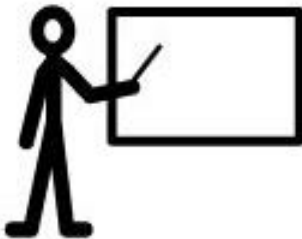
The team can provide information and advice or support with:



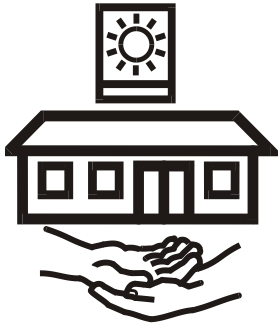
Being independent




Jobs and Work



Education



Day Services



Short Breaks



Social Activities



Finding the right support




Support for family carers




Keeping people safe



Staying healthy and fit



What happens next?



Once a referral has been accepted by the Community Learning Disability Team, someone will contact you.

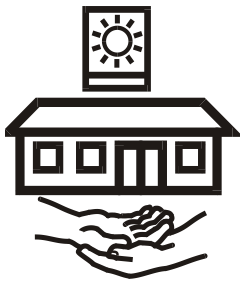
They might make an appointment to see you.
Sometimes they see people at:



Home




Day service




Hospital




Office



Community






The team might make an assessment of your needs.




The team might help you make support plans around your needs.



Sometimes, a person's needs are very complicated and the team might ask another team to give more help to you.



Each team has a **duty worker**. This means that someone will be able to help with problems in an emergency.



It is important to let the team know if things change for you. This way you can get the right support.



Who do I contact?



Nottinghamshire County Council



Phone Customer Services on

0300 500 80 80



Email:

enquiries@nottscc.gov.uk



Website:

www.nottinghamshire.gov.uk

www.nottshelpyourself.org.uk



Minicom:

01623 869598



Tell us if you need the information in another language or format.