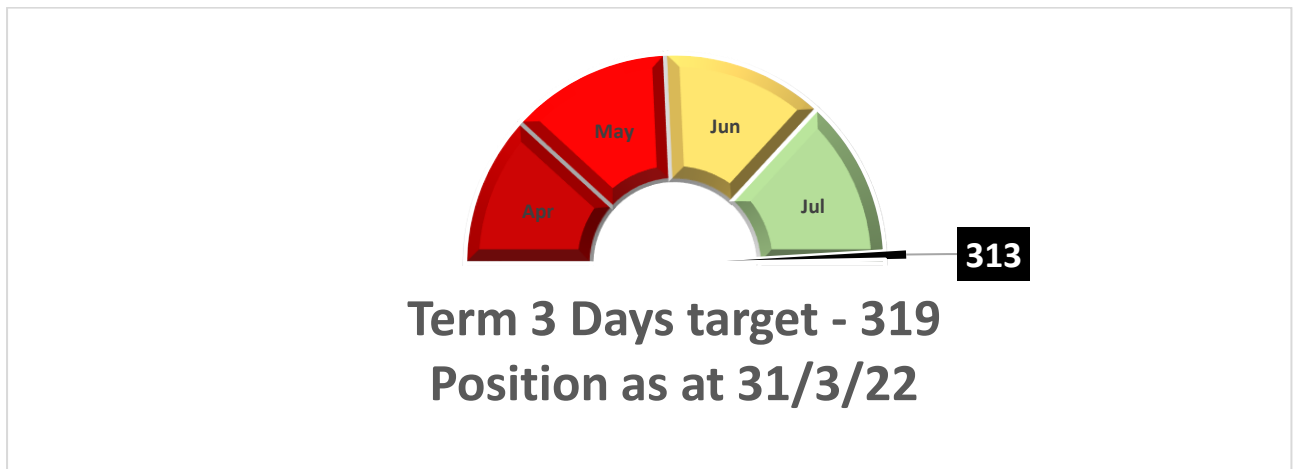
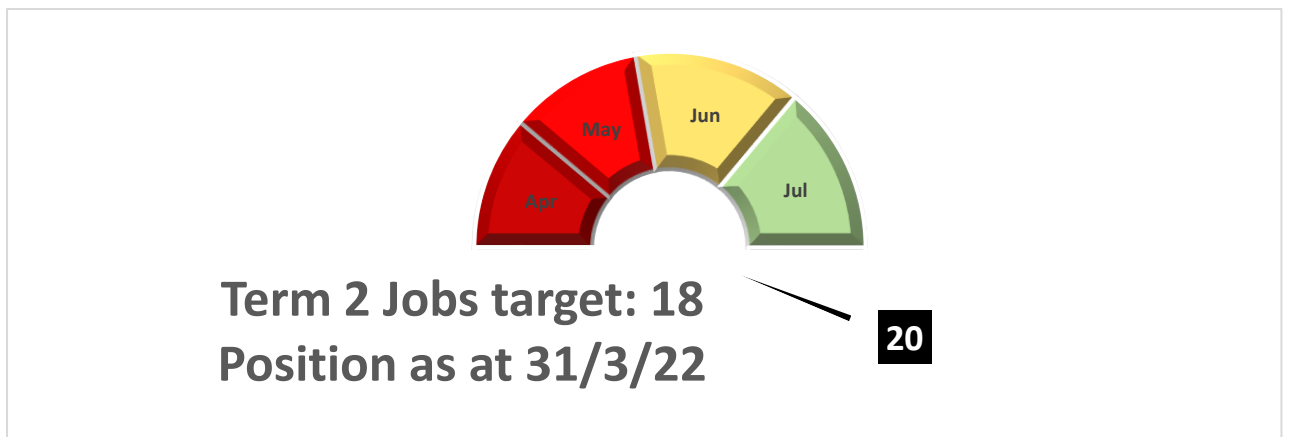


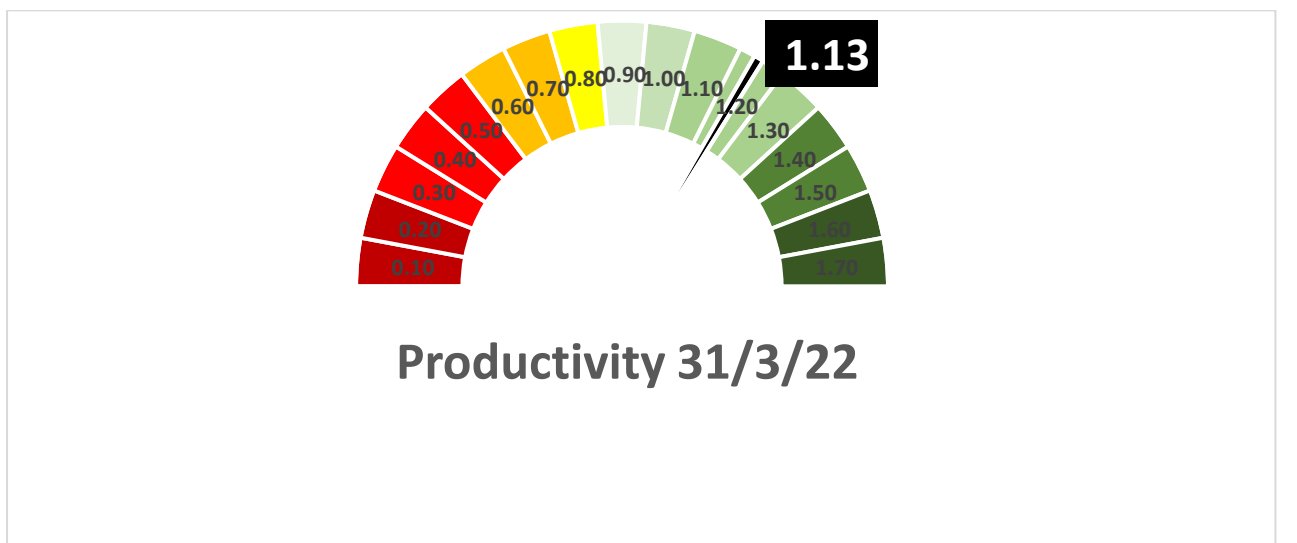
Term 3 – Inputs – Days Delivered



Term 3 – Outputs – Jobs Completed



Term 3 – Productivity Indicator



Key Performance Indicators

| Performance Measure/Criteria | Target | Outcome in Term 3 |
|--|---|--|
| 1. Risk-aware Council | | |
| Completion of Termly Plan – Days | 90% | ✓ 98% |
| - Jobs | 90% | ✓ 111% |
| Regular progress reports to: <ul style="list-style-type: none"> - Departmental Leadership Teams - Corporate Leadership Team - Governance & Ethics Committee | 1 per term 1 per term 1 per term | ✓ Completed ✓ Completed ✓ Completed |
| Publication of periodic fraud/control awareness updates | 2 per annum | ✓ Fraud Progress Report – January 2022 |
| 2. Influential Audit Section | | |
| Recommendations agreed | 95% | ✓ 100% |
| 3. Improved internal control & VFM | | |
| Percentage of Priority 1 & Priority 2 recommendations implemented (Position as of 9 June 2022 for 2021/22 actions) | 75% | ✓ 75% Priority 1 ✗ 65% Priority 2 |
| 4. Quality measures | | |
| Compliance with the Public Sector Internal Audit Standards (PSIAS) | Compliance achieved | ✓ Interim Chief Internal Auditor's self-assessment against PSIAS for 2021/22 |
| Positive customer feedback through Quality Control Questionnaire (QCQ) scores | Feedback good or excellent (where a score of 4 is excellent and a score of 3 is good) | ✓ 3.72 |