





Updated	Indicator	Current Value	Target	Previous Period	Good is...	Trend
Y	Service users and carers receiving a personal budget (Q)	93.9%	92%	92.1%	High	
RAG Status:		Performance against target: ● ● ⓐ				
		Performance over time: ● ● ⓐ				
Y	Older adults (aged 65 and over) financially support in care placements (Q)	2,837	2,784	2,889	Low	
RAG Status:		Performance against target: ● ⓐ ●				
		Performance over time: ● ● ⓐ				
Y	No on-going package following START Reablement (Q)	63.9%	40%	62.3%	High	
RAG Status:		Performance against target: ● ● ⓐ				
		Performance over time: ● ● ⓐ				
Y	Delayed transfers of care attributable to adult social care (Q)	3.66	2.8	3.24	Low	
RAG Status:		Performance against target: ● ⓐ ●				
		Performance over time: ● ⓐ ●				

Notes:

Current values are provisional year end figures. The previous period relates to the reporting frequency of the indicator, e.g. the previous quarter where indicators are reported quarterly. RAG Status is based on the assessment of current performance against target or over time (trend).

Reporting Frequency

(Q) Quarterly
(Y) Yearly

RAG Status

High risk **ⓐ** ● ●
Medium risk ● **ⓐ** ●
No or low risk ● ● **ⓐ**

Proposed performance indicators to be reported to the ASCH Committee in 2014/15

Concluded referrals in a 12 month period where the individual was assessed as lacking capacity (Q)

Adults who have been through the safeguarding process and whose outcomes have been met (Q)

Social care related quality of life (Y)

People who use services who have control over their daily life (Y)

Overall satisfaction of service users with their care and support (Y)

People who use services who feel safe (Y)

Permanent admissions to care for older adults (Q)

Permanent admissions to care for adults aged 18-64 (Q)

Service users who receive self-directed support and/or a direct payment (Q)

Service users who receive self-directed support all or part as a direct payment (Q)

No on-going package following START Reablement (Q)

Carers who report they have been included or consulted in discussion about the person cared for (Y)

Service users or carers who found it easy to find information about support (Y)

Carers receiving assessments or reviews (Q)

Assessment timescales (Q)

Permanent admissions of older people to care directly from a hospital setting per 100 admissions of older people to care (Q)

Proportion of older people who were still at home 91 days after discharge from hospital into reablement/rehabilitation services (Q)

Delayed transfers of care from hospital per 100,000 population (Q)

Aviodable emergency admissions (Q)

Delayed transfers of care attributable to adult social care (Q)

Permanent admissions of older people to care, per 100,000 population (Q)

Reporting Frequency

(Q) Quarterly

(Y) Yearly