












ASCHPP Top 5 monthly report v2

Generated on: 20 December 2013

Code	PI	Status	October 2013	November 2013		Last Update	Commentary	Portfolio Owners
			Value	Value	Target			
1C (Part 1)	Proportion of adult social care service users and carers receiving community based services receiving a personal budget (taken as a managed personal budget, a direct payment or a mixture of both – a mixed package). High is good		91.4%	92.0%	92.0%	November 2013	This indicator has been updated for quarter 2. In line with the 2013 objective for personal budgets, all adult social care service users within Nottinghamshire that receive long-term community-based care are now provided with a personal budget. The remaining 8% of people without a personal budget receive either short-term, one-off or universal services such as equipment or reablement as defined by the DoH as being unsuitable for self-directed support.	Paul McKay
BP03.11	Proportion of service users requiring no ongoing package following reablement . High is good.		62.0%	62.3%	40.0%	November 2013	Figures have maintained since last month. Meaning quality of service is being maintained.	Paul McKay
BP03.14 (part 2)	Rate of delayed transfers of care from hospital, per month per 100,000 population. Attributable to Adult social care only. Low is good.		2.86	3.04	2.80	November 2013	There were 26 people on the snapshot for October. We are working closely with Health to develop and improve integrated teams to maximise joint working and enable patients to be discharged from hospitals in a safe and timely manner and also to address the anticipated increase in demand over the winter period.	David Hamilton
SGCOM Pnew	Safeguarding cases completed		57.1%	57.1%		November 2013	The value is from October 2013.	
BP04.11	Total number of older adults (aged 65 and over) financially supported in residential and nursing care placements. Low is good.		2,863	2,871	2,784	November 2013	The number of older adults supported in long term care has increased only slightly this month. Admissions and discharges are being carefully monitored against local targets and there are 6 projects are in place to provide alternative options to Long Term Care. A reduction in admissions will lead to less people being supported in LTC in the long term.	David Hamilton

PI Status	
	Alert
	Warning
	OK
	Unknown
	Data Only

Long Term Trends	
	Improving
	No Change
	Getting Worse

Short Term Trends	
	Improving
	No Change
	Getting Worse