



Appendix 2 – Advisory 20mph signs to be used outside schools (continued)

Proposed signs to be used in residential streets outside primary schools

Entrance to the 20mph limit

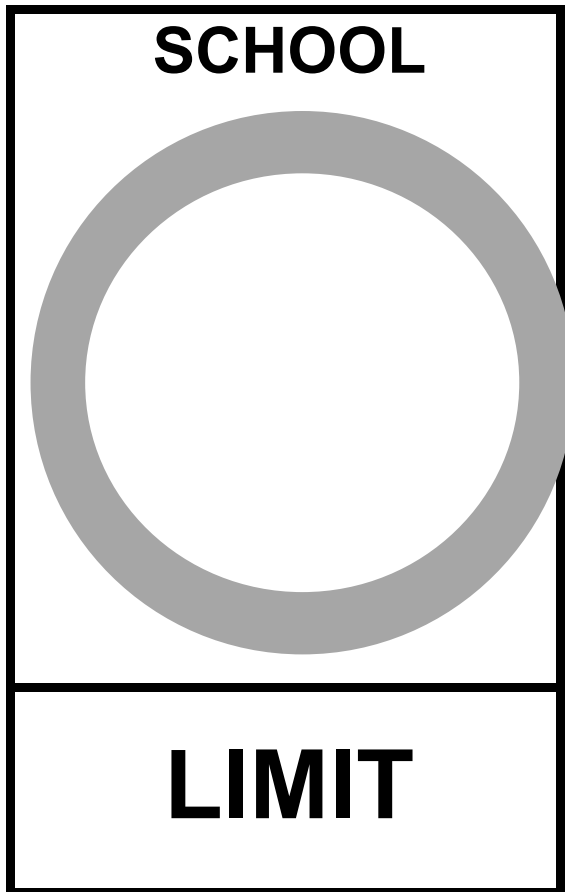
Exit to the 20mph limit



Appendix 2 – Advisory 20mph signs to be used outside schools (continued)

Proposed signs to be used in residential streets outside comprehensive schools

Entrance to the 20mph limit



Exit to the 20mph limit



Appendix 2 – Advisory 20mph signs to be used outside schools (continued)

Proposed signs to be used outside primary and secondary schools on distributor roads (with flashing amber warning lights)

