












Highways Development Control Indicators

Appendix 5

Highway Development Control	Performance Measures								Comments
	Q3 Actual	Q4 Actual	Q1 Actual	Q2 Actual	Q3 Actual	Target	Status	Trend	
	14/15	14/15	15/16	15/16	15/16				
Development Control Applications	96.5%	92.5%	95.2%	94.4%	95.0%	95%			There have been a total of 709 formal applications received during quarter 3, with 95% of these responded to within the 21 day deadline meeting the target of 95%.
Development Control Pre-applications	96.0%	95.0%	97.1%	92.0%	98.0%	90%			There have been 150 informal applications received during quarter 3, with 98% responded to within the 21day deadline which has achieved above the target of 90%.

Key symbols table:

Status	Indicators	Trend	Base this on change from same period last year
	Below target by more than 10%		Improving trend
	Below target by up to 10%		Deteriorating trend
	On or above target		No change
	No reported data or no target		