

10 February 2020

Agenda Item: 5

**REPORT OF THE SERVICE DIRECTOR – FINANCE, INFRASTRUCTURE
AND IMPROVEMENT**

FINANCIAL MONITORING REPORT: PERIOD 9 2019/20

Purpose of the Report

1. To provide a summary of the Committee revenue budgets for 2019/20.
2. To provide a summary of capital programme expenditure to date, year-end forecasts and approve a variation to the capital programme.
3. To request approval for additional budget allocations in 2019/20 and 2020/21.
4. To inform Members of the Council's Balance Sheet transactions.

**Information
Background**

5. The Council approved the 2019/20 budget at its meeting on 28 February 2019. As with previous financial years, progress updates will be closely monitored and reported to management and Committee each month.

Summary Revenue Position

6. The table below summarises the revenue budgets for each Committee for the current financial year. A net minor underspend is currently predicted. As a consequence of the previously reported in-year forecast overspends and the significant financial challenges facing the Council over the medium term, the key message to effectively manage budgets and, wherever possible, deliver in-year savings continues to be reinforced.

Table 1 – Summary Revenue Position

Forecast Variance as at Period 8 £'000	Committee	Annual Budget £'000	Actual to Period 9 £'000	Year-End Forecast £'000	Latest Forecast Variance £'000
9,375	Children & Young People's	126,691	98,424	136,262	9,571
(5,625)	Adult Social Care & Public Health	210,163	149,483	204,631	(5,532)
2,234	Communities & Place	123,565	97,033	126,104	2,539
(193)	Policy	34,431	32,164	34,330	(101)
(52)	Finance & Major Contracts Management	2,894	1,835	2,806	(88)
189	Governance & Ethics	7,283	5,404	7,364	81
(226)	Personnel	15,247	13,420	14,967	(280)
5,702	Net Committee (under)/overspend	520,274	397,763	526,464	6,190
(9,037)	Central items	(17,346)	(37,471)	(25,529)	(8,183)
-	- Schools Expenditure	140	-	140	-
777	Contribution to/(from) Traders	867	2,364	1,657	790
(2,558)	Forecast prior to use of reserves	503,935	362,656	502,732	(1,203)
-	- Transfer to / (from) Corporate Reserves	409	-	409	-
1,384	- Transfer to / (from) Departmental Reserves	(14,817)	(226)	(13,649)	1,168
-	- Transfer to / (from) General Fund	(2,099)	-	(2,099)	-
(1,174)	Net County Council Budget Requirement	487,428	362,430	487,393	(35)

Committee and Central Items

The main variations that have been identified are explained in the following section.

Children & Young People's (£9.6m overspend, 7.6% of annual budget)

- The Youth, Families and Social Work Division is reporting a forecast £1.3m overspend. The major contributing factor is a £1.4m overspend on social work staffing, offset by net underspends in other areas. The overspend has arisen due to a combination of staffing changes including permanent recruitment to vacancies, additional capacity staff to respond to continuing increased workload and maintain manageable caseloads; and agency workers. All agency posts continue to require the explicit approval of the Service Director Youth, Families and Social Work and are subject to scrutiny by the quarterly Agency Challenge Panel.
- The Education, Learning and Skills Division is reporting a £0.2m overspend made up of a £0.3m overspend on school improvement sold service offset by a £0.1m underspend on Virtual School and Coping with Risky Behaviour services.
- The Commissioning and Resources Division is forecasting an overspend of £8.1m of which £1.7m is attributable to growth in number of Independent Fostering Agency (IFA) placements, £4.3m residential and £2.4m on semi-independent placements. These were offset by a forecast underspend of £0.1m on Short Breaks and a £0.2m net underspend across other budgets in

the division. External placements reduced by a net of 1 during December, which was precisely as forecast, however the composition/mix was less favourable. IFA numbers reduced by 4 whereas more costly residential and semi-independent spot placements increased by 3, thus explaining the increase in forecast overspend.

10. As reported at the Finance and Major Contracts Management Committee on 16 September 2019, in addition to existing high-level budget control actions a more detailed Action and Recovery Plan has been prepared and will continue to be monitored over the coming months.
11. In addition to the cost pressures being experienced in the Children and Families Local Authority budget there is also significant pressure on the Authority's High Needs Block which is funded from Department for Education grant. Although this does not impact on local authority budgets, the increase in numbers of pupils requiring Special Educational Needs and Disabilities (SEND) support, alternative provision and a range of SEND services has an impact on transport costs and this is referred to in paragraph 14.

Adult Social Care & Public Health (forecast £5.5m underspend, 2.6% of annual budget)

12. The major variances are as follows:

- Strategic Commissioning and Integration is forecasting an underspend of £2.5m. This is made up of over achievement of income of £1.4m in Service User Contribution's due to increases in Residential and Nursing income and Personal Budgets income, an underspend of £0.9m from the closure of the Care and Support Centres due to fewer long-term residents, additional war pension grant income of £0.2m and other small underspends of £0.2m. These are offset by overspends of £0.1m in system reviews and £0.1m due to new consultancy costs.
- Direct and Provider Services are forecasting an overspend of £0.2m across all services, mainly attributable to an overspend in Residential Services due to the fact that the confirmed closure dates of the Care and Support Centres being later than budgeted.
- Living Well and Ageing Well are forecasting an underspend of £2.1m. This consists of an underspend of £2.6m in Living Well, offset by an overspend of £0.5m in Ageing Well.

13. Public Health is currently forecasting an underspend of £1.3m, due to a contract variation on the Public Health Need 0-19 contract which has reduced the contract in year by £1.5m, offset by small increased spend on Sexual Health, Domestic Violence, Future In Mind, Academic Resilience and Substance Abuse. Any net underspend will be added to reserves at year end and therefore reduce the net use of reserves.

Communities & Place (forecast £2.5m overspend, 2.1% of annual budget)

14. Transport is forecasting an overspend of £2.1m. The major contributing variances are:

- There is a forecast overspend on Local Bus Services of £0.2m caused by ongoing pressure on provision of services, especially when commercial operators withdraw from a particular route and inflationary increases.

- There is a forecast overspend on Concessionary Fares of £0.1m. This has reduced from previous forecasts as actual patronage figures have become clearer.
 - There is an overspend on Mainstream Home to School (HtS) transport of £0.3m. This is due to the increase in pupil numbers and capacity limits at the closest designated school, necessitating transport to alternative educational establishments either by bus or taxi.
 - There are additional SEND HtS costs of £1.3m caused by an increase of 160 pupils in 2019/20 at an average cost for transport of £6,200; this is driven by the upturn in Educational Health Care Plans (EHCP) of which 47% are then assessed for SEN transport. The costs are SEND Pre-16 HtS transport £0.9m; SEND Post 16 Transport £0.2m; and EOTAS (Education Other than at School) of £0.2m. The current SEND and HtS forecasts are based on the updated contracts let for the new school year. There was further re-tendering of Post 16 contracts at Christmas so the figures may change slightly over the next few months.
 - Other transport costs are £0.2m above budget due mainly to additional infrastructure repairs at bus stations.
15. The Coroners budget is forecasting an overspend of £0.5m based on advice from Nottingham City Council (who manage the service) and is due to an anticipated increase in the annual cost of mortuary services.
16. Other budgets are forecasting a net underspend of £0.1m, mainly due to additional income generation from non-statutory services in the Registration Service (£0.1m) and savings in Communities staffing (£0.1m), offset by an overspend in Conservation (£0.1m) relating to additional support to Cresswell Craggs Heritage Trust.

Trading Services

17. County Supplies forecast overspend of £0.3m is attributed to trading activity prior to transfer to Hertfordshire County Council, including costs for legacy staffing, legal and IT costs. There is no reserve to fund this overspend.
18. Catering, Cleaning and Landscapes are forecasting a deficit prior to use of Reserves of £0.9m. This is to be funded partly from Traded Services Reserves of (£0.4m), the result being a forecast overspend of £0.5m. There is no reserve to fund this overspend.
19. Clayfields is currently forecasting a shortfall against its income target of £1.1m. This is due to a decision by the Children and Families senior leadership team to limit the number of beds available for occupancy because of staffing issues which are currently being addressed. The income forecast previously assumed that all beds would be fully occupied by February 2020. This assumption has been revised with full occupancy expected early in the new financial year. The shortfall will be mostly met from the Clayfields trading reserve.

Central Items (forecast £8.2m underspend)

20. Central Items primarily consists of interest on cash balances and borrowing, together with various grants, contingency and capital charges.

21. At the time of setting the 2019/20 budget, several funding allocations had not been announced, specifically regarding the impact of business rates revaluations and, therefore, assumptions about certain grants were made based on the best information available at the time. Throughout the year confirmations are received and current forecasts suggest a net additional grant of £3.1m will be received in 2019/20.
22. Finance and Major Contracts Management Committees in September and October 2019 approved that the contingency budget would be increased by £1.0m and £4.2m respectively to reflect a reduction to a budget pressure in the Adult Social Care and Public Health Committee. It is forecast that this additional contingency budget will not be spent thereby resulting in a £5.2m underspend.
23. The Council's budget includes a main contingency budget of £4.6m to cover redundancy costs, slippage of savings and unforeseen events. Contingency requests approved previously total £1.4m. Table 1 assumes that the remaining contingency budget will be used for future requests.
24. The Council is required to set aside an amount each year as a provision for the repayment of debt. This is known as the Minimum Revenue Provision (MRP) and is, in effect, the principal repayment for the borrowing expected to be undertaken by the Council to finance its capital programme. The shortfall against the 2019/20 capital receipts forecast as set out in paragraph 47 has had an adverse impact on the MRP for 2019/20 resulting in a £1.0m overspend.
25. There are minor underspends across the other central items which total £0.9m.

Contingency Budget

26. A report was presented to the Children and Young People's Committee in January 2020 outlining proposed changes to the delivery model for Children's Centres. This report requested funding from contingency to cover various costs associated with the implementation of the new service. Approval is therefore sought to cover revenue costs of £0.1m in 2019/20 with a further £0.2m in 2020/21.
27. In January 2020, a report was submitted to the Improvement and Change Sub-committee to update members on progress with the future approach to Transformation and Change. The report contained proposals to engage an External Transformation Partner to help develop and build new skills, capacity and culture across the organisation to embed new and sustainable approaches. Following a full tender exercise, Newton Europe have been selected as the preferred supplier and approval is sought for £0.5m from contingency to fund the first phase of work.

Progress with savings and risks to the forecast

28. Council on 28 February 2019 approved savings proposals of £15.2m for delivery in 2019/20, with further savings identified for the period 2020-23. Officers will continue to monitor the deliverability of individual schemes and targets as part of the budget monitoring process and reflect achievability in the forecast outturn. The progress of the Council's current savings programme is reported to the Improvement and Change Sub-Committee on a regular basis. The latest report to Improvement and Change Sub-Committee on 25 November 2019 highlighted that the following savings projects are at risk – Development of Shared Lives, New Ways of Working for Carers and the Social Impact Bond. If any savings options are written off they will be reported to this Committee at the earliest opportunity.

Balance Sheet General Fund Balance

29. Members approved the 2018/19 closing General Fund Balance of £24.1m at Full Council on 11 July 2019. The 2019/20 budget approves utilisation of £2.1m of balances which will result in a closing balance of £22.0m at the end of the current financial year. This is 4.5% of the budget requirement.

Capital Programme

30. Table 2 summarises changes in the gross Capital Programme for 2019/20 since approval of the original Programme in the Budget Report (Council 28/02/19):

Table 2 – Revised Capital Programme for 2019/20

	2019/20	
	£'000	£'000
Approved per Council (Budget Report 2019/20)		116,375
Variations funded from County Council Allocations : Net slippage from 2018/19 and financing adjustments	41,825	
		41,825
Variations funded from other sources : Net variation from 2018/19 and financing adjustments	(2,468)	
		(2,468)
Revised Gross Capital Programme		155,732

31. Table 3 shows actual capital expenditure to date against the forecast outturn at Period 9.

Table 3 – Capital Expenditure and Forecasts as at Period 9

Committee	Revised Capital Programme £'000	Actual Expenditure to Period 9 £'000	Forecast Outturn £'000	Expected Variance £'000
Children & Young People's	50,547	24,520	31,494	(19,053)
Adult Social Care & Public Health	3,467	575	3,328	(139)
Communities & Place	60,623	30,569	50,854	(9,769)
Policy	40,538	6,076	32,861	(7,677)
Finance & Major Contracts Mngt	180	14	150	(30)
Personnel	377	16	128	(249)
Contingency	-	-	-	-
Total	155,732	61,770	118,815	(36,917)

Children & Young People's

32. In the Children and Young People's Committee an underspend of £19.1m has been identified. This mainly relates to underspends against the School Places Programme, the Orchard Special School and the Sharphill School projects.

33. In the School Places Programme an underspend of £10.6m has been identified. Although this programme is fully committed, significant sums have been committed to provide additional secondary school places in Gedling and West Bridgford. This funding is now not envisaged to be transferred to the relevant Academy Trusts until future financial years.

34. An in-year underspend of £6.0m has been identified against the Orchard Special School project. This underspend does not reflect any delay to the delivery of the new school and day centre but merely represents a more accurate forecast of cash flow for the programme.

35. An in-year underspend of £2.2m has been identified against the Sharphill School project. This reflects a re-profiling of the project now that the start on site date of October 2019 is known.

36. Also, in the Children and Young People's Committee, a Section 106 contribution totalling £0.3m has been received. This funding will be used to create additional pupil places in West Bridgford as a result of local property developments.

It is proposed that the Children and Young People's Committee capital programme is varied to reflect the additional £0.3m section 106 contribution

Communities & Place

37. In the Communities and Place Committee an underspend of £9.8m has been identified. This relates to a re-profiling of the Gedling Access Road project as well as an underspend against the Harworth Access Link project.

38. A report setting out the progress made against the Gedling Access Road project went to Communities and Place Committee on 5 December 2019. The report included a refresh of the financial position of the project which set out that £6.4m of capital expenditure will be re-profiled into the next financial year.
39. The £2.6m Harworth Access Link externally funded project is not now expected to take place. Bassetlaw District Council are no longer planning on progressing this delivery and as such the funding for this project has never been passed on to Nottinghamshire County Council. It is proposed that this line in the capital programme will be removed as part of the 2020/21 Budget Report to Full Council in February.
40. The Libraries Improvement Programme capital budget is fully committed but an amount of £0.7m has been identified that is required to be re-profiled to fund works that are now expected to take place in the next financial year.

Policy Committee

41. In the Policy Committee capital programme an underspend of £7.7m has been identified. This relates to underspends identified against the Site Clearance programme, the Broadband programme and the Investing in Nottinghamshire programme.
42. A review of the Site Clearance Programme has identified that £3.0m of works associated with this programme will now be undertaken in the next financial year, as the priority premises for demolition have now been identified.

Financing the Approved Capital Programme

43. Table 4 summarises the financing of the overall approved Capital Programme for 2019/20.

Table 4 – Financing of the Approved Capital Programme for 2019/20

Committee	Capital Allocations £'000	Grants & Contributions £'000	Revenue £'000	Reserves £'000	Gross Programme £'000
Children & Young People's	31,266	18,674	-	607	50,547
Adult Social Care & Public Health	2,271	1,196	-	-	3,467
Communities & Place	15,525	43,553	1,128	417	60,623
Policy	37,446	3,191	-	22	40,659
Finance & Major Contracts Mngt	-	-	-	180	180
Personnel	256	-	-	-	256
Contingency	-	-	-	-	-
Total	86,764	66,614	1,128	1,226	155,732

44. It is anticipated that borrowing in 2019/20 will increase by £19.5m from the forecast in the Budget Report 2019/20 (Council 28/02/2019). This increase is primarily a consequence of:
- £41.8m of net slippage from 2018/19 to 2019/20 and financing adjustments funded by capital allocations.

- Net slippage from 2019/20 of £22.3m of capital expenditure funded by capital allocation identified as part of the departmental capital monitoring exercise.

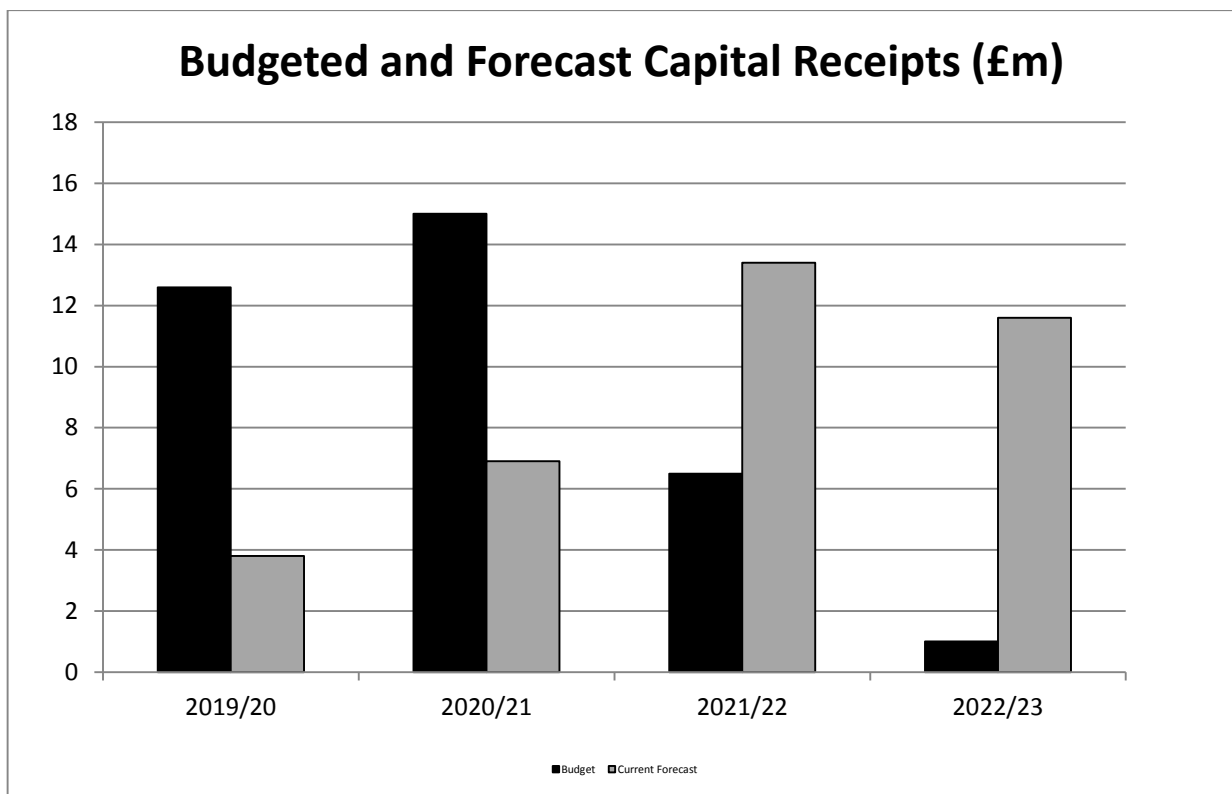
Prudential Indicator Monitoring

45. Performance against the Council’s Prudential Indicators is regularly monitored to ensure that external debt remains within both the operational boundary and the authorised limit.

Capital Receipts Monitoring

46. Anticipated capital receipts are regularly reviewed. Forecasts are currently based on estimated sales values of identified properties and prudently assume a slippage factor based upon a review of risk associated with each property.

47. The chart below shows the budgeted and forecast capital receipts for the four years to 2022/23.



48. The dark bars in the chart show the budgeted capital receipts included in the Budget Report 2019/20 (Council 28/02/2019). These capital receipts budgets prudently incorporated slippage, giving a degree of “protection” from the risk of non-delivery.

49. The capital receipt forecast for 2019/20 is £3.8m. To date in 2019/20, capital receipts totalling £0.6m have been received.

50. This capital forecast is predicated upon realising receipts from a large disposal totalling £3.0m which has been sold subject to planning. Even if this capital receipt is realised in 2019/20 there

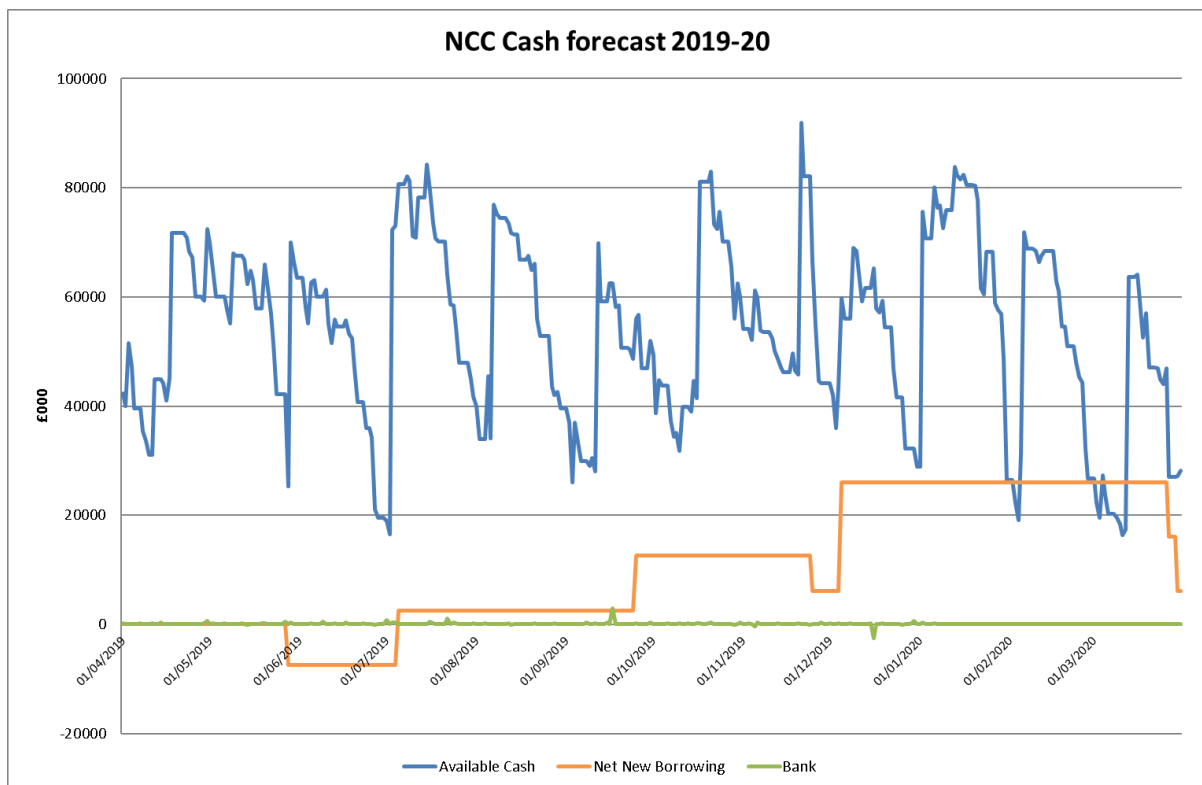
will be insufficient capital receipts to fund the transformation costs as detailed below. An alternative source of finance will need to be identified to fund the shortfall.

51. Current Council policy (Budget Report 2019/20) is to use the first £4.9m of capital receipts to fund in-year transformation costs. Any capital receipts in excess of this will be set against the principal of previous years' borrowing. This reduces the amount of Minimum Revenue Provision (MRP) to be set aside each year. It is important to regularly monitor capital receipt forecasts and their effect on the overall revenue impact of the Capital Programme.

Treasury Management

52. Daily cash management aims for a closing nil balance across the Council's pooled bank accounts with any surplus cash invested in accordance with the approved Treasury Management Policy. Cash flow is monitored by the Senior Accountant (Pensions & Treasury Management) with the overall position reviewed quarterly by the Treasury Management Group.

53. The Cash forecast chart below shows the current cash flow position for the financial year 2019/20. Cash inflows are typically higher at the start of the year due to the front-loading receipt of Central Government grants, and the payment profile of precepts. Cash outflows, in particular capital expenditure, tend to increase later in the year, and the chart below reflects this.

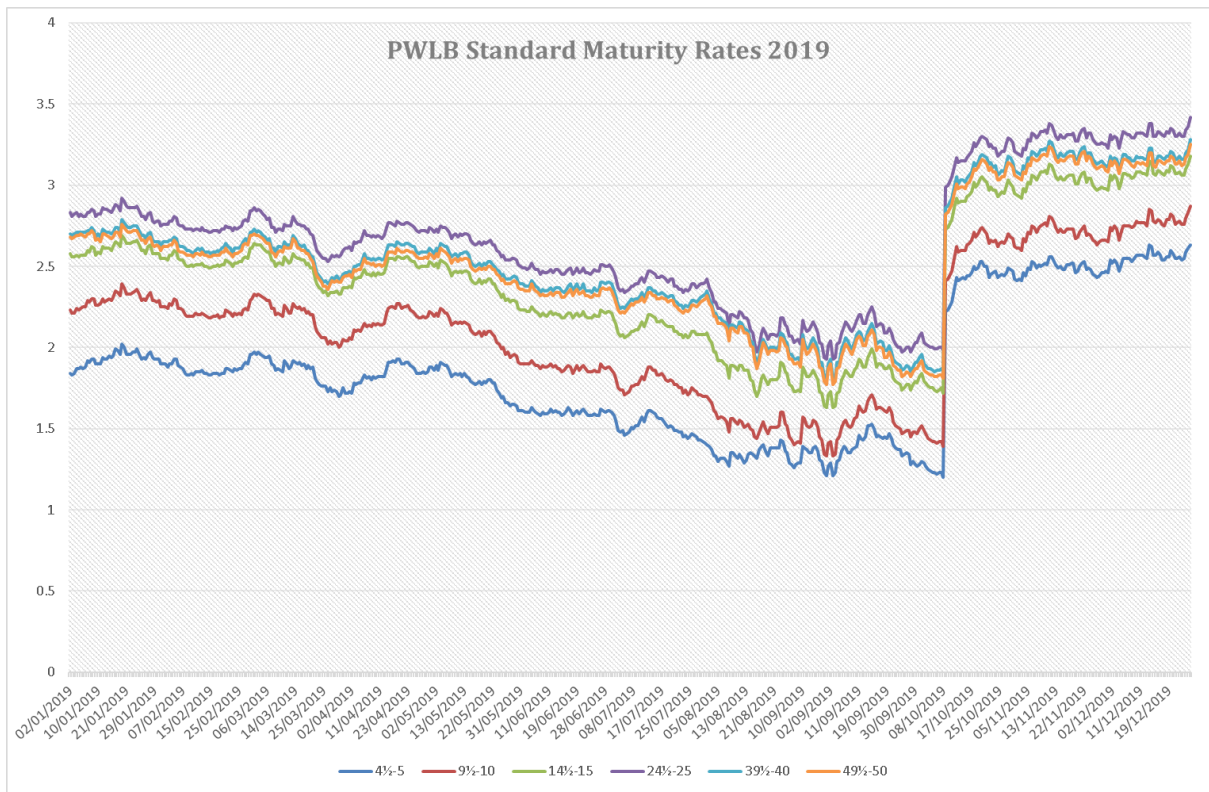


54. The chart above gives the following information:

Available cash	Surplus cash (invested in call accounts or money market funds) or a shortfall of cash indicating a need to borrow.
Net new borrowing	New loans taken during the year net of principal repayments on existing borrowing.
Bank	That element of surplus cash held in the Council's Barclays Bank account.

55. The Treasury Management Strategy for 2019/20 identified a need to borrow approximately £7m over the course of the year to (a) fund the capital programme, (b) replenish internal balances and to (c) replace maturing debt. To this was later added some £18m of slippage from 2018/19. This £25m estimate has been revised to £40m (it is revised periodically throughout the year). £10m of this was borrowed from PWLB in July at 2.05%, and a further £10m in September at 1.70%. It should be recalled that on 9 October the PWLB announced that, effective immediately, it would be applying a rate increase of 100 basis points relative to gilts. Borrowing costs for all local authorities thereafter increased by £10,000/year for every £1m borrowed. On 5 December the Council borrowed £20m from another local authority for approximately 3 months. This is not included in the Council's long-term borrowing requirement, but it does provide breathing-space for the Council to further consider alternatives to borrowing from PWLB.

56. The Council remains able to access the PWLB "certainty rate" which is 0.2% below the standard rates. But all interest rates (PWLB, financial markets, and other local authorities) continue to be monitored closely to allow changes - or potential changes - in rates to feed into decisions on new borrowing. The chart below shows the movement in standard PWLB maturity rates over the course of 2019/20 so far.



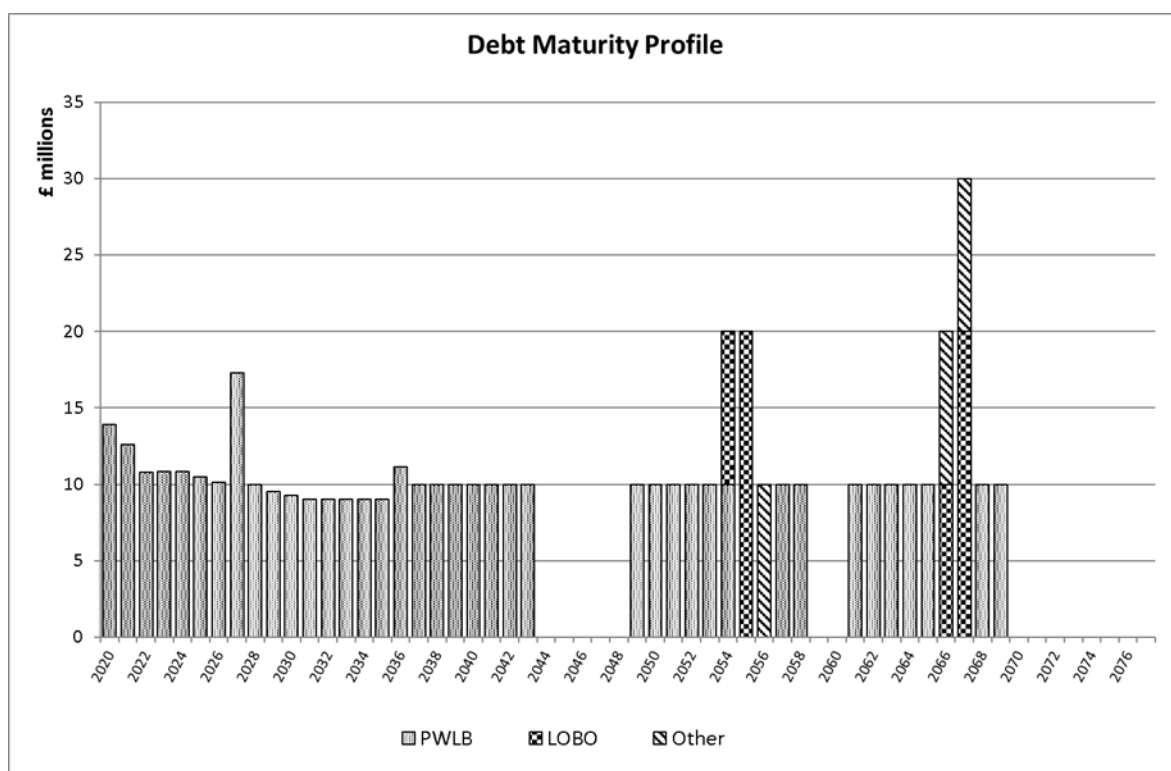
57. Borrowing decisions will take account of several factors including:

- expected movements in interest rates
- current maturity profile
- the impact on revenue budgets and the medium-term financial strategy
- the treasury management prudential indicators.

58. The maturity profile of the Council's debt portfolio is shown in the chart below. The PWLB loans are reasonably well distributed and have a maximum duration of 50 years. When deciding on the lengths of future loans the Council will factor in any gaps in its maturity profile, with a view to minimising interest rate risk, but will consider this alongside other financial factors.

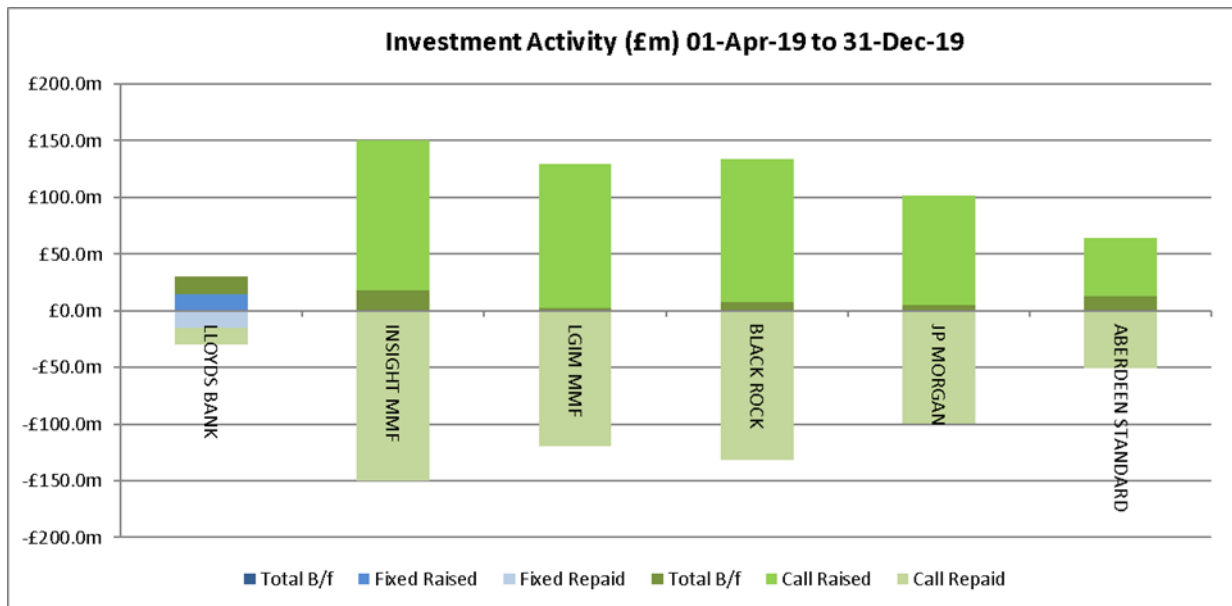
59. Long-term borrowing was also obtained from the market some years ago in the form of 'Lender's Options, Borrower's Options' loans (LOBOs). These loans are treated as fixed rate loans (on the basis that, if the lender ever opts to increase the rate, the Council will repay the loan) and were all taken at rates lower than the prevailing PWLB rate at the time. However, LOBOs could actually mature at various points before then, exposing the Council to some refinancing risk.

60. The 'other' loans shown in the chart consists of LOBO loans from Barclays Bank that were converted to standard fixed-term loans in 2016.



61. The investment activity for 2019/20 is summarised in the chart and table below. Outstanding investment balances totalled approximately £60m at the start of the year and £29m at the month-end.

	Total B/F £ 000's	Raised £ 000's	Repaid £ 000's	Outstanding £ 000's
Lloyds Bank	15,000	15,000	(30,000)	-
Insight MMF	18,100	132,400	(149,950)	550
LGIM MMF	2,200	127,350	(119,700)	9,850
Black Rock	7,600	126,050	(131,500)	2,150
JP Morgan	4,900	97,000	(99,175)	2,725
Aberdeen Standard	12,500	51,650	(50,500)	13,650
Total	60,300	549,450	(580,825)	28,925



62. As part of the Council's risk management processes all counterparty ratings are regularly monitored and lending restrictions changed accordingly.

Statutory and Policy Implications

63. This report has been compiled after consideration of implications in respect of crime and disorder, data protection and information governance, finance, human resources, human rights, the NHS Constitution (public health services), the public sector equality duty, safeguarding of children and adults at risk, service users, smarter working, sustainability and the environment where such implications are material they are described below. Appropriate consultation has been undertaken and advice sought on these issues as required.

RECOMMENDATIONS

- 1) To comment on the revenue budget expenditure to date and year-end forecasts.
- 2) To comment on the capital programme expenditure to date and year-end forecasts.
- 3) To approve the request for additional budgets in 2019/20 and 2020/21.
- 4) To comment on the Council's Balance Sheet transactions.

Nigel Stevenson Service Director – Finance, Infrastructure and Improvement

For any enquiries about this report please contact:
 Keith Palframan - Group Manager, Financial Services
 Tamsin Rabbitts - Senior Accountant, Pensions and Treasury Management

Constitutional Comments (KK 30/01/2020)

64. Pursuant to Part 4 section 21 of the Nottinghamshire County Council's Constitution the Finance and Major Contracts Management Committee has the delegated authority for all decisions within the control of the Council including but not limited to responsibility for the financial management of the Authority. The recommendations contained within this report fall within the delegated authority to this Committee

Financial Comments (GB 30/01/2020)

65. The financial implications are stated within the report.

Background Papers and Published Documents

Except for previously published documents, which will be available elsewhere, the documents listed here will be available for inspection in accordance with Section 100D of the Local Government Act 1972.

- None

Electoral Division(s) and Member(s) Affected

- All

