











Key Performance Indicators	Nottinghamshire				
	Latest	Target	Previous	Period	Risk
Place Commissioning - Libraries					
Supports Commitment 5 - Nottinghamshire is a great place to live, work, visit and relax					
Number of visits to libraries (C)	1,343,115	1,875,000 (by end of Q2)	553,002	Q2 21/22	
Customer satisfaction levels at libraries (A)	Reaccredited for Customer Service Excellence 2021	96%	96%	2020/21	
Registration Services					
Supports Commitment 5 - Nottinghamshire is a great place to live, work, visit and relax					
% of deaths registered within five days (with Medical Certificate of Cause of Death present and no coronial involvement)	53%	84%	63%	Q2 21/22	
Trading Standards & Communities Service					
Supports Commitment 5 - Nottinghamshire is a great place to live, work, visit and relax					
Number of volunteer hours per year contributing to the delivery of those services or activities receiving Local Improvement Scheme support	808,401	800,000	800,000	Q2 21/22	
Supports Commitment 6 - People are healthier					
Retail value of illicit tobacco seized (C)	£90,720	£600,000	£44,370	Q2 21/22	
Number and value of unsafe items/products removed from or prevented from entering the supply chain. (C)	0	5,000	8,744 (£269,609)	Q2 21/22	
Supports Commitment 7 - People live in vibrant and supportive communities					
Growth of Friends Against Scams Schemes (C)	67	500	59	Q2 21/22	
Number of Vulnerable Individuals with Nominated Neighbours (C)	0	50	0	Q2 21/22	
% of victims of doorstep crime, scams or other frauds who feel safer in their own homes following tailored interventions.	100%	100%	86%	Q2 21/22	
Number of doorstep crime, scam, or fraud vulnerable victims assisted (C)	522	450	483	Q2 21/22	
Key: (C) = cumulative measure updated from 1 April to end of reporting quarter (A) = annual measure updated from previous financial year, or current financial year if quarter 4 and data is Risk Key: (R) = Red, (A) = Amber, (G) = Green					