

Nottinghamshire

Department for Education Mental Health Support Team School and College Survey

The survey was conducted between 05 May 2023 and 30 June 2023.

To help you to use the data report, we have included contextual data on the number of responses (settings) on which the reports are based; and the corresponding response rate (the number of settings that responded as a percentage of the total number of settings that were sent the survey).

Please, exercise caution when using the data in these reports, particularly when there are small numbers of responses. Please also note that these reports are based on the responses received to the voluntary survey and will not necessarily be representative of the experiences of all of your settings.

Note: Percentage agree is the percentage of those who responded that they either "Strongly agree" or "Agree". Other response options were: "Neither agree nor disagree", "Disagree", and "Strongly disagree". Percentage satisfied is the percentage of those that responded they were either "Very satisfied" or "Satisfied". Other response options included: "Neither satisfied nor dissatisfied", "Dissatisfied", and "Very dissatisfied".

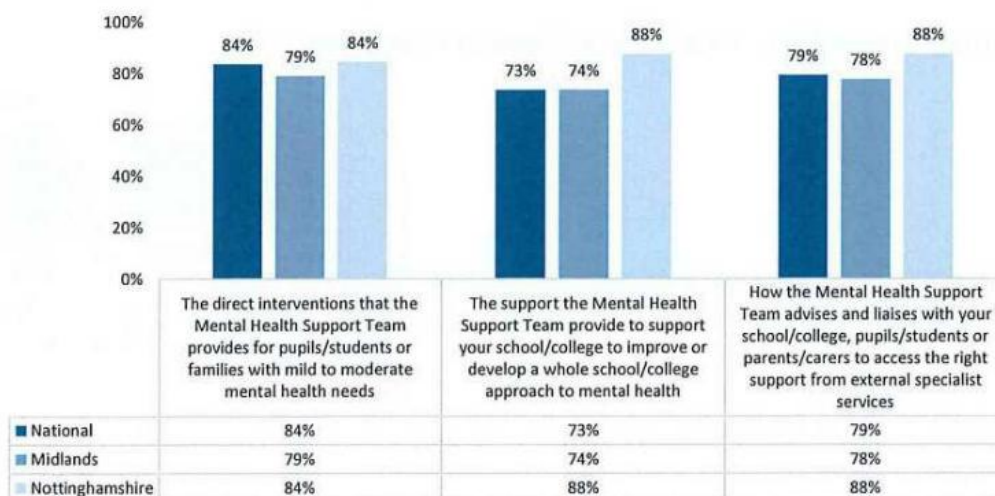
Response Rates

Geography	Total finished	Response rate
National	1442	22%
Midlands	229	23%
Nottinghamshire	33	31%

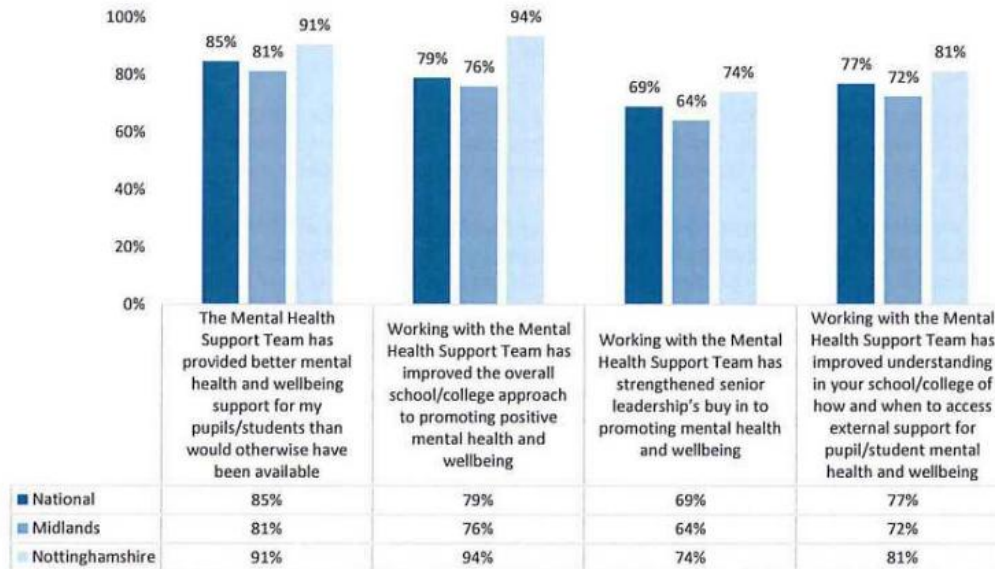
Understanding of the programme

To what extent do you agree or disagree that your school/college is clear on:	Percentage agree		
	National	Midlands	Nottinghamshire
The aims and objectives of the Mental Health Support Team programme	94%	94%	94%
The support the Mental Health Support Team provides in terms of interventions for children and young people	91%	89%	91%
The support the Mental Health Support Team provides in terms of implementing or improving a whole school/college approach to mental health	83%	82%	91%
The reason(s) for changes to the offer available to you from your Mental Health Support Team	62%	58%	63%

Percentage of settings satisfied with stated aspects of Mental Health Support Team provision



Percentage of settings that agree that the Mental Health Support Team had impact on...



Percentage of settings supported to develop elements of a whole school or college approach in the past 12 months

In the last 12 months, has the Mental Health Support Team helped your school develop or improve practices associated with any of the following principles of a whole school or college approach to mental health and wellbeing?	Percentage helped		
	National	Midlands	Nottinghamshire
Curriculum teaching and learning to promote resilience and emotional learning	32%	32%	53%
Enabling student voice in decision making	22%	22%	16%
Staff development to support their own wellbeing and that of students	41%	40%	44%
Identifying need and monitoring the impact of interventions	37%	38%	47%
Working with parents and carers	66%	56%	72%
Targeting support and appropriate referral	76%	76%	78%
An ethos and environment that promotes respect and values diversity	31%	32%	53%
None of these	9%	11%	3%

Percentage of schools that provide feedback & responsiveness to feedback

Does your school/college provide feedback to the Mental Health Support Team?	Percent provide feedback		
	National	Midlands	Nottinghamshire
	89%	85%	75%

MHST responsiveness to settings that provide feedback

	National	Midlands	Nottinghamshire
To what extent do you agree or disagree that: The Mental Health Support Team are responsive to feedback from my school/college	98%	96%	96%
Percent agree			

Satisfaction with partnership working

	National	Midlands	Nottinghamshire
To what extent are you satisfied or dissatisfied with: How the school/college and the Mental Health Support Team work together to shape the support offer	92%	90%	81%
Percent satisfied			

Referral processes

	National	Midlands	Nottinghamshire
To what extent do you agree or disagree that: The pathway or process for referring pupils/students into the Mental Health Support Team is fit-for-purpose for my school/college	80%	77%	94%
Percent satisfied			

Governance

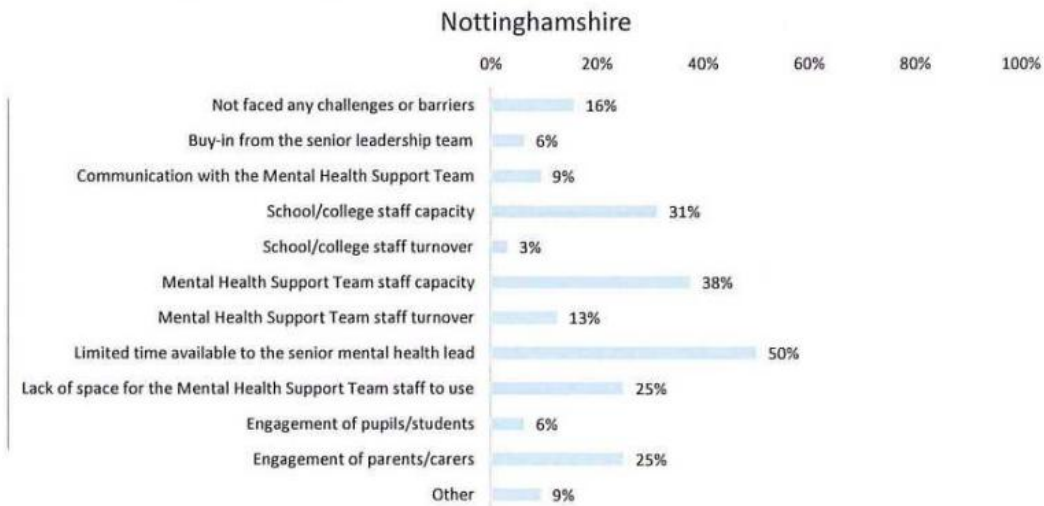
	National	Midlands	Nottinghamshire
To what extent do you agree or disagree that: There is ongoing and sufficient representation of the interests of my school/college in the local Mental Health Support Team governance arrangements	54%	54%	59%
Percent agree			

School engagement and commitment

To what extent do you agree or disagree that your school/college:	Percent agree		
	National	Midlands	Nottinghamshire
Has senior leaders who are committed to making full use of the Mental Health Support Team support offer	94%	90%	94%
Has dedicated sufficient time and resource to work effectively with the Mental Health Support Team	85%	79%	71%
Is clear on how the Mental Health Support Team service fits into your whole school or college approach	89%	84%	91%
Has made school/college staff aware of the support offer of the Mental Health Support Team	92%	89%	88%
Has made pupils/students aware of the support offer of the Mental Health Support Team	80%	79%	84%
Has made parents/carers aware of the support offer of the Mental Health Support Team	88%	87%	88%
Provide opportunities for pupils/students to be involved in Mental Health Support Team delivery	57%	54%	53%

Challenges and barriers

The main challenges or barriers schools/colleges have experienced in being able to make full use of the Mental Health Support Team support offer in...

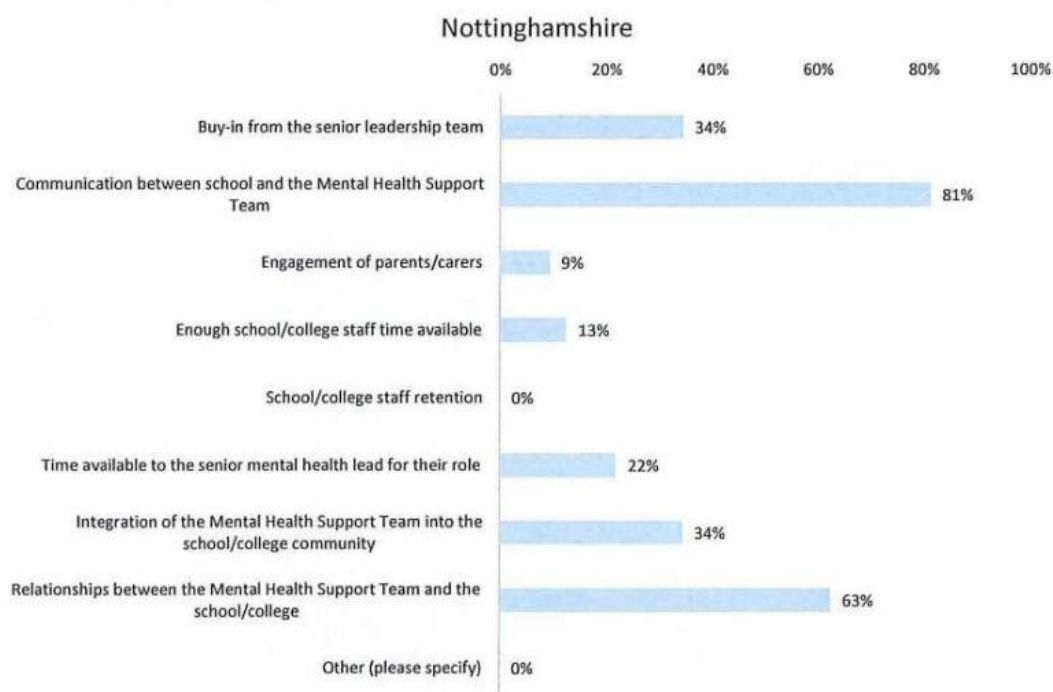


Nationally and Regionally, the main challenges or barriers schools/colleges have experienced in being able to make full use of the Mental Health Support Team support offer were...

What are the main challenges or barriers your school/college has experienced so far in being able to make full use of the Mental Health Support Team support offer? Please select up to 3 of the following options:	Percent experienced challenge		
	National	Midlands	Nottinghamshire
Not faced any challenges or barriers	15%	16%	16%
Buy-in from the senior leadership team	2%	2%	6%
Communication with the Mental Health Support Team	10%	10%	9%
School/college staff capacity	29%	28%	31%
School/college staff turnover	4%	4%	3%
Mental Health Support Team staff capacity	40%	38%	38%
Mental Health Support Team staff turnover	22%	22%	13%
Limited time available to the senior mental health lead for their role	27%	27%	50%
Lack of space for the Mental Health Support Team staff to use	21%	19%	25%
Engagement of pupils/students	4%	5%	6%
Engagement of parents/carers	24%	23%	25%
Other (please specify)	19%	19%	9%

Positive factors

The main factors schools/colleges have experienced in being able to make effective use of the Mental Health Support Team support offer in...



Nationally and regionally, the main factors schools/colleges have experienced in being able to make effective use of the Mental Health Support Team support offer were...

What are the factors that have been most important in enabling your schools/ college to make effective use of the Mental Health Support Team support offer so far? Please select up to 3 of the following options:	Percent experienced positive factor		
	National	Midlands	Nottinghamshire
Buy-in from the senior leadership team	44%	40%	34%
Communication between school and the Mental Health Support Team	74%	74%	81%
Engagement of parents/carers	24%	18%	9%
Enough school/college staff time available	13%	16%	13%
School/college staff retention	3%	2%	0%
Time available to the senior mental health lead for their role	24%	24%	22%
Integration of the Mental Health Support Team into the school/college community	30%	30%	34%
Relationships between the Mental Health Support Team and the school/college	70%	63%	63%
Other (please specify)	4%	5%	0%