

Nottinghamshire Pension Fund

EOS at Federated Hermes

Over the last quarter we made voting recommendations at **1,745** meetings (**24,797** resolutions). At **1,055** meetings we recommended opposing one or more resolutions. We recommended voting with management by exception at **209** meetings and abstaining at **21** meetings. We supported management on all resolutions at the remaining **460** meetings.

Global

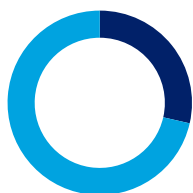
We made voting recommendations at **1,745** meetings (**24,797** resolutions) over the last quarter.



■ Total meetings in favour **26.4%**
■ Meetings against (or against AND abstain) **60.5%**
■ Meetings with management by exception **12.0%**
■ Meetings abstained **1.2%**

Australia and New Zealand

We made voting recommendations at **21** meetings (**129** resolutions) over the last quarter.



■ Total meetings in favour **28.6%**
■ Meetings against (or against AND abstain) **71.4%**

Developed Asia

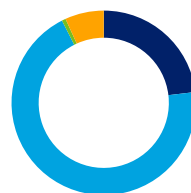
We made voting recommendations at **501** meetings (**5,911** resolutions) over the last quarter.



■ Total meetings in favour **37.9%**
■ Meetings against (or against AND abstain) **59.5%**
■ Meetings with management by exception **2.6%**

Emerging and Frontier Markets

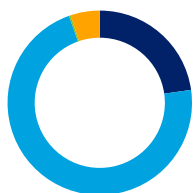
We made voting recommendations at **147** meetings (**1,871** resolutions) over the last quarter.



■ Total meetings in favour **23.1%**
■ Meetings against (or against AND abstain) **69.4%**
■ Meetings with management by exception **6.8%**
■ Meetings abstained **0.7%**

Europe

We made voting recommendations at **369** meetings (**6,756** resolutions) over the last quarter.



■ Total meetings in favour **22.8%**
■ Meetings against (or against AND abstain) **71.8%**
■ Meetings with management by exception **5.1%**
■ Meetings abstained **0.3%**

North America

We made voting recommendations at **502** meetings (**6,406** resolutions) over the last quarter.



■ Total meetings in favour **14.9%**
■ Meetings against (or against AND abstain) **56.8%**
■ Meetings with management by exception **28.3%**

United Kingdom

We made voting recommendations at **205** meetings (**3,724** resolutions) over the last quarter.

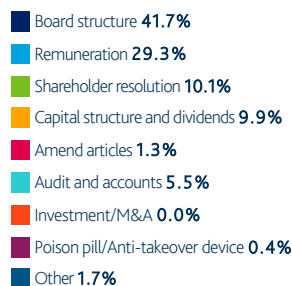
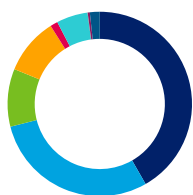


■ Total meetings in favour **34.6%**
■ Meetings against (or against AND abstain) **43.9%**
■ Meetings with management by exception **12.2%**
■ Meetings abstained **9.3%**

The issues on which we recommended voting against management or abstaining on resolutions are shown below.

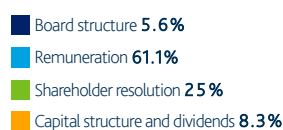
Global

We recommended voting against or abstaining on **3,190** resolutions over the last quarter.



Australia and New Zealand

We recommended voting against or abstaining on **36** resolutions over the last quarter.



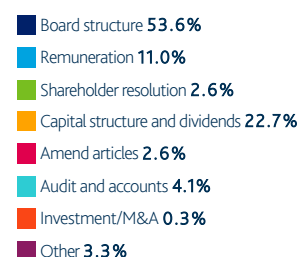
Developed Asia

We recommended voting against or abstaining on **652** resolutions over the last quarter.



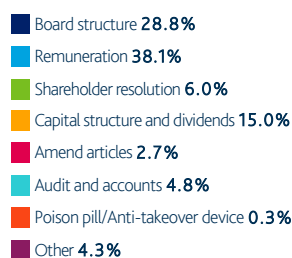
Emerging and Frontier Markets

We recommended voting against or abstaining on **392** resolutions over the last quarter.



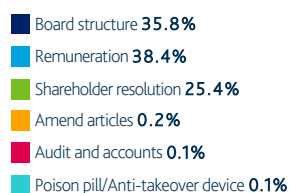
Europe

We recommended voting against or abstaining on **981** resolutions over the last quarter.



North America

We recommended voting against or abstaining on **907** resolutions over the last quarter.



United Kingdom

We recommended voting against or abstaining on **222** resolutions over the last quarter.

