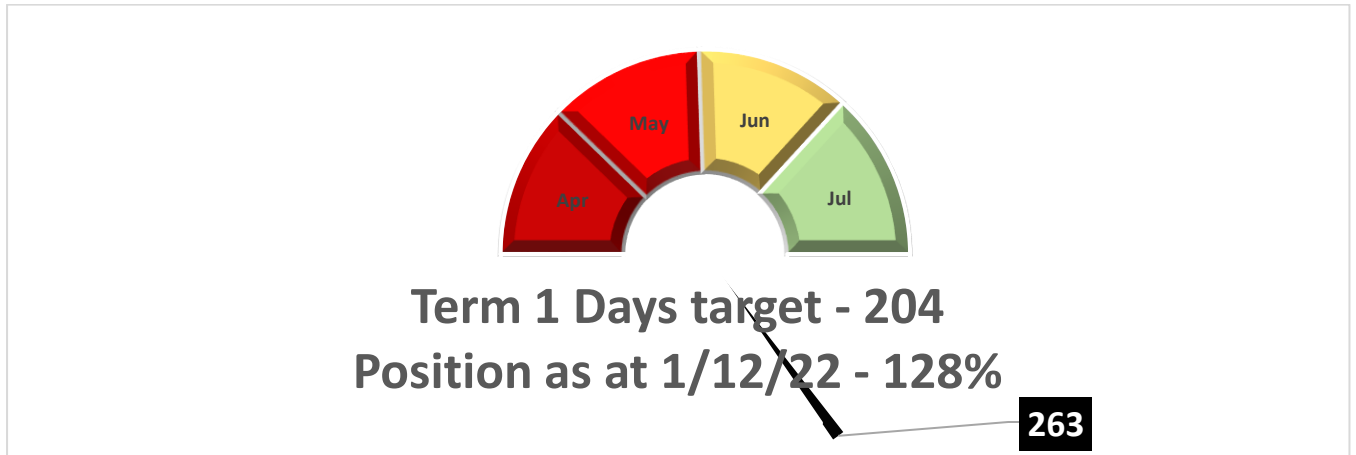
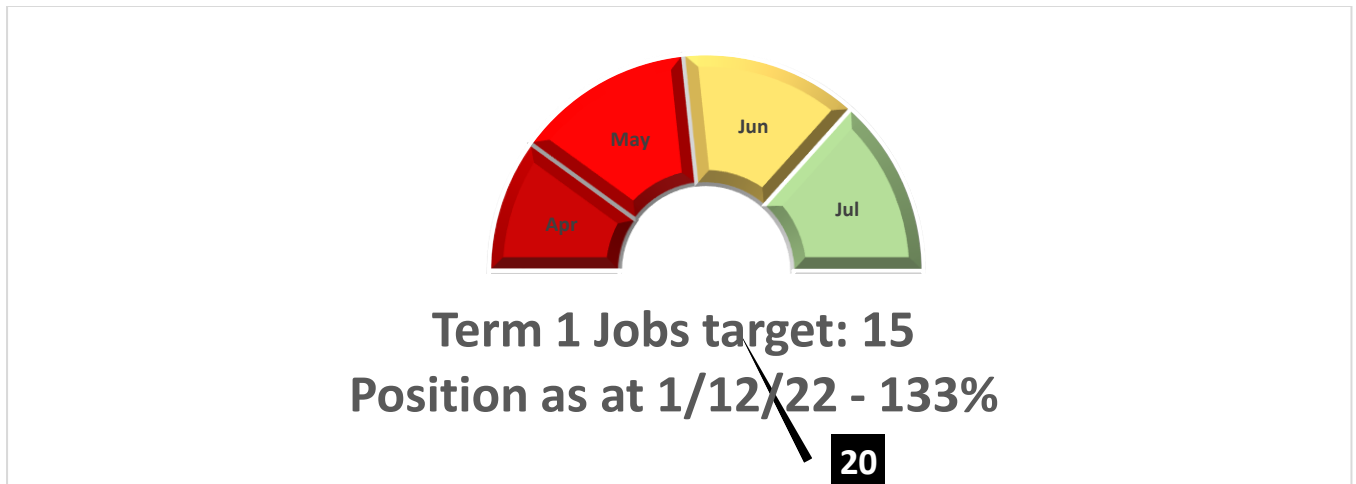


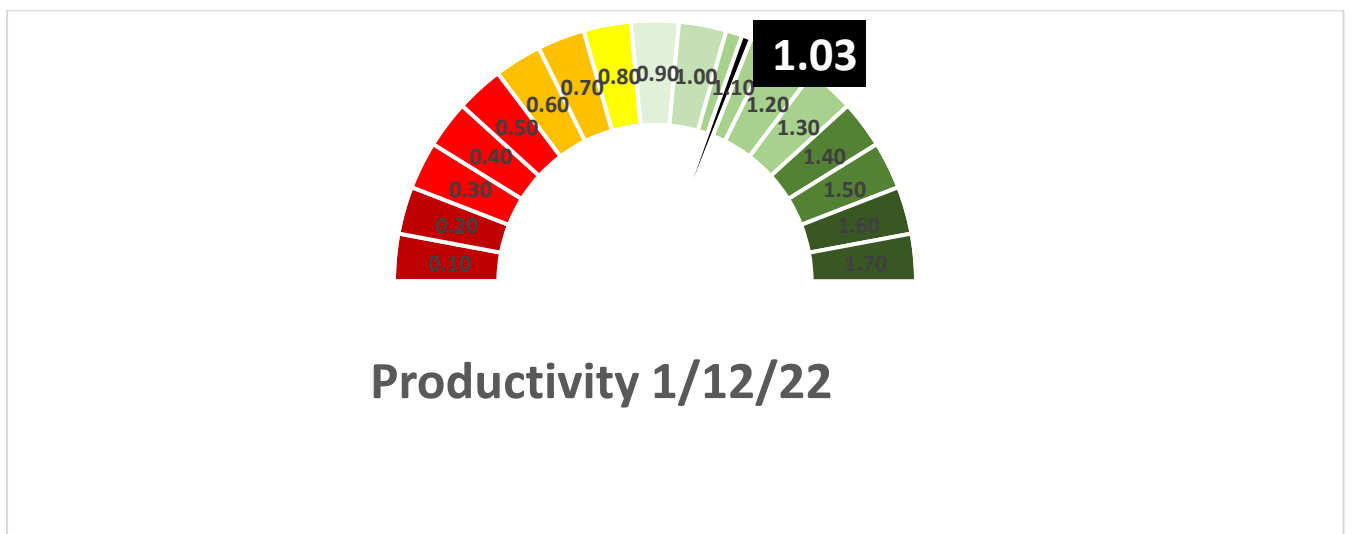
Term 2 – Inputs – Days Delivered



Term 2 – Outputs – Jobs Completed



Term 2 – Productivity Indicator



## Key Performance Indicators

Performance Measure/Criteria	Target	Outcome in Term 2
<b>1. Risk-aware Council</b>		
Completion of Termly Plan – Days	90%	✓ 128%
- Jobs	90%	✓ 133%
Regular progress reports to: <ul style="list-style-type: none"> <li>- Departmental Leadership Teams</li> <li>- Corporate Leadership Team</li> <li>- Governance &amp; Ethics Committee</li> </ul>	1 per term 1 per term 1 per term	✓ Completed ✓ Completed ✓ Completed
Publication of periodic fraud/control awareness updates	2 per annum	✓ Annual Fraud Report – July 2022
<b>2. Influential Audit Section</b>		
Recommendations agreed	95%	✓ 100%
<b>3. Improved internal control &amp; VFM</b>		
Percentage of Priority 1 & Priority 2 recommendations implemented  (Position as of 30 November 2022 for 2021/22 actions)	75%	✓ 87% Priority 1 ✗ 72% Priority 2
<b>4. Quality measures</b>		
Compliance with the Public Sector Internal Audit Standards (PSIAS)	Compliance achieved	✓ Interim Chief Internal Auditor's self-assessment against PSIAS for 2021/22
Positive customer feedback through Quality Control Questionnaire (QCQ) scores	Feedback good or excellent (where a score of 4 is excellent and a score of 3 is good)	✓ 3.75