

Children and Young People's Committee

Monday, 14 January 2013 at 10:30

County Hall, County Hall, West Bridgford, Nottingham NG2 7QP

AGENDA

- | | | |
|---|--|---------|
| 1 | Apologies for Absence | |
| 2 | Declarations of Interests by Members and Officers:- (see note below)
(a) Disclosable Pecuniary Interests
(b) Private Interests (pecuniary and non-pecuniary) | |
| 3 | Minutes of the previous meeting held on 3 December 2012 | 3 - 6 |
| 4 | Work Programme | 7 - 12 |
| 5 | Confirmation of nationally Verified Key Stage 2 Results | 13 - 16 |
| 6 | Authority Governor Appointments and Reappointments and Local Authority Appointments to School Govern | 17 - 22 |
| 7 | Officer Group Report: Nottinghamshire Children's Trust | 23 - 34 |

Notes

- (1) Councillors are advised to contact their Research Officer for details of any Group Meetings which are planned for this meeting.
- (2) Members of the public wishing to inspect "Background Papers" referred to in the reports on the agenda or Schedule 12A of the Local Government Act should contact:-

- (3) Persons making a declaration of interest should have regard to the Code of Conduct and the Council's Procedure Rules. Those declaring must indicate the nature of their interest and the reasons for the declaration.

Councillors or Officers requiring clarification on whether to make a declaration of interest are invited to contact Sara Allmond (Tel. 0115 977 3794) or a colleague in Democratic Services prior to the meeting.

- (4) Councillors are reminded that Committee and Sub-Committee papers, with the exception of those which contain Exempt or Confidential Information, may be recycled.

minutes

Meeting CHILDREN & YOUNG PEOPLE'S COMMITTEE

Date 3 December 2012 (commencing at 10.30 am)

Membership

Persons absent are marked with 'A'

COUNCILLORS

Philip Owen (Chairman)
Allen Clarke
Michael J Cox
Sybil Fielding
A Keith Longdon
Geoff Merry
John Peck JP
Mike Quigley MBE
S Smedley MBE JP
A Lynn Sykes
Liz Yates

Ex-officio (non-voting)
A Mrs Kay Cutts

CO-OPTED MEMBERS (NON-VOTING)

A Ms G Neill
A Mr James Parry
Mr David Richards JP
Mr John Rudd

OTHER MEMBERS IN ATTENDANCE

Mel Shepherd MBE

OFFICERS IN ATTENDANCE

Sara Allmond	Policy, Planning and Corporate Services
Marion Clay	Children, Families and Cultural Services
David Ebbage	Policy, Planning and Corporate Services
Steve Edwards	Service Director, Children, Families and Cultural Services
Donessa Gray	Children, Families and Cultural Services
Derek Higton	Children, Families and Cultural Services
Anthony May	Corporate Director, Children, Families and Cultural Services
Tom Moffat	Children, Families and Cultural Services
Kellie Murphy	Children, Families and Cultural Services

John Slater	Service Director, Children, Families and Cultural Services
Philippa Milbourne	Children, Families and Cultural Services
Anna Vincent	Policy, Planning and Corporate Services
Michelle Welsh	Policy, Planning and Corporate Services

MEMBERSHIP

It was reported that Councillor Mike Quigley MBE had been appointed in place of Councillor Sue Saddington and Councillor Geoff Merry had been appointed in place of Councillor Bob Cross.

APOLOGIES FOR ABSENCE

Apologies for absence had been received from Councillor Keith Longdon (Other County Council Business) and Councillor Lynn Sykes (Medical/Illness).

DECLARATIONS OF INTEREST

None.

MINUTES OF THE LAST MEETING HELD ON 5 NOVEMBER 2012

RESOLVED: 2012/043

The minutes of the previous meeting of the Committee held on 5 November 2012, having been circulated to all Members, were taken as read and were confirmed and signed by the Chairman.

POLICY STATEMENT FOR SCHOOLS

RESOLVED: 2012/044

That the report be noted and recommended to the Policy Committee for approval on 12 December 2012.

A STRATEGY FOR CLOSING THE EDUCATIONAL GAPS IN NOTTINGHAMSHIRE – SIX MONTHLY REVIEW

RESOLVED: 2012/045

1. That the success of the Closing the Gap Strategy during its first phase of implementation be noted
2. That the Committee continues to receive six monthly review reports to monitor the Strategy.

SCHOOLS WITH AN INCREASE IN SCHOOL PLACES OF 25% OR MORE: OUTCOME OF STATUTORY CONSULTATION

Marion Clay attended and responded to Members' questions and comments.

RESOLVED: 2012/046

That:

1. the outcome of the formal consultation with staff, governors, pupils, parents/carers, local communities and other interested parties about the proposals referred to in paragraph 1 of the report be noted.
2. to ensure provisions is available in 2013/14, the publication of a Statutory Notice, under provisions of Section 19 of the Education and Inspections Act 2006 be agreed, for the proposals to significantly increase:-
 - the number of pupil places at Dalestorth Primary School from 210 places to 315 places
 - the number of pupil places at Arnold Mill Primary School from 240 to 315 places
 - the number of pupil places at St. Peter's CE Primary School from 210 places to 315 places
 - the number of pupil places at Holy Trinity Catholic Primary School from 210 to 300 places
3. a further report be submitted to the Committee on the outcome of the four week representation period of the County Council's published Section 19 notices.

POST-16 REFORMS

RESOLVED: 2012/047

That the report be noted.

NOTTINGHAMSHIRE CHILD AND FAMILY POVERTY STRATEGY ANNUAL PERFORMANCE PROGRESS REPORT

Anthony May responded to Members' questions and comments.

RESOLVED: 2012/048

1. That the report be noted.
2. That the suggested way forward when refreshing the Child and Family Poverty Strategy in the future be approved.

CHARTER FOR CARE LEAVERS

RESOLVED: 2012/049

That the sign up to the Charter for Care Leavers by Nottinghamshire County Council be approved.

RESPONSE TO PETITION PRESENTED TO THE CHAIRMAN OF THE COUNTY COUNCIL ON 20 SEPTEMBER 2012

RESOLVED: 2012/050

That the responses set out in the report be agreed and the petition organiser informed.

PROVISION OF FUNDING FOR HOME EXTENSION TO ENABLE A SIBLING GROUP OF FOUR LOOKED AFTER CHILD TO REMAIN WITH FOSTER PARENTS AS THE SUBJECT OF A SPECIAL GUARDIANSHIP ORDER THROUGHOUT CHILDHOOD

RESOLVED: 2012/051

1. That approval be given for the extension to the foster carers' home to be carried out at an estimated cost of between £60,000 and £100,000.
2. That a legal charge order be made to ensure that the costs of the extension can be reclaimed/reimbursed if the child does not remain in this placement until adulthood.

The meeting closed at 11.02 am.

CHAIRMAN

14 January 2013**Agenda Item: 4****REPORT OF CORPORATE DIRECTOR, POLICY, PLANNING AND
CORPORATE SERVICES****WORK PROGRAMME****Purpose of the Report**

1. To consider the Committee's work programme for 2012/13.

Information and Advice

1. The County Council requires each committee to maintain a work programme. The work programme will assist the management of the committee's agenda, the scheduling of the committee's business and forward planning. The work programme will be updated and reviewed at each pre-agenda meeting and committee meeting. Any member of the committee is able to suggest items for possible inclusion.
2. The attached work programme has been drafted in consultation with the Chairman and Vice-Chairman, and includes items which can be anticipated at the present time. Other items will be added to the programme as they are identified.
3. As part of the transparency introduced by the new committee arrangements, committees are expected to review day to day operational decisions made by officers using their delegated powers. It is anticipated that the committee will wish to commission periodic reports on such decisions. The committee is therefore requested to identify activities on which it would like to receive reports for inclusion in the work programme. It may be that the presentations about activities in the committee's remit will help to inform this.

Other Options Considered

4. None.

Reason for Recommendation

5. To assist the committee in preparing its work programme.

Statutory and Policy Implications

6. This report has been compiled after consideration of implications in respect of finance, equal opportunities, human resources, crime and disorder, human rights, the safeguarding of children, sustainability and the environment and those using the service and where such implications are material they are described below. Appropriate consultation has been undertaken and advice sought on these issues as required.

RECOMMENDATION

That the committee's work programme be noted and consideration be given to any changes which the committee wishes to make

Jayne Francis-Ward
Corporate Director, Policy, Planning and Corporate Services

For any enquiries about this report please contact:

Sara Allmond
Democratic Services Officer
T: 0115 9772794

Constitutional Comments (HD)

7. The Committee has authority to consider the matters set out in this report by virtue of its terms of reference.

Financial Comments (PS)

8. There are no direct financial implications arising from the contents of this report. Any future reports to Committee on operational activities and officer working groups, will contain relevant financial information and comments.

Background Papers

None

Electoral Division(s) and Member(s) Affected

All.

CHILDREN & YOUNG PEOPLE'S COMMITTEE - WORK PROGRAMME

<u>Report Title</u>	<u>Brief summary of agenda item</u>	<u>Lead Officer</u>	<u>Report Author</u>
11 February 2013			
Performance reporting (Quarter 3 2012/13) – Services for Children and Young People	Quarterly performance report	Anthony May	Anthony May
Education Outcomes		John Slater	John Slater
Youth Employment, Education and Training Strategy		John Slater	John Slater
Looked After Children: an inspection of the work of Youth Offending Teams with children and young people who are looked after and placed away from home		Derek Higton	Derek Higton
Children's Trust arrangements		Anthony May	Anthony May
Arrangements for children's health services		Derek Higton	Derek Higton
Revised Residence Order Financial Support Scheme for regular payments	Annual determination	Steve Edwards	Steve Edwards
Revised Adoption Financial Support Scheme for regular payments	Annual determination	Steve Edwards	Steve Edwards
Troubled Families Programme update		Steve Edwards	Steve Edwards
National Minimum Fostering Allowances	Annual determination	Steve Edwards	Steve Edwards
Schools with an increase in school places of 25% or more: outcome of published Statutory Notices		John Slater	John Slater
Sold Services offer to schools	Annual approval	Anthony May	Anthony May
Committee budget 2013/14		Anthony May	Neil Robinson
11 March 2013			
Admission Arrangements for Community and Voluntary Controlled Schools in Nottinghamshire for 2014/2015	For determination	John Slater	John Slater
SEN Pathfinder		John Slater	John Slater
2, 3 & 4 year olds Education Entitlement Funding	To discuss the 2 yr Entitlement Funding and links to 3 & 4 years Education Funding	Derek Higton	Derek Higton
Financial support for students in Post-16 Education	Annual determination	John Slater	John Slater

<u>Report Title</u>	<u>Brief summary of agenda item</u>	<u>Lead Officer</u>	<u>Report Author</u>
Locality Visits	Six monthly report	Steve Edwards	Steve Edwards
Review of role/remit and staffing structure of Executive Support		Anthony May	Anthony May
15 April 2013			
Work programme		Anthony May	Anthony May
Early help strategy		Derek Higton	Derek Higton
Authority appointments & reappointments to school governing bodies	Quarterly report on appointments made	John Slater	John Slater
Outside bodies report	Futures; SACRE	Anthony May	Anthony May
May 2013 date tbc			
Performance reporting (Quarter 4 2012/13) – Services for Children and Young People	Quarterly performance report	Anthony May	Anthony May
Capital Refurbishment Programme for Schools	Six monthly performance report	Anthony May	Anthony May
Home to School/SEND Transport Policy	Annual determination	John Slater	John Slater
Post-16 Transport Policy 2013/2014 academic year	Annual determination	John Slater	John Slater
Exceptional payments for school clothing and footwear allowance	Annual determination	John Slater	John Slater
Rota visits	Six-monthly report	Steve Edwards	Steve Edwards
Child Sexual Exploitation Action Plan	Progress report	Steve Edwards	Steve Edwards
Officer groups report	SEND High Level Needs Panel; The Learning Centre Management Committee; Education Trust Board; Safeguarding Children's Board	Anthony May	Anthony May
To be placed			
Budget monitoring	Quarterly reports	Anthony May	Neil Robinson
Review of School Place Planning		John Slater	John Slater
Arrangements for children with social, emotional & behavioural difficulties	Updates	John Slater	John Slater
Road Safety advice and schools		John Slater	John Slater
Scrutiny reviews	Child & adolescent mental health	Steve Edwards	Steve Edwards
Report back on scrutiny reviews	Appointment & retention of governors; Child Poverty in Education		
Officer groups report (June)	Schools Forum; School Admissions Forum; Nottinghamshire Children's Trust (inc Locality	Anthony May	

<u>Report Title</u>	<u>Brief summary of agenda item</u>	<u>Lead Officer</u>	<u>Report Author</u>
	Management Groups)		

14 January 2013**Agenda Item:5****REPORT OF THE SERVICE DIRECTOR, EDUCATION STANDARDS AND
INCLUSION****CONFIRMATION OF NATIONALLY VERIFIED KEY STAGE 2 RESULTS****Purpose of the Report**

1. This report for noting sets out for Members the final, nationally validated overall position of Nottinghamshire primary schools in the 2012 Key Stage 2 National Curriculum tests.

Information and Advice

2. The Department for Education (DfE) published the National Curriculum Assessments at Key Stage 2 in England on 13 December 2012. The tests are designed so that the majority of children should achieve Level 4 by the age of eleven, at the end of their primary schooling. The tests are viewed nationally of how well individual schools are doing and how well schools are performing overall within local authorities and nationally.
3. Members should be aware that for 2012 the testing arrangements for English have been changed from previous years. There is no longer an externally marked writing test. Instead teacher assessments, based upon an evaluation of a range of written work, have been used. These summative evaluations are subject to teacher moderation, organised by the local authority. The summative evaluations have then been placed alongside external reading tests to provide an overall result in English. The figures for English, therefore, are not directly comparable with those of recent years. Across the country and within our statistical neighbours group the results in English have risen significantly, and particularly at the higher Level 5, or above, where we see an increase of 7% nationally.

Summary Analysis

4. Across Nottinghamshire 87% of pupils achieved Level 4 or above in English (90% of girls, 83% of boys) compared to the national average of 86%. In 2011 the figures were 83% for Nottinghamshire and 82% nationally. Overall, therefore, the 1% advantage for Nottinghamshire children has been maintained, in spite of the significant differences in the assessment procedure. In mathematics, 86% of Nottinghamshire pupils achieved Level 4 or above (87% for girls, 86% for boys) 2% above the national figure of 84%. In 2011 the

figures were 83% for Nottinghamshire and 81% nationally, again maintaining the gap established above the national level in 2011. In recent years the government has placed emphasis on the importance of the combined English and mathematics result. In Nottinghamshire 82% of pupils achieved Level 4 or above (84% for girls, 79% for boys) on this combined measure. This is 2% above the national figure of 80%, a reduction of 1% in the 3% advantage over the national rate established in 2011.

5. At the higher Level 5 or above, 39% of Nottinghamshire pupils achieved the level in English (45% for girls, 33% for boys), 2% above the national figure of 37%. In 2011 the figures were 32% for Nottinghamshire and 29% nationally. In mathematics, 42% of Nottinghamshire pupils achieved Level 5 or above (39% for girls, 44% for boys), 2% above the national figure of 39%. In 2011 the figures were 38% for Nottinghamshire and 35% nationally. In the combined English and mathematics measure, 29% of pupils achieved Level 5 or above (31% for girls, 27% for boys), 2% above the national figure of 27%, retaining the 2% advantage over the national figure established in 2011.
6. It is important for local authorities to compare the performance of its schools overall with those authorities with similar levels of wealth and deprivation as economic advantage and disadvantage significantly affect outcomes overall in schools. Like other local authorities, Nottinghamshire has been given ten “statistical neighbours” with whom we should compare our results. A detailed comparison against Statistical Neighbours at both Level 4 and above and Level 5 and above, together with relative rankings, is shown in the tables below. At Level 4 or above Nottinghamshire is placed joint third in English, mathematics, and English and mathematics combined. On the national rankings of local authorities, Nottinghamshire is placed joint 39th out of 150 for English, joint 30th for Mathematics and joint 28th for English and Mathematics combined.
7. The tests are set at a level so that expectation is that the vast majority of children will achieve two levels of progress in both English and mathematics. The tables below show the levels of progress attained in Nottinghamshire and nationally over the last four years, with Nottinghamshire children maintaining a slight advantage over the national figure.

Statistical Neighbour Rankings

Note: Figures relate to All Pupils Statistics

Final

LA (Level 4+)	English		Reading		Maths		English & Maths	
	All %	Ranking	All %	Ranking	All %	Ranking	All %	Ranking
National	86		87		84		80	
Nottinghamshire	87	3	88	3	86	3	82	3
Derbyshire	87	3	88	3	87	2	83	2
Staffordshire	86	6	86	7	84	7	79	7
Lancashire	86	6	88	3	86	3	81	5

Cumbria	88	1	89	1	86	3	82	3
Northamptonshire	84	8	85	10	82	10	76	11
Swindon	84	8	86	7	84	7	78	8
Kent	84	8	86	7	83	9	78	8
Dudley	84	8	85	10	82	10	77	10
Wigan	88	1	89	1	88	1	84	1
Lincolnshire	87	3	88	3	85	6	81	5

Final

Statistics

LA (Level 5)	English		Reading		Maths		English & Maths	
	All %	Ranking	All %	Ranking	All %	Ranking	All %	Ranking
National	37		48		39		27	
Nottinghamshire	39	3	50	3	42	2	29	1
Derbyshire	41	1	51	1	43	1	29	1
Staffordshire	37	7	47	8	39	6	27	4
Lancashire	38	6	48	6	39	6	27	4
Cumbria	40	2	51	1	39	6	27	4
Northamptonshire	36	9	45	9	36	10	24	10
Swindon	35	10	45	9	40	4	26	9
Kent	37	7	48	6	40	4	27	4
Dudley	35	10	45	9	36	10	24	10
Wigan	39	3	50	3	41	3	29	1
Lincolnshire	39	3	49	5	39	6	27	4

*English figures for 2012 are not directly comparable to previous years.

Levels Progress – Local and National Figures:-

	2 levels progress English %			
	2009	2010	2011	2012
Nottinghamshire	81	83	84	90
National	81	83	84	89

	2 levels progress Maths %			
	2009	2010	2011	2012
Nottinghamshire	82	84	85	88
National	80	82	83	87

Other Options Considered

8. The report is for noting only.

Reason/s for Recommendation/s

9. The report is for noting only.

Statutory and Policy Implications

10. This report has been compiled after consideration of implications in respect of finance, the public sector equality duty, human resources, crime and disorder, human rights, the safeguarding of children, sustainability and the environment and those using the service and where such implications are material they are described below. Appropriate consultation has been undertaken and advice sought on these issues as required.

RECOMMENDATION/S

- 1) That the report be noted.

John Slater

Service Director, Education Standards and Inclusion

For any enquiries about this report please contact:

John Slater

Service Director, Education Standards and Inclusion

T: 0115 9773589

E: john.slater@nottsc.gov.uk

Constitutional Comments

11. As this report is for noting only, no Constitutional Comments are required.

Financial Comments (NDR 02/01/13)

12. There are no financial implications arising directly from this report.

Background Papers

None.

Electoral Division(s) and Member(s) Affected

All

C0157

14 January 2013**Agenda Item:6****REPORT OF THE SERVICE DIRECTOR FOR EDUCATION STANDARDS
AND INCLUSION****AUTHORITY GOVERNOR APPOINTMENTS AND REAPPOINTMENTS AND
LOCAL AUTHORITY GOVERNOR APPOINTMENTS TO SCHOOL
GOVERNING BODIES****Purpose of the Report**

1. To note new appointments to Authority governor vacancies and re-appointments of Authority governors who reach the end of their term of office during the period 1 October to 31 December 2012 and have indicated their willingness to serve a further four year term of office.
2. To note the nomination and appointment of Local Authority governors to reconstituted governing bodies.

Information and Advice

3. The Corporate Director for Children, Families and Cultural Services has delegated authority to approve school governor appointments for which the Council has responsibility, including Authority governors, and is required to report the decisions quarterly to the Children and Young People's Committee.
4. Under the School Governance (Constitution) (England) Regulations 2012, governing bodies may choose to reconstitute to a more skills-based model of governance and are allowed one Local Authority governor on the reconstituted governing body. For this model of governance, governing bodies may set eligibility criteria for, and appoint, the Local Authority governor. Nominations are made by the Local Authority, in accordance with the eligibility criteria, and are then considered by the governing body for appointment.

**Authority governor appointments and reappointments to school governing
bodies**

5. In line with the procedures set out in the Local Authority's governor recruitment strategy, officers sought new nominations to outstanding vacancies from political parties and from school governing bodies.
6. A number of Authority governors who were approaching the end of their term of office were identified and each governor was asked whether he or she would be willing to serve as an Authority governor for a further term of four

years. Those governors re-appointed had indicated their willingness to be re-nominated.

7. The new appointments and re-appointments of Authority governors, which are made subject to the successful completion of appropriate checks, are as listed below:

New appointments

Ashfield	
Annesley Primary and Nursery	Mrs Holly Taylor
Annie Holgate Junior	Mrs Halina Elizabeth Harrison
Holly Hill Primary and Nursery	Councillor Amy Louise Heald
Orchard Primary and Nursery	Mrs Gina Louise Truepenny
Bassetlaw	
Ramsden Primary	Mr John Stephen Unwin
Ryton Park Primary and Nursery	Mr David Gaunt Smith
St Anne's CofE (Aided) Primary School (Worksop)	Mr Michael John Bland
Broxtowe	
William Lilley Infant and Nursery	Mr Christopher John Doddy
William Lilley Infant and Nursery	Mrs Caroline Anne Bartliff
Gedling	
Burton Joyce Primary	Councillor Allen Clarke
Netherfield Primary	Mrs Patricia Ann Peel
Sherwood E-ACT Academy	Mr Michael Sharpe
Mansfield	
King Edward Primary and Nursery	Mr Robert Ian Tyler
Sutton Road Primary	Councillor Andrew Mark Tristram
Newark	
Balderton Chuter Ede Primary	Mrs Patricia Menzies
Coddington CofE VC Primary	Mrs Anita Suzanne Spray
Edwinstowe St Mary's CofE (VA) Primary	Mrs Victoria Kathleen Bak
Ollerton Maun Infant and Nursery	Mr Garry Naylor
Rushcliffe	
Crossdale Drive Primary	Mr Christopher David Neale
Gotham Primary	Councillor Nigel Andrew Brown

Reappointments

Ashfield	
Leen Mills Primary	Mrs Lisa Susan Evans

Bassetlaw	
Bracken Lane Primary	Mr Michael Storey
Redlands Primary	Mr Lee Bohan
Sir Edmund Hillary Primary and Nursery	Mr David Anthony Young
St John's CofE (Controlled) Primary	Mr Raymond John Fielding
Broxtowe	
Hollywell Primary	Mr Gary Mark Cook
Horsendale Primary	Mrs Nicola Elizabeth Robinson-Bradley
Larkfields Infant	Councillor Ms Jayne Ann Baumber
Gedling	
Coppice Farm Primary	Mrs Janet Christine Molyneux
Linby cum Papplewick CofE (Voluntary Aided) Primary	Mr Ian David Griffiths
St Wilfrid's CofE Primary	Mr Grant Edward Withers
Westdale Infant	Mr Lee Samuel Drury
Newark	
Farnsfield St Michael's CofE Primary (VA)	Mr Andrew Wall
King Edwin Primary and Nursery	Mr Richard George Empson
Ollerton Primary	Mrs Celia Anne Brooks
Python Hill Primary	Mr Steven Victor Wherritt
Python Hill Primary	Mrs Tracey Ann Yeomans
Rushcliffe	
Cropwell Bishop Primary	Mrs Clare Jane Bates
Gotham Primary	Ms Gillian Beryl Aldridge
Robert Miles Junior	Mr Steven Thomas

Local Authority governor nominations and appointments to reconstituted governing bodies

8. Local Authority governors nominated by the Local Authority and appointed by school governing bodies during the period 1 October to 31 December 2012 are as follows.

Newark	
The William Gladstone VC CofE Primary	Councillor Stuart Robert Wallace

Other Options Considered

9. There are no other options. The County Council has a statutory duty to ensure governor vacancies are filled without undue delay.

10. Nottinghamshire County Council's strategy for recruiting and retaining school governors includes the re-appointment of existing governors. The County Council sees many advantages in retaining experienced governors and actively seeks to encourage governors approaching their end of term of office to stand again either in the same school or in a different one. The appointments made ensure the retention and supply of experienced governors.

Statutory and Policy Implications

11. This report has been compiled after consideration of implications in respect of finance, equal opportunities, human resources, crime and disorder, human rights, the safeguarding of children, sustainability and the environment and those using the service and where such implications are material they are described below. Appropriate consultation has been undertaken and advice sought on these issues as required.

Equalities Implications

12. New nominations have been encouraged and received from a broad range of sources. We welcome applications from all types of people, especially those from ethnic minority communities and under-represented groups such as disabled people.
13. All existing Authority governors approaching the end of their term of office have had the opportunity to put themselves forward for re-nomination.

RECOMMENDATION/S

That:

- 1) new appointments to Authority governor vacancies and re-appointments of Authority governors who reach the end of their term of office during the period 1 October to 31 December 2012, as listed in paragraph 7, are noted.
- 2) nomination and appointment of Local Authority governors to reconstituted governing bodies, as listed in paragraph 8, are noted.

John Slater

Service Director, Education Standards and Inclusion

For any enquiries about this report please contact:

Leonie Meikle
Team Manager, Governor Services
T: 0115 854 6055
E: leonie.meikle@nottsc.gov.uk

Constitutional Comments

14. As the report is for noting only, no Constitutional Comments are required.

Financial Comments (NDR 12/12/12)

15. There are no financial implications arising directly from this report.

Background Papers

Completed Authority governor nomination forms

Except for previously published documents, which will be available elsewhere, the documents listed here will be available for inspection in accordance with Section 100D of the Local Government Act 1972.

Electoral Division(s) and Member(s) Affected

Hucknall	Coun Mick Murphy, Coun Kevin Rostance and Coun Reverend Tom Irvine
Kirkby in Ashfield South	Coun Rachel Madden
Selston	Coun Gail Turner
Retford East	Coun Wendy Quigley
Worksop East	Coun Glynn Gilfoyle
Worksop West	Coun Kevin Greaves
Worksop North	Coun Sybil Fielding
Worksop North East and Carlton	Coun Alan Rhodes
Bramcote and Stapleford	Coun Stan Heptinstall MBE and Coun Brian Wombwell
Kimberley and Trowell	Coun Ken Rigby
Nuthall	Coun Philip Owen
Arnold North	Coun Gerald Clarke and Coun Carol Pepper
Arnold South	Coun Rod Kempster and Coun Melvyn Shepherd
Carlton East	Coun Allen Clarke and Coun John Clarke
Carlton West	Coun Darrell Pulk and Coun Jim Creamer
South Mansfield	Coun Chris Winterton and Coun Stephen Garner
Balderton	Coun Keith Walker
Blidworth	Coun Geoff Merry
Calverton	Coun Mark Spencer
Collingham	Coun Vincent Dobson
Farnsfield and Lowdham	Coun Andrew Stewart
Newark East	Coun Stuart Wallace
Newstead	Coun Christopher Barnfather
Ollerton	Coun Stella Smedley MBE JP
Rufford	Coun John Peck
Bingham	Coun Martin Suthers
Cotgrave	Coun Richard Butler
Soar Valley	Coun Lynn Sykes
Keyworth	Coun John Cottee

C0144v3

14 January 2013**Agenda Item: 8****REPORT OF THE CORPORATE DIRECTOR FOR CHILDREN, FAMILIES AND
CULTURAL SERVICES****OFFICER GROUP REPORT: NOTTINGHAMSHIRE CHILDREN'S TRUST****Purpose of the Report**

1. To provide an overview of the activities and performance of Nottinghamshire Children's Trust, between April and November 2012, including an update on the work of Locality Management Groups.

Information and Advice

2. Nottinghamshire Children's Trust is a partnership of organisations that provide services to children, young people and families in Nottinghamshire. It was established to meet the requirements of the Children Act 2004, which identifies a number of 'relevant partners'. Under this Act, the County Council is the lead partner with statutory responsibility to make arrangements to promote cooperation to improve children's wellbeing.
3. Nottinghamshire's Children, Young People and Families (CYPF) Plan 2011-14 is the single overarching strategic plan covering services for children and young people in Nottinghamshire, as represented by partners to the Children's Trust. The Plan was approved by the County Council in September 2011 and is included in the Policy Framework of the County Council. Approval was also given to the intention to review the Plan annually. The 2012-13 Annual Refresh of the Plan was approved by the Children and Young People's Committee at its September 2012 meeting.
4. The Children's Trust Executive is an officer group which coordinates the work of the Children's Trust, agreeing partnership action to implement the strategic priorities identified in the CYPF Plan. It is chaired by the Corporate Director, Children, Families and Cultural Services, and its members are senior managers from a range of partner organisations, including health commissioners and providers, Nottinghamshire police, and a representative from the community and voluntary sector. The Chair of Nottinghamshire Safeguarding Children Board is a participant observer.
5. During 2011 and 2012, the Children's Trust has given its partnership approval to a number of key strategies that relate to priorities in the CYPF Plan, including Nottinghamshire's Early Intervention and Prevention Strategy, Joint Commissioning Strategy for Children and Young People with Disabilities and/or Special Educational Needs, Child and Family Poverty Strategy, and Child and Adolescent Mental Health Service (CAMHS) Strategy.

6. The Children's Trust Executive has a key role in promoting the wellbeing of children and young people, and reports to Nottinghamshire's Health and Wellbeing Board. It oversees three integrated commissioning groups, responsible for children and young people with disabilities or special educational needs, Child and Adolescent Mental Health Services, and teenage pregnancy. It has contributed to the development of Nottinghamshire's Health and Wellbeing Strategy, and has taken responsibility for ensuring that the children and young people's chapter of Nottinghamshire's Joint Strategic Needs Assessment is updated and maintained.
7. Over recent months, the Children's Trust Executive has been considering its role and remit, especially its relationship to the Nottinghamshire Health and Wellbeing Board. Following this work, the Children's Trust is now in the process of agreeing and implementing changes to its focus and membership, to enable it to become the lead integrated commissioning group for health and wellbeing services for children and families.
8. The proposed changes to the Children's Trust have been agreed by Nottinghamshire's Health and Wellbeing Board in November 2012, and will be the subject of a separate report to the Children and Young People's Committee, which will include recommendations on the format and timing of future updates to this Committee.
9. This report provides an overview of the recent activities of the Children's Trust Executive, under its current structure and reporting arrangements, and focuses on three areas of work:
 - the activities and achievements of the Children's Trust Executive, including any activities sponsored or supported by it
 - the development of Locality Management Groups
 - six-monthly progress report using the performance indicators identified in Nottinghamshire's Children Young People and Families (CYPF) Plan 2011-14 (2012-13 annual refresh).

Children's Trust: Activities and Achievements

10. Over the last few months, the Children's Trust Executive has provided partnership oversight of a number of key initiatives, offering support and challenge to those leading on these, and considering the role of partner organisations. These initiatives have been in work areas that contribute to the achievement of the priorities for action defined in Nottinghamshire's Children, Young People and Families Plan 2011-14.
11. Between April and November 2012, key initiatives supported by the Children's Trust were:
 - Nottinghamshire's Multi-agency Safeguarding Hub (MASH)
 - transformation of the County Council's Children's Social Care provision

- Nottinghamshire's Pathway to Provision: as well as including this development as a regular discussion item, the Children's Trust supported Stakeholder Conferences across Nottinghamshire, during October and November. These launched this initiative, alongside the MASH, to managers and practitioners from a wide range of organisations
 - a partnership approach to preparing for the revised Ofsted inspection framework for the inspection of local authority arrangements for the protection of children
 - work on a Multi-agency Autistic Spectrum Pathway.
 - The Healthy Schools Network.
12. During this time, the Children's Trust has reviewed and given its partnership approval to:
- Nottinghamshire's Youth Homelessness Strategy
 - Nottinghamshire's Looked After Children Strategy.

Locality Management Groups

13. In addition to its role in overseeing partnership strategic planning in the County as a whole, Nottinghamshire Children's Trust also supports Locality Management Groups, which operate in each of Nottinghamshire's seven districts. The County Council's Early Years and Early Intervention Service has responsibility for leading and coordinating Locality Management Group activity. The Children's Trust receives reports on progress and considers how partners can work together to support this work. Locality Management Groups are in an early stage of development and their relationship with the Children's Trust is evolving.
14. In summary, the work of Locality Management Groups has included:
- increasing partner engagement in districts and building stronger partnerships. Locality Management Groups have provided an opportunity for partners to improve communication and develop a shared understanding of key service developments, including the Pathway to Provision, the MASH and the role of the County Council's Early Years and Early Intervention and Targeted Youth Support services
 - improving coordination of services at district level and creating joint working opportunities
 - undertaking preparatory activities for commissioning local services, including identifying service gaps and supporting Joint Access Teams in tracking work with children, young people and families which will enable practitioners to report on any service gaps identified through this work
 - consulting with children, young people and families, and working to identify further opportunities for local consultation.

15. Some specific examples of effective locality working include:
- Broxtowe Locality Management Group has established a group to plan the implementation of the Enhanced Family Support model for children pre-birth to 12
 - Locality Management Groups in Broxtowe and Ashfield have organised events to enable partners to develop knowledge of each others' services
 - support has been provided for the Closing the Gap initiative in Newark town
 - Bassetlaw Locality Management Group has retained effective working with the Local Strategic Partnership in Bassetlaw and has facilitated the use of Young People's Centres by Children's Social Care for contact visits
 - Mansfield Locality Management Group is establishing links with the Clinical Commissioning Groups in Mansfield
 - Rushcliffe Locality Management Group has consulted with young people through the Young People's Scrutiny Panel.

Progress against Performance Indicators: six-month performance report

16. The Children's Trust receives six-monthly progress reports on the implementation of the seven priorities identified in the CYPF Plan. For each priority, there are a number of key actions and performance indicators to track progress and assess impact for children, young people or families. The majority of these performance indicators are also reported on as part of the Children, Families and Cultural Services quarterly performance reporting to the Children and Young People's Committee, but there are a number of additional health-related indicators.
17. Children's Trust performance reports are produced six-monthly and the most recent report summarises progress at the end of September 2012. **Appendix 1** provides a summary of progress towards agreed key actions and provides an overview of performance, including the most recent data available on Nottinghamshire's performance and on national and statistical neighbour performance (where available).
18. In summary, these performance reports indicate that:
- good progress is being made in achieving the identified key actions. Lead officers/managers have identified that all activities are either on schedule or completed
 - of the sixteen performance indicators where comparison information is available, eight show that Nottinghamshire performance exceeds the national average. These are:
 - obesity in primary school age children in Reception Year
 - percentage of overall absence in primary, secondary and special schools
 - initial assessments for Children's Social Care carried out within timescales
 - core assessments for Children's Social Care carried out within timescales
 - children becoming the subject of a child protection plan on more than one occasion

- dependent children in households whose income is below 60% of the national average
 - achievement of 5 or more A*-C grades at GCSE or equivalent (inc. English & maths)
 - percentage of young people in Years 12-14 not in education, employment or training.
- for four performance indicators, Nottinghamshire performance does not meet the national average. These are:
 - the number of children requiring statutory child protection interventions
 - breastfeeding prevalence at 6-8 weeks, including mixed feeding methods (for both Nottinghamshire NHS and Bassetlaw NHS)
 - attainment gap at age 16 between pupils taking free school meals and the rest
 - percentage of young people who have attained a full Level 3 qualification by 19.
 - the Children's Trust has focused its discussions on improving performance across all work areas identified in the CYPF Plan, but with an emphasis on those areas where performance could be improved. It has provided support for the Pathway to Provision, the MASH and the transformation of Children's Social Care. It has also considered how partners can support Nottinghamshire County Council's Closing the Educational Gaps Strategy and the work of Nottinghamshire's 14-19 Partnership.

Other Options Considered

19. The activities reported on here contribute to the implementation of the CYPF Plan, which was developed after consideration of alternative options.

Reason/s for Recommendation/s

20. The report provides members of the Children and Young People's Committee with an update on the activities of an officer group, in line with reporting requirements within the County Council's Constitution.

Statutory and Policy Implications

21. This report has been compiled after consideration of implications in respect of finance, equal opportunities, human resources, crime and disorder, human rights, the safeguarding of children, sustainability and the environment and those using the service and where such implications are material they are described below. Appropriate consultation has been undertaken and advice sought on these issues as required.

Implications for Service Users

22. The principal service users affected are children, young people and their families, as the CYPF Plan identifies the Children's Trust's over-arching partnership strategy and associated action plans for the delivery of services to them in 2011-14.

Equalities Implications

23. The development of the CYPF Plan included an Equality Impact Assessment. This concluded that the plan was likely to have a positive impact for service users, as it aims to reduce inequality across all protected groups, by identifying need and working together to address this, within available resources.

Safeguarding of Children Implications

24. The CYPF Plan identifies how partner organisations within the Children's Trust will work together to safeguard children and promote their welfare.

RECOMMENDATION/S

- 1) That the Committee notes the contents of the report.

Anthony May
Corporate Director for Children, Families and Cultural Services

For any enquiries about this report please contact:

Maggie Pape
Team Manager, Planning and Performance
T: 0115 9774074
E: margaret.pape@nottsc.gov.uk

Constitutional Comments

25. As this report is for noting only, no Constitutional Comments are required.

Financial Comments (NDR 12/12/12)

26. There are no financial implications arising directly from this report.

Background Papers

The Children, Young People and Families Plan 2011-14 – report to County Council, 22 September 2011
Review of the Children, Young People and Families Plan – report to Children & Young People's Committee, 10 September 2012
Health and Wellbeing Boards and Children, Young People and Families – report to Health and Wellbeing Board, 7 November 2012-12-04

Except for previously published documents, which will be available elsewhere, the documents listed here will be available for inspection in accordance with Section 100D of the Local Government Act 1972.

















Electoral Division(s) and Member(s) Affected

All.

C0142

APPENDIX 1

Table 1 Children, Young People & Families Plan 2011-14: Key Actions at 2012/13 Quarter 2

 Completed  On schedule  Happening but behind schedule  Behind or not happening			
Priority	Key Actions	Planned completion date	Expected outcome
Continue to improve our early intervention services to ensure that children, young people and families in the greatest need receive appropriate support	Implement the Nottinghamshire Early Intervention Strategy and develop a refreshed strategy	Apr-2013 ¹	
	Develop a revised Pathway to Provision	Nov-2012	
Sustain and build on improvements made in safeguarding	Develop and launch a Multi-agency Safeguarding Hub (MASH) supported by a revised pathway to provision	Nov-2012	
	Deliver the new operating model for children's social care in line with national developments such as the Munro Review	Mar-2013	
	Implement the Looked After Children Strategy action plan, to ensure that children who require care receive the best possible support and care	May-2013	
Improve the effectiveness of services for disabled children	Implement the joint commissioning action plan for disabled children	Mar-2013	
Implement the Child and Family Poverty Strategy for Nottinghamshire	Implement the second stage of the Nottinghamshire Child and Family Poverty Strategy	Apr-2013	
Reduce achievement gap at all key stages	Complete the SEN Pathfinder project and implement single Education, Health and Care Plans	Jul-2013	
	Implement year 1 of the 'Closing the Gaps' strategy	Jul-2013	
	Implement the recommendations of the social, emotional, behaviour difficulties (SEBD) review	Sep-2013	
Raise achievement at age 16-19 and promote the employment of young adults aged 18-24	Develop and publish a Youth Employment and Employability Plan	Dec-2012	
Improve children and young people's emotional well-being	Implement the joint commissioning action plan for children & young people's emotional well-being	Mar-2013	

¹ The planned completion date for this action has been revised from September 2012 to April 2013.

Table 2 Children, Young People & Families Plan 2011-14: Performance at 2012/13 Quarter 2

Nottinghamshire performance data available at the end of 2012/13 Quarter 2 (July-September) is reported.

The most recent available data for national average and statistical neighbours is reported where available, for comparison. Comparisons may be indicative only as the reporting periods are not necessarily aligned.

Where Nottinghamshire performance exceeds national performance, this is highlighted by the emboldened boxes.

Key: (p) = provisional; (+) = better than previous value; (-) = worse than previous value; (=) = same as previous value; (n/a) = cumulative data, so not comparable





Priority	Performance Indicator	Nottinghamshire			National Average	Statistical Neighbours
		Reporting Period	Current Value	Previous Value		
Continue to improve our early intervention services to ensure that children, young people and families in the greatest need receive appropriate support	The number of children requiring statutory child protection interventions (child protection plan rate per 10,000)	Q2 2012/13	49.5 (-)	45.4 (Q4 2011/12)	38.7 (10/11)	30.2 (10/11)
	The number of contacts made to Children's Social Care	Q2 2012/13	7,865 (n/a)	15,889 (Q4 2011/12)	-	-
	First time entrants to the Youth Justice System aged 10-17 (per 100,000)	Q1 2012/13	107 (=)	107 (Q4 2011/12)	-	-
	Breastfeeding prevalence at 6-8 weeks, incl. mixed feeding methods (Notts NHS)	Q1 2012/13	38.2% (-)	39.4% (Q4 2011/12)	46.9% (10/11)	36.9% (10/11)
	Breastfeeding prevalence at 6-8 weeks, incl. mixed feeding methods (Bassetlaw NHS)	Q2 2012/13	34.7% (+)	32.9% (Q1 2012/13)		
	Obesity in primary school age children in Reception Year	2010/11	8.1% (+)	8.7% (2009/10)	9.8% (09/10)	9.8% (09/10)
	Percentage of overall absence in primary, secondary and special schools	2010/11 (academic)	5.67% (+)	5.84% (2009/10 academic)	5.8% (10/11)	5.7% (10/11)
Sustain and build on improvements made in safeguarding	Initial assessments for Children's Social Care carried out within timescales	Q2 2012/13	86.5% (-)	88.3% (Q1 2012/13)	77.2% (10/11)	78.0% (10/11)
	Core assessments for Children's Social Care carried out within timescales	Q2 2012/13	82.4% (-)	85.2% (Q1 2012/13)	75.0% (10/11)	75.0% (10/11)
	Re-referrals to Children's Social Care	Q2 2012/13	26.7% (+)	27.8% (Q1 2012/13)	25.6% (10/11)	22.4% (10/11)
	Children who are subject to a child protection plan for 2 years or more	Q2 2012/13	6.6% (-)	5.2% (Q1 2012/13)	6.0% (10/11)	5.7% (10/11)
	Children becoming the subject of a child protection plan on more than one occasion	Q2 2012/13	12.5% (+)	15.2% (Q1 2012/13)	13.3% (10/11)	13.7% (10/11)
	Percentage of Children's Social Care quality audits assessed as adequate or better	Q2 2012/13	84% (+)	83% (Q1 2012/13)	-	-
Improve the effectiveness of services for disabled children	A milestone monitoring approach has been adopted as there are currently no appropriate performance indicators for this priority. The 14 milestones are rated as follows: 1  7  5  1 					
Implement the Child and Family Poverty Strategy	Dependent children in households whose income is below 60% of the national average	2009/10	17.1% (+)	17.5% (2008/09)	20.6% (09/10)	17.8% (08/09)
Reduce achievement gap at all key stages	Achievement of 5 or more A*-C grades at GCSE or equivalent (inc. English & maths)	2011/12 (academic)	60.3% (+) (p)	57.6% (2010/11 academic)	58.6% (p) (11/12)	57.7% (10/11)
	Early years foundation stage attainment	2011/12 (academic)	64.0% (+)	56.0% (2010/11 academic)	64.0% (11/12)	59.8% (10/11)
	Attainment gap at age 16 between pupils	2011/12	31.8% (+)	33.8%	27.6%	33.3%




Table 2 Children, Young People & Families Plan 2011-14: Performance at 2012/13 Quarter 2

Nottinghamshire performance data available at the end of 2012/13 Quarter 2 (July-September) is reported.

The most recent available data for national average and statistical neighbours is reported where available, for comparison. Comparisons may be indicative only as the reporting periods are not necessarily aligned.

Where Nottinghamshire performance exceeds national performance, this is highlighted by the emboldened boxes.

Key: (p) = provisional; (+) = better than previous value; (-) = worse than previous value; (=) = same as previous value; (n/a) = cumulative data, so not comparable

Priority	Performance Indicator	Nottinghamshire			National Average	Statistical Neighbours
		Reporting Period	Current Value	Previous Value		
	taking free school meals and the rest (<i>FSM at time of assessment – previous definition</i>)	(academic)	(p)	(2010/11 academic)	(09/10)	(09/10)
	Attainment gap at age 16 between pupils taking free school meals and the rest (<i>FSM during past six years – future definition</i>)	2011/12 (academic)	30.7% (p)	-	-	-
Raise achievement at age 16-19 and promote the employment of young adults aged 18-24	Participation in education, employment and training in academic years 12-14	Q2 2012/13	86.1% (-) (p)	89.8% (Q1 2012/13)	-	-
	Percentage of young people in Years 12-14 not in education, employment or training	Q2 2012/13	2.7% (+) (p)	3.6% (Q1 2012/13)	6.1% (10/11)	5.9% (10/11)
	Percentage of young people who have attained a full Level 3 qualification by 19	2010/11 (academic)	47.3% (+)	45.1% (2009/10 academic)	53.0% (10/11)	52.1% (10/11)
Improve children and young people's emotional well-being	Number of children and young people who require an out of area secure CAMHS hospital placement due to the complexity of the case	2011/12	18 (-)	10 (10/11)	-	-
	A milestone monitoring approach has been adopted for this priority to supplement the above performance indicator. The eight milestones are rated as follows: 2  2  3  1 