








Key Performance Indicators	Latest	Target	Previous	Period	Risk
Highways and Transport					
Supports Commitment 2 - Children are kept safe from harm					
Reduction in the number of children and young people seriously injured/killed in road traffic accidents	7	32 (40% reduction from the 2005-09 average)	7	Q2 20/21	
Supports Commitment 5 - Nottinghamshire is a great place to live, work, visit and relax					
Number of properties with enhanced levels of flood Protection as a result of NCC schemes	4,485	426	5,532	Q2 20/21	
% of street lighting faults under the control of the Highway Authority repaired within response time – 7 days	78.7%	85%	40.9%	Q2 20/21	
Waste Services					
Supports Commitment 5 - Nottinghamshire is a great place to live, work, visit and relax					
% of household waste sent to reuse, recycling or composting	40.5%	40.0%	43.0%	Q1 20/21	
% of Household Waste diverted from Landfill	95.4%	94.0%	95.0%	Q1 20/21	
Place Commissioning - Libraries					
Supports Commitment 5 - Nottinghamshire is a great place to live, work, visit and relax					
Number of visits to libraries (C)	105,602	81,250	0	Q2 20/21	
Registration Services					
Supports Commitment 5 - Nottinghamshire is a great place to live, work, visit and relax					
% of deaths registered within five days (with Medical Certificate of Cause of Death present and no coronial involvement)	78%	84%	82%	Q2 20/21	

Key Performance Indicators	Latest	Target	Previous	Period	Risk
Trading Standards & Communities Service					
Supports Commitment 5 - Nottinghamshire is a great place to live, work, visit and relax					
Number of volunteer hours per year contributing to the delivery of those services or activities receiving Local Improvement Scheme support	808,401	800,000	808,401	Q2 20/21	
Supports Commitment 6 - People are healthier					
Retail value of illicit tobacco seized	£0	£600,000	£0	Q2 20/21	
Number and value of unsafe items/products removed from or prevented from entering the supply chain. (C)	4,618 (£13,623.41)	5000	2494 (£11,602.41)	Q2 20/21	
Supports Commitment 7 - People live in vibrant and supportive communities					
Growth of Friends Against Scams Schemes (C)	30	500	14	Q2 20/21	
Number of Vulnerable Individuals with Nominated Neighbours (C)	0	50	0	Q2 20/21	
% of victims of doorstep crime, scams or other frauds who feel safer in their own homes following tailored interventions.	99%	100%	99%	Q2 20/21	
Number of doorstep crime, scam, or fraud vulnerable victims assisted (C)	268	450	149	Q2 20/21	
Key: (C) = cumulative measure updated from 1 April to end of reporting quarter Risk Key: (R) = Red, (A) = Amber, (G) = Green					