














Highways Development Control Indicators Q3 Period

Appendix 4A

Highway Development Control	Performance Measures									Comments
	Q3	Q4	Q1	Q2	Q3	Target	Status	Trend from same quarter last year	Trend from previous quarter	
	15/16	15/16	16/17	16/17	16/17					
Development Control Applications	95.0%	86.75%	87.0%	93.0%	94.0%	95.0%				There have been a total of 727 formal applications received in Q3 with 94% responded to within the 21 day deadline with the target being 95%.
Development Control Pre-applications	98.0%	93.7%	91.0%	95.0%	95.0%	90.0%				There have been total of 143 informal applications received in Q3 with 95% responded to within the 21 day deadline, this is above the target of 90%.

Key symbols table:

Status	Indicators	Trend	
	Below target by more than 10%		Improving trend
	Below target by up to 10%		Deteriorating trend
	On or above target		No change
	No reported data or no target		