

For Consideration	
Public/Non Public*	Public
Report to:	Police and Crime Panel
Date of Meeting:	27 March 2023
Report of:	Commissioner Henry (PCC)
Report Author:	Dan Howitt
E-mail:	ExecutiveSupport@notts.police.uk
Other Contacts:	None
Agenda Item:	6

POLICE AND CRIME PLAN PERFORMANCE UPDATE TO DECEMBER 2022

1. PURPOSE OF THE REPORT

- 1.1 This report provides the Police and Crime Panel with an update on performance relating to the 2021-25 Nottinghamshire Police and Crime Plan as monitored via the Performance and Insight report to December 2022 shown at Appendix A.
- 1.2 The Performance and Insight report is compiled by the force and OPCC on a quarterly basis and is used to track a wide range of indicators and outcomes directly linked to the ambitions of the Police and Crime Plan. This includes Key Performance Indicators (KPIs) and an assessment of positive and negative performance exceptions based on their 'Red, Amber, Green' (RAG) status.

2. RECOMMENDATIONS

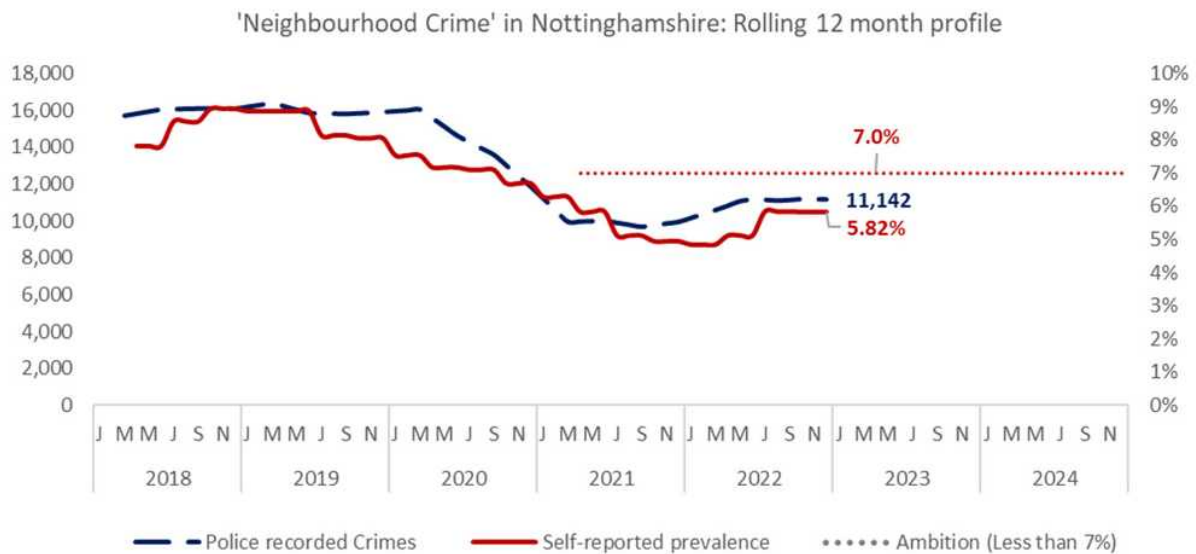
- 2.1 The Police and Crime Panel is invited to scrutinise the contents of this report and seek assurance on any specific areas of concern. The Panel is also invited to request further information where required and make relevant observations and recommendations within the scope of their role¹.
- 2.2 The Police and Crime Panel has a statutory duty² to scrutinise performance in delivering the ambitions of the Police and Crime Plan. This report is designed to assist the Police and Crime Panel in fulfilling this responsibility.

¹ [Police and Crime Panels: A Guide to Scrutiny](#), Local Government Association, Updated 2016

² *Police Reform and Social Responsibility Act 2011*

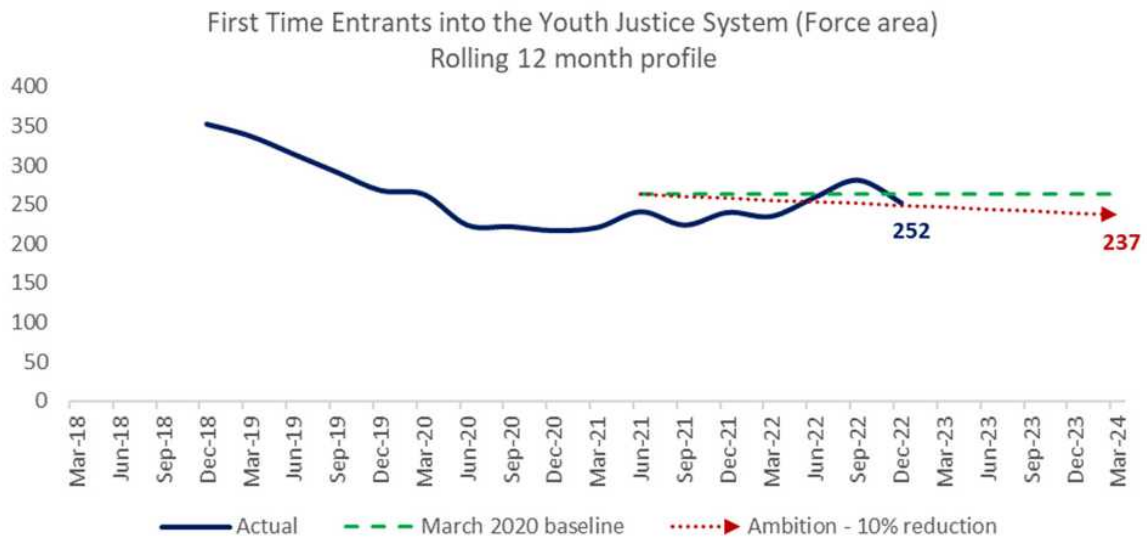
3. Positive exceptions

3.1 Self-reported experience of neighbourhood crime (5.8%) remains significantly lower than the pre-Covid baseline year (7.5%) and the reduction ambition (<7.0%). The police recorded crime picture continues to mirror this trend, with neighbourhood crime rates remaining 31% lower than the pre-pandemic level (year to March 2020). As at November 2022, Nottinghamshire displayed the 12th lowest rate of vehicle crime and 17th lowest rate of residential burglary and per 1,000 population among all 43 police forces in England and Wales.



3.2 Positively, there are now indications that feelings of safety (57.8%) may be increasing across Nottinghamshire after falling to the lowest level on record during 2022 (56.3%). Work continues as part of the Safer Streets programme and in response to the Night Time Economy Needs Assessment to improve feelings on safety within various priority localities across Nottinghamshire.

3.3 The number of first time entrants (FTE) into the Youth Justice System across Nottinghamshire (252) have fallen to levels lower than the pre-pandemic baseline (263) in the year to December 2022 and are now on track to meet the target 10% reduction ambition of 237 by March 2024. This follows a rise in FTEs in the both the City and County during Summer 2022. Rates of FTE in the City, however, remain higher than that of other comparable local authority areas. A Task and Finish Group has been established in the City to better understand the reasons for this.

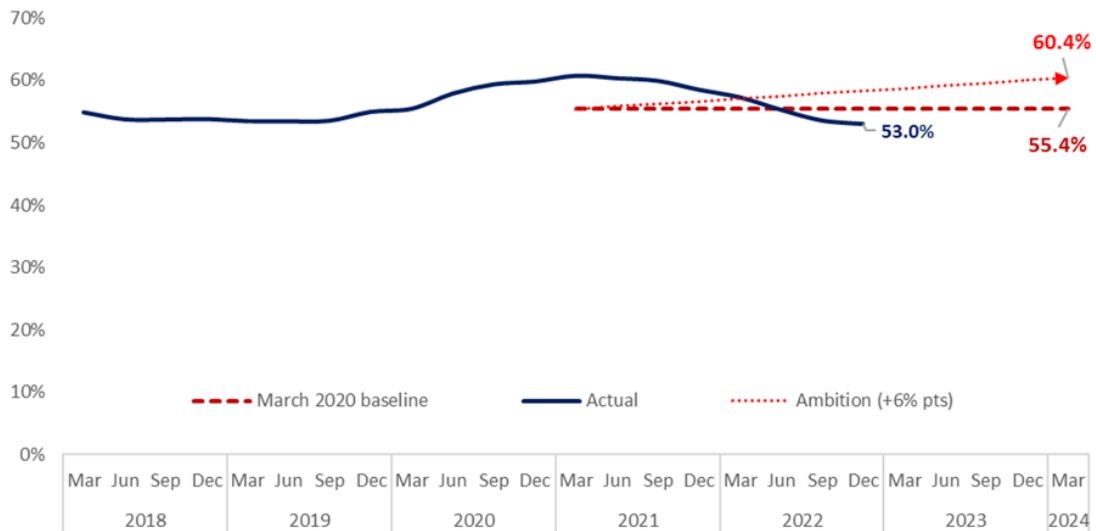


- 3.4 Reporting of domestic abuse has also increased by around 9% over the last year to a level 8% higher than the comparable pre-covid period. This is in line with the Commissioner’s ambition to increase public confidence in the disclosure of domestic abuse offences. Positively, the Police and Crime Survey indicates that there has been no significant change in the underlying self-reported prevalence of domestic abuse crimes during this period, whilst the repeat victimisation rate for domestic abuse remains stable at 33.4%.
- 3.5 Nottinghamshire continues to demonstrate significant reductions in levels of repeat reoffending (-70%) among those subject to Integrated Offender Management arrangements. Around 291 offenders are currently being managed via the scheme, with around 80 being successfully removed during the year following evidenced reductions in their criminogenic needs.
- 3.6 Nottinghamshire maintains one of the strongest levels of 999 call answering performance in the country. Abandonment rates for the 999 (0.4%) and 101 (1.6%) services remain low, despite increases in overall call demand for both 999 (+14.0%) and 101 (+22.6%).
- 3.7 The Performance and Insight report also highlights sustained improvements in compliance with the Victims’ Code of Practice over the last year (up from 95.1% to 96.4%), providing assurance that the care needs of victims are being routinely considered and that victims are being offered support and referral to available victim service providers.

4. Negative exceptions

- 4.1 Public confidence in the police has been in decline since March 2021, with indications that this forms part of a wider national trend³. The proportion of respondents to the Police and Crime Survey stating that they have confidence (53.0%) in the police has deteriorated by 5.4% points over the last year to a level below the March 2020 baseline year (55.4%) and the milestone improvement ambition of 57.5%.
- 4.2 The OPCC has undertaken a detailed analysis of the survey findings and is working with neighbourhood policing teams to develop engagement strategies to help drive improvements in public confidence in the police at a local level.

% Respondents agree that they have confidence in the police in their area
Nottinghamshire Police and Crime Survey



	Year to March 2020	Year to Dec 2022	Percentage Change
South Notts	61.7%	54.1%	-7.6%
Nottingham	59.3%	55.0%	-4.3%
Mansfield & Ashfield	49.5%	52.7%	+3.2%
Bassetlaw, Newark & Sherwood	46.9%	49.0%	+2.1%
Police Force Area	55.4%	53.0%	-2.4%

- 4.3 Levels of reported online fraud have continued to increase since March 2020, with an 18% (+659) increase recorded by police in the latest year. The proportion of respondents to the Police and Crime Survey that report having experienced

³ [YouGov](#) routinely asks the British public about their confidence in the police to deal with crime in their local area. The proportion of respondents stating that they had confidence in the police fell from 53% in March 2020 to 43% in October 2021. The Crime Survey for England and Wales provides the most robust national indicator of trust and confidence in the police, however these questions were temporarily suspended in March 2020 when the Telephone Based Crime Survey was introduced to address Coronavirus-related fieldwork challenges.

fraud or attempted fraud (18.6%) has stabilised since December 2021 but remains significantly higher than the pre-Covid baseline (13.0%).

5. Decisions

5.1 None – this is an information report.

6. Human Resources Implications

6.1 None - this is an information report.

7. Equality Implications

7.1 The Commissioner's decisions and strategic direction are fully compliant with the Equality Act 2020

8. Risk Management

8.1 There are no significant risks within this report that would need to be drawn to the attention of the Police and Crime Panel.

9. Policy Implications and links to the Police and Crime Plan Priorities

9.1 This report provides members with an update on performance in respect of the Make Notts Safe Plan.

10. Changes in Legislation or other Legal Considerations

10.1 Changes to the Specified Information Order came into force on 31 May 2021 requiring Police and Crime Commissioners to publish a statement on how their force is performing in relation to key national priorities for policing on their websites

10.2 The Commissioner has taken steps to ensure compliance with the amended legislation and will be publishing a statement on how the force is performing in relation to the national police outcomes framework when publishing her statutory Police and Crime Plan.

11. Details of outcome of consultation

11.1 The Chief Constable has been sent a copy of this report.

12. Appendices

A. Nottinghamshire Performance and Insight report to March 2022

13. Background Papers (relevant for Police and Crime Panel Only)

Make Notts Safe Plan 2021 - 2025

For any enquiries about this report please contact:

Sharon Caddell, Chief Executive and Monitoring Officer of the Nottinghamshire Office of the Police and Crime Commissioner, ExecutiveSupport@notts.police.uk,
Tel: 0115 8445998

Dan Howitt, Head of Strategy and Performance of the Nottinghamshire Office of the Police and Crime Commissioner, ExecutiveSupport@notts.police.uk, Tel: 0115 8445998