












Highways Development Control Indicators Q1 Period

Appendix 4

Highway Development Control	Performance Measures								Comments
	Q1	Q2	Q3	Q4	Q1	Target	Status	Trend	
	15/16	15/16	15/16	15/16	16/17				
Development Control Applications	95.2%	94.4%	95.0%	86.75%	87.0%	95.0%			There have been a total of 810 formal applications received with 87% of these responded to within the 21 day deadline with the target being 95%.
Development Control Pre-applications	97.1%	92.0%	98.0%	93.7%	91.0%	90.0%			There have been 147 informal applications received with 91% responded to within the 21 day deadline, this is within the target of 90%.

Key symbols table:

Status	Indicators	Trend	Base this on change from same period last year
	Below target by more than 10%		Improving trend
	Below target by up to 10%		Deteriorating trend
	On or above target		No change
	No reported data or no target		