
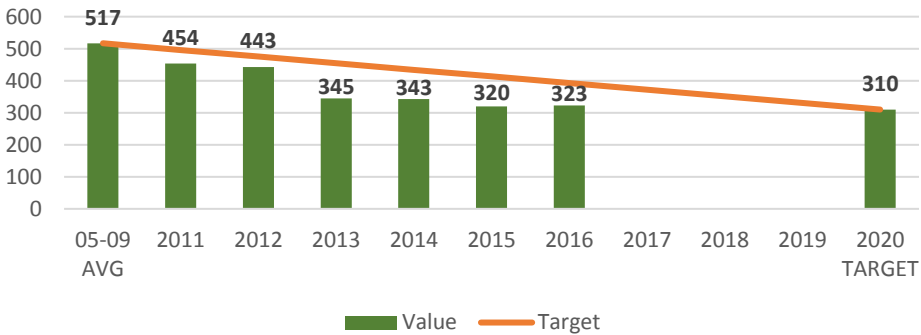

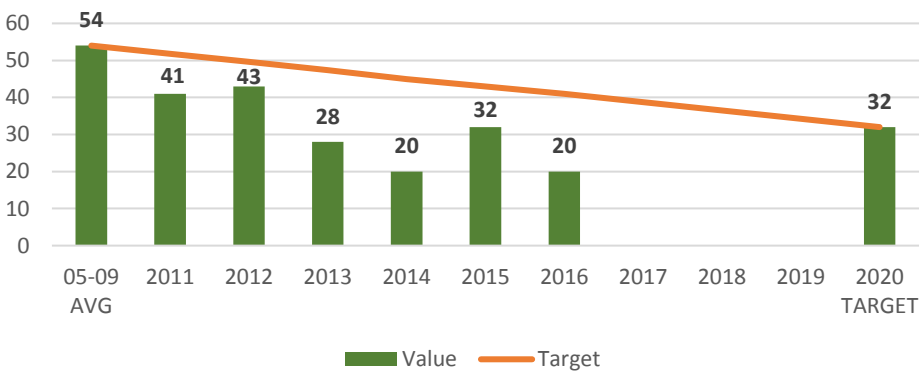


Road Safety Performance Indicators (Annual)

Appendix 2A

Indicator description	Actual Value	Target	Status	Chart	Comments																											
Reduce the number of people killed or seriously injured in road traffic collisions	323	393		<p data-bbox="936 427 1624 485">Progress on Nottinghamshire County 2020 target for a 40% reduction in KSI casualties</p>  <table border="1" data-bbox="815 507 1733 842"> <thead> <tr> <th>Year</th> <th>Value</th> <th>Target</th> </tr> </thead> <tbody> <tr> <td>05-09 AVG</td> <td>517</td> <td>517</td> </tr> <tr> <td>2011</td> <td>454</td> <td>480</td> </tr> <tr> <td>2012</td> <td>443</td> <td>460</td> </tr> <tr> <td>2013</td> <td>345</td> <td>440</td> </tr> <tr> <td>2014</td> <td>343</td> <td>420</td> </tr> <tr> <td>2015</td> <td>320</td> <td>400</td> </tr> <tr> <td>2016</td> <td>323</td> <td>380</td> </tr> <tr> <td>2020 TARGET</td> <td>310</td> <td>310</td> </tr> </tbody> </table>	Year	Value	Target	05-09 AVG	517	517	2011	454	480	2012	443	460	2013	345	440	2014	343	420	2015	320	400	2016	323	380	2020 TARGET	310	310	<p data-bbox="1787 469 2022 804">In 2016 there were 323 people killed or seriously injured. This is a reduction of 37.5% compared with the 2005-9 average of 517 and puts us on target to meet the 40% reduction required by 2020.</p>
Year	Value	Target																														
05-09 AVG	517	517																														
2011	454	480																														
2012	443	460																														
2013	345	440																														
2014	343	420																														
2015	320	400																														
2016	323	380																														
2020 TARGET	310	310																														
Reduce the number of children killed or seriously injured in road traffic accidents	20	41		<p data-bbox="936 898 1624 957">Progress on Nottinghamshire County 2020 target for a 40% reduction in child KSI casualties</p>  <table border="1" data-bbox="815 979 1733 1353"> <thead> <tr> <th>Year</th> <th>Value</th> <th>Target</th> </tr> </thead> <tbody> <tr> <td>05-09 AVG</td> <td>54</td> <td>54</td> </tr> <tr> <td>2011</td> <td>41</td> <td>48</td> </tr> <tr> <td>2012</td> <td>43</td> <td>46</td> </tr> <tr> <td>2013</td> <td>28</td> <td>44</td> </tr> <tr> <td>2014</td> <td>20</td> <td>42</td> </tr> <tr> <td>2015</td> <td>32</td> <td>40</td> </tr> <tr> <td>2016</td> <td>20</td> <td>38</td> </tr> <tr> <td>2020 TARGET</td> <td>32</td> <td>32</td> </tr> </tbody> </table>	Year	Value	Target	05-09 AVG	54	54	2011	41	48	2012	43	46	2013	28	44	2014	20	42	2015	32	40	2016	20	38	2020 TARGET	32	32	<p data-bbox="1787 957 2022 1292">In 2016 there were 20 children killed or seriously injured. This is a reduction of 63% compared with the 2005-9 average of 54 and puts us on target to meet the 40% reduction required by 2020.</p>
Year	Value	Target																														
05-09 AVG	54	54																														
2011	41	48																														
2012	43	46																														
2013	28	44																														
2014	20	42																														
2015	32	40																														
2016	20	38																														
2020 TARGET	32	32																														