











## Highways Flood Risk Management Indicators Q3 Period

## Appendix 4B

Highway Flood Risk Management	Performance Measures						Comments
	Q1	Q2	Q3	Target	Status	Trend from previous quarter	
	16/17	16/17	16/17				
Flood Risk Management (total) Planning Application Consultations	98.5%	98.3%	97.2%	95.0%			There have been a total of 396 formal applications received so far in 2016/17 with 98% of these responded to within the 21-day deadline with the target being 95%.
Flood Risk Management Major and Bespoke Planning Application Consultations	98.2%	98%	96.9%	95.0%			There have been total of 257 formal applications received so far in 2016/17 with 97.7% of these responded to within the 21-day deadline, this is above the target of 95%.

### Key symbols table:

Status	Indicators	Trend	
	Below target by more than 10%		Improving trend
	Below target by up to 10%		Deteriorating trend
	On or above target		No change
	No reported data or no target		