

<b>For Consideration</b>	
<b>Public/Non Public*</b>	<b>Public</b>
<b>Report to:</b>	<b>Police and Crime Panel</b>
<b>Date of Meeting:</b>	<b>21 November 2022</b>
<b>Report of:</b>	<b>Commissioner Henry (PCC)</b>
<b>Report Author:</b>	<b>Dan Howitt</b>
<b>E-mail:</b>	<a href="mailto:ExecutiveSupport@notts.police.uk">ExecutiveSupport@notts.police.uk</a>
<b>Other Contacts:</b>	<b>None</b>
<b>Agenda Item:</b>	<b>7</b>

## **POLICE AND CRIME PLAN PERFORMANCE UPDATE TO SEPTEMBER 2022**

### **1. PURPOSE OF THE REPORT**

- 1.1 This report provides the Police and Crime Panel with an update on performance in delivering against the 2021-25 Nottinghamshire Police and Crime Plan based on the Performance and Insight report to September 2022 shown at Appendix A.
- 1.2 The Performance and Insight report is compiled by the force and OPCC on a quarterly basis and is used to track a wide range of indicators and outcomes directly linked to the ambitions of the Police and Crime Plan. This includes a number of Key Performance Indicators (KPIs) highlighted within the report and an assessment of positive and negative performance exceptions identified according to their 'Red, Amber, Green' (RAG) status.

### **2. RECOMMENDATIONS**

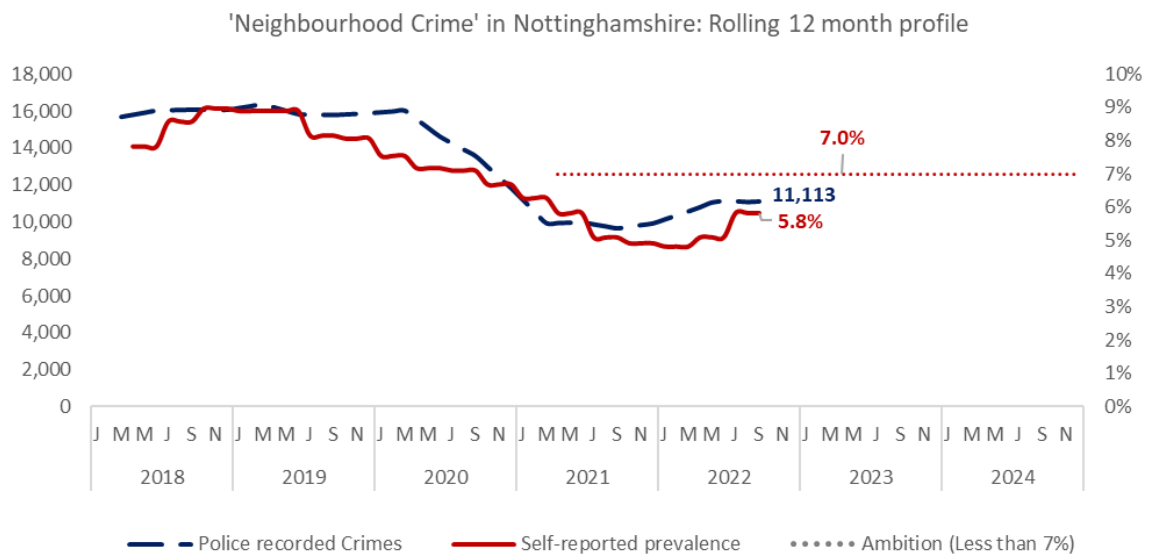
- 2.1 The Police and Crime Panel is invited to scrutinise the contents of this report and seek assurance on any specific areas of concern. The Panel is also invited to request further information where required and make relevant observations and recommendations within the scope of their role<sup>1</sup>.
- 2.2 The Police and Crime Panel has a statutory duty<sup>2</sup> to scrutinise performance in delivering the ambitions of the Police and Crime Plan. This report is designed to assist the Police and Crime Panel in fulfilling this responsibility.

<sup>1</sup> [Police and Crime Panels: A Guide to Scrutiny](#), Local Government Association, Updated 2016

<sup>2</sup> *Police Reform and Social Responsibility Act 2011*

### 3. Positive exceptions

3.1 Self-reported experience of neighbourhood crime remains significantly lower than the pre-Covid baseline year and the reduction ambition (<7.0%), with only 5.8% of survey respondents stating that they have experienced a neighbourhood crime in the last year. The police recorded crime picture mirrors this trend, with neighbourhood crime rates remaining 31% lower than the pre-pandemic level (year to March 2020). As at August 2022, Nottinghamshire displayed the 11<sup>th</sup> lowest rate of residential burglary and 12<sup>th</sup> lowest rate of burglary and vehicle offences per 1,000 population among all 43 police forces in England and Wales.



3.2 Police proactivity in identifying possession of weapon offences has increased markedly over the last year (+30%) with around 1,374 offences recorded in the year to September 2022. This positive proactive enforcement approach remains instrumental in reducing the risk of harm and serious injury.

3.3 Reporting of domestic abuse has also increased by around 12% over the last year to a level 6% higher than the comparable pre-covid period. This in line with the Commissioner’s ambition to increase public confidence in the disclosure of domestic abuse offences. Positively, the Police and Crime Survey indicates that there has been no significant change in the underlying self-reported prevalence of domestic abuse crimes during this period, whilst the repeat victimisation rate for domestic abuse remains stable at 33.3%.

3.4 Nottinghamshire continues to demonstrate significant reductions in levels of repeat reoffending (-70%) among those subject to Integrated Offender Management arrangements. Around 291 offenders are currently being managed

via the scheme, with around 80 being successfully removed during the year following evidenced reductions in their criminogenic needs.

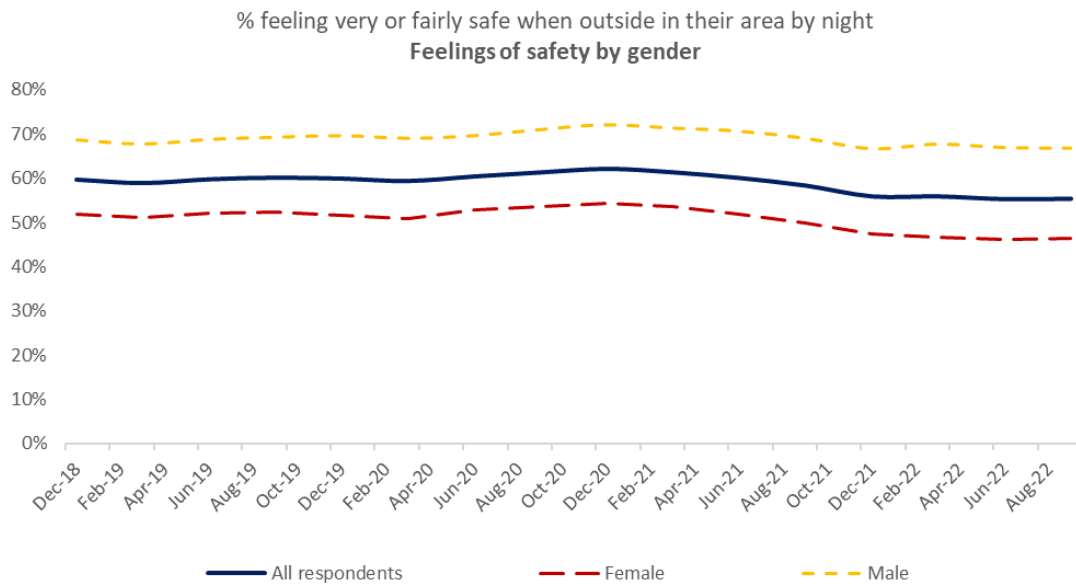
- 3.5 Nottinghamshire maintains one of the strongest levels of 999 call answering performance in the country, with 88.7% of calls being answered in under 10 seconds. Abandonment rates for the 999 (0.4%) and 101 (1.4%) services remain low, despite increases in overall call demand for both 999 (+15.6%) and 101 (+20.6%).

Police officer service strength has increased by 6.8% over the last year, with the deployable officer headcount increasing by 9.9%. Nottinghamshire Police has delivered over and above their uplift target of 357 additional police officers, completing the recruitment process a year ahead of schedule. The force is now developing plans to recruit at least 50 additional uplift officers while embedding the Degree Holder Entry Programme (DHEP) and Digital Policing Programme (DPP).

- 3.6 The Performance and Insight report also highlights sustained improvements in compliance with the Victims' Code of Practice over the last year (up from 95.1% to 96.4%), providing assurance that the care needs of victims are being routinely considered and that victims are being offered support and referral to available victim service providers.

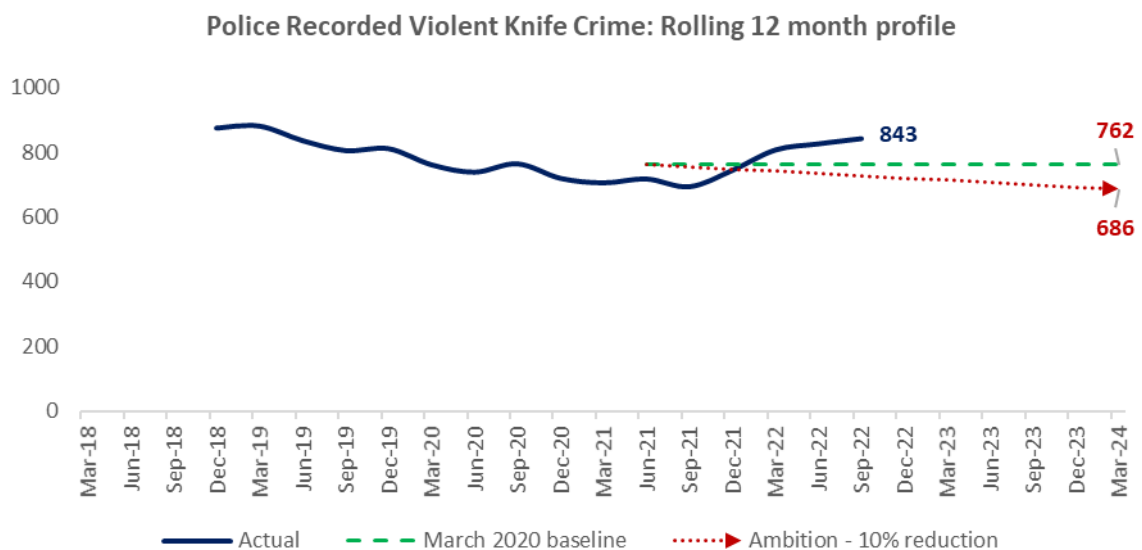
#### **4. Negative exceptions**

- 4.1 The Police and Crime Survey highlights ongoing reductions in feelings of safety in the area outside after dark, with the proportion of respondents stating that they feel very or fairly safe having fallen from 59% to 56% over the last year – to a level significantly lower than the pre-pandemic baseline (60.4%).

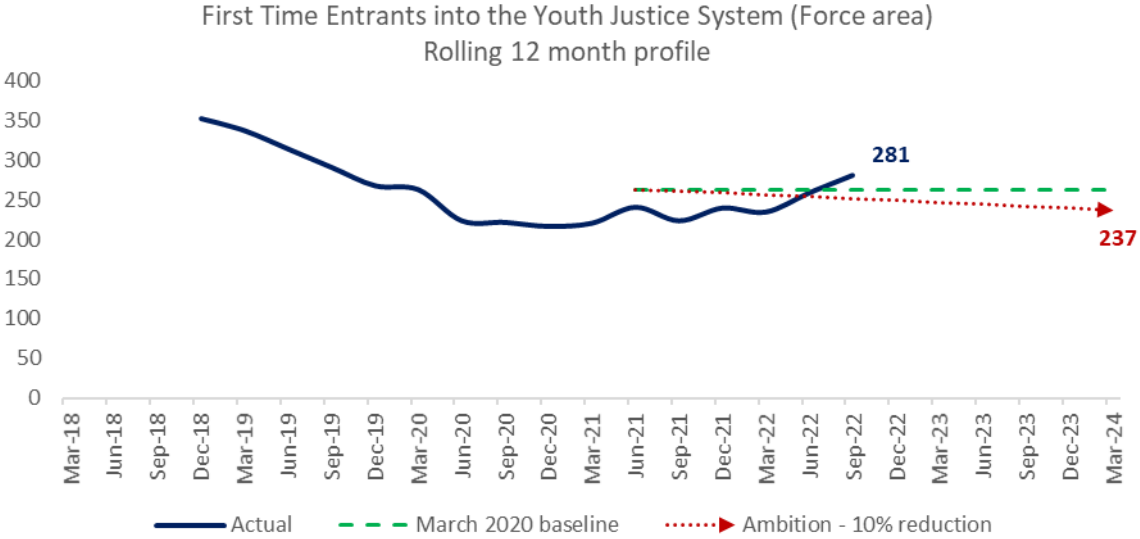


4.2 There remains a significant gender gap in respect of feelings of safety outside in the area after dark, with females (46.4%) generally reporting significantly lower feelings of safety than males (66.8%). Full time students are among the groups reporting the greatest deterioration in feelings of safety since March 2020 (down from 50.4% to 36.9%).

4.3 The Performance and Insight report also highlights a continued increase in violent knife crime (21.5%) in the year to September 2022, with offence rates now exceeding levels recorded during the pre-COVID baseline year (2019/20). The increase has been reflected nationally, with ONS data showing a 10% increase for England and Wales for the year to March 2022.



4.4 The number of first time entrants (FTE) into the Youth Justice System across Nottinghamshire has been rising since March 2022, marking a 25% increase on the previous year. Increases have been reflected across both the city (+19%) and county (+34%), with the city seeing a more pronounced rise in the latest quarter.

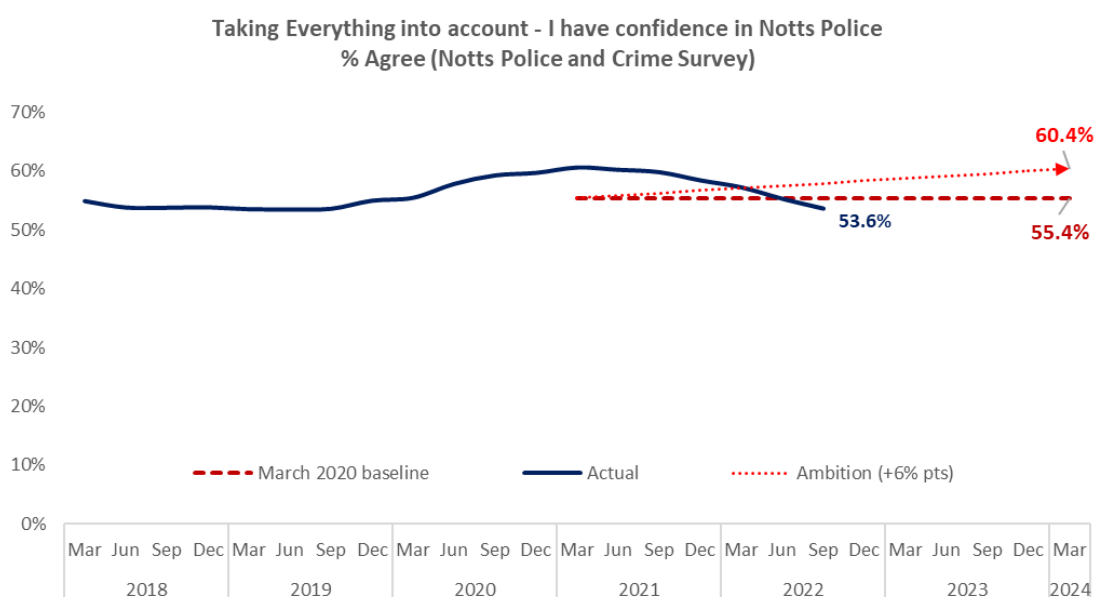


4.5 Public confidence in the police has been in decline since March 2021, with indications that this forms part of a wider national trend<sup>3</sup>. The proportion of respondents to the Police and Crime Survey stating that they have confidence (55.3%) in the police has deteriorated by 5% points over the last year to a level comparable to the March 2020 baseline year (55.4%), but below the milestone improvement ambition of 57.5%. The OPCC has undertaken a detailed analysis of the survey findings and is working with neighbourhood policing teams to develop engagement strategies to help drive improvements in public confidence in the police at a local level.

% Respondents agree that they have confidence in the police in their area  
Nottinghamshire Police and Crime Survey

	Year to March 2020	Year to Sept 2022	Percentage Change
South Notts	61.7%	54.9%	-6.8%
Nottingham	59.3%	55.5%	-3.8%
Mansfield & Ashfield	49.5%	54.8%	+5.3%
Bassetlaw, Newark & Sherwood	46.9%	47.6%	+0.7%
<b>Police Force Area</b>	<b>55.4%</b>	<b>53.6%</b>	<b>-1.8%</b>

<sup>3</sup> [YouGov](#) routinely asks the British public about their confidence in the police to deal with crime in their local area. The proportion of respondents stating that they had confidence in the police fell from 53% in March 2020 to 43% in October 2021. The Crime Survey for England and Wales provides the most robust national indicator of trust and confidence in the police, however these questions were temporarily suspended in March 2020 when the Telephone Based Crime Survey was introduced to address Coronavirus-related fieldwork challenges.



4.6 Levels of reported online fraud have continued to increase since March 2020, with an 18% (+657) increase recorded by police in the latest year. The proportion of respondents to the Police and Crime Survey that report having experienced fraud or attempted fraud (19.2%) has stabilised since December 2021 (21.4%) but remains significantly higher than the pre-Covid baseline (13.0%).

4.7 The force is implementing plans to bolster the pool of cadets and volunteers within Nottinghamshire Police following a hiatus in cadet recruitment and reductions in the volunteer pool seen since the outbreak of the Covid pandemic. Positively, many Specials have been recruited as Police Constables as part of the ongoing uplift programme and work is now underway to replenish the number of Specials available.

**5. Decisions**

5.1 None – this is an information report.

**6. Human Resources Implications**

6.1 None - this is an information report.

**7. Equality Implications**

7.1 The Commissioner’s decisions and strategic direction are fully compliant with the Equality Act 2020

## **8. Risk Management**

- 8.1 There are no significant risks within this report that would need to be drawn to the attention of the Police and Crime Panel.

## **9. Policy Implications and links to the Police and Crime Plan Priorities**

- 9.1 This report provides members with an update on performance in respect of the Make Notts Safe Plan.

## **10. Changes in Legislation or other Legal Considerations**

- 10.1 Changes to the Specified Information Order came into force on 31 May 2021 requiring Police and Crime Commissioners to publish a statement on how their force is performing in relation to key national priorities for policing on their websites

- 10.2 The Commissioner has taken steps to ensure compliance with the amended legislation and will be publishing a statement on how the force is performing in relation to the national police outcomes framework when publishing her statutory Police and Crime Plan.

## **11. Details of outcome of consultation**

- 11.1 The Chief Constable has been sent a copy of this report.

## **12. Appendices**

- A. Nottinghamshire Performance and Insight report to March 2022

## **13. Background Papers (relevant for Police and Crime Panel Only)**

Make Notts Safe Plan 2021 - 2025

For any enquiries about this report please contact:

Sharon Caddell, Chief Executive and Monitoring Officer of the Nottinghamshire Office of the Police and Crime Commissioner, [ExecutiveSupport@notts.police.uk](mailto:ExecutiveSupport@notts.police.uk),  
Tel: 0115 8445998

Dan Howitt, Head of Strategy and Performance of the Nottinghamshire Office of the Police and Crime Commissioner, [ExecutiveSupport@notts.police.uk](mailto:ExecutiveSupport@notts.police.uk), Tel: 0115 8445998