























Annual Financial Value of Contract Range	Category
More than or equal to £1,000,000	High
£100,000 to £999,999	Medium High
£20,000 to £99,999	Medium
Less than or equal to £19,999	Low

↑	Change from previous month > 5%
↔	Equal to previous month by +/- 5%
↓	Change from previous month < 5%

Service, Provider and Outcome	Contract Value Category	Public Health Outcomes Indicator	Performance Indicators	Q1	Q2	Q3	Q4	2016/17 Total Achieved	Annual Target	% of target met	Notes	Trend
National Child Measurement Programme To achieve a sustained downward trend in the level of excess weight in children by 2020	Medium High	2.06	% of children in Reception with height and weight recorded	Academic year 2016+C16/17 published end of Nov/Dec by HSCIC				0%	n/a	n/a		
			% of children in Year 6 with height and weight recorded	Academic year 2016+C16/17 published end of Nov/Dec by HSCIC				0%	n/a	n/a		
			Parents/Carers receive the information regarding their child within 6-weeks post measurement	Academic year 2016+C16/17 published end of Nov/Dec by HSCIC				0%	n/a	n/a		
NHS Health Check Assessments To reduce early mortality and improve quality of life for individuals with Long Term Conditions (LTC) County & Bassetlaw GP's	Medium High	2.22	No. of eligible patients who have been offered health checks	8539	↔ 8539			17078	51,497	33%		
			No. of patients offered who have received health checks	5299	↔ 5292			10591	33,988	31%		
			No. of patients who have been identified as high risk and referred to other services as a result of a health check	291	↔ 250			541	n/a	n/a	No target as there is no 'good' or 'bad' direction	
Doncaster and Bassetlaw Hospitals												
Integrated Sexual Health Services Promotion of the prevention of Sexually Transmitted Infections including HIV Increased knowledge and awareness of all methods of contraception amongst all groups in the local population	High	2.04, 3.02, 3.04	Total number of filled appointments	2431	↔ 2426			4857	Baseline	n/a		
			Total number patients who receive full sexual health screen	527	↑ 622			1149	TBA	n/a		
			Number and % new service users accepting a HIV test	613 (30%)	↓ 498(44%)			37%	60%	62%		
			% 15-24 year olds in contact with the service accepting a chlamydia screen	68%	↑ 77%			73%	75%	97%		
			Number and % screens with a positive Chlamydia result	88 (9%)	↔ 79(8%)			9%	7.50%	113%		
			% of women aged 15-24 receiving contraception who accept LARC	42%	↔ 44%			43%	30%	143%		
			Number of women accessing Emergency Hormonal Contraception accept LARC	25	↑ 43			68	Baseline	n/a		
Sherwood Forest Hospital Trust												
Integrated Sexual Health Services Promotion of the prevention of Sexually Transmitted Infections including HIV Increased knowledge and awareness of all methods of contraception amongst all groups in the local population	High	2.04, 3.02, 3.04	Total number of filled appointments	5763	↔ 5964			11727	Baseline	n/a		
			Total number patients who receive full sexual health screen	1344	↔ 1388			2732	TBA	n/a		
			Number and % new service users accepting a HIV test	1363 (36%)	↑ 1424 (30%)			33%	60%	55%		
			% 15-24 year olds in contact with the service accepting a chlamydia screen	56%	↓ 44%			50%	75%	67%		
			Number and % screens with a positive Chlamydia result	355 (18%)	↓ 251(12%)			15%	7.50%	200%		
			% of women aged 15-24 receiving contraception who accept LARC	49%	↔ 47%			48%	30%	160%		
			Number of women accessing Emergency Hormonal Contraception accept LARC	29	↑ 45			74	Baseline	n/a		

Nottingham University Hospital										
High	2.04, 3.02, 3.04	Total number of filled appointments	3043	↑ 7653			10696	Baseline	n/a	
		Total number patients who receive full sexual health screen	1089	↑ 1312			2401	TBA	n/a	
		Number and % new service users accepting a HIV test	1272 (74%)	↔ 1352(76%)			75%	60%	125%	
		% 15-24 year olds in contact with the service accepting a chlamydia screen	55%	↑ 58%			57%	75%	75%	
		Number and % screens with a positive Chlamydia result	11 (12%)	↓ 6(6%)			9%	7.50%	120%	
		% of women aged 15-24 receiving contraception who accept LARC	33%	↔ 34%			34%	30%	112%	
		Number of women accessing Emergency Hormonal Contraception accept LARC	55	↑ 81			136	Baseline	n/a	
Community Pharmacies - Nottinghamshire County & Bassetlaw LCPHS - Emergency Hormonal Contraception (EHC)										
Medium	2.04, 3.02, 3.04	Number of women under the age of 20 accessing EHC from Community Pharmacies within the county	63	↑ 88			151	n/a	n/a	
GP's - Nottinghamshire County & Bassetlaw LCPHS - Sub Dermal Implants/Long Acting Reversible Contraception (LARC)										
Medium High	2.04, 3.02, 3.04	Total number of LARC insertions	1014	↓ 768			1782	n/a	n/a	

Alcohol and Drug Misuse Services Reduction in Alcohol related admissions to hospital Reduction in mortality from liver disease Successful completion of drug treatment Change Grow Live	High	1.05, 1.03, 1.15, 1.04, 2.18, 1.13	Number of successful exits (ie planned)	285	↓ 242			527	April-June Target 150	190%	Targets set quarterly	
			Number of new treatment journeys	1406	↑ 1647			3053	April-June Target 1566	195%		
			Number of unplanned exits	144	↑ 167			311	n/a	n/a		
			Total number of service users	3814				3814	10301	37%		50% 9954 year 2 50% 10,647 year 3
Tobacco Control and Smoking Cessation Reduce adult (aged 18 or over) smoking prevalence Behaviour change and social attitudes towards smoking Prevalence rate of 18.5% by the end of 2015/16 Solutions4Health	High	2.9, 2.3, 2.14	Four-week smoking quitter rate									
			Pregnant Smokers	31	↓ 5			36	500	7%	Total quits 1,024 as these figures include 53 out of area clients. Overall Annual target 5,000 20.48% of overall target reached in quarter 2. Will increase due to paperbased system	
			Routine and Manual Workers	150	↓ 142			292	1500	19%		
			Under 18 Smokers	8	↓ 4			12	200	6%		
			Other Smokers	396	↓ 341			737	2800	26%		
Obesity Prevention and Weight Management (OPWM) To achieve a downward trend in the level of excess weight in adults by 2020 A sustained downward trend in the level of excess weight in children by 2020 Utilisation of green space for exercise/health reasons Everyone Health	High	1.16, 2.06, 2.11, 2.12, 2.13	Number of new assessments									
			Adults - Tier 2	134	↓ 68			202	258	78%		
			Adults - Tier 3	222	↓ 133			355	400	89%		
			Children & Young People - Tier 2	17	↑ 28			45	108	42%		
			Children & Young People - Tier 3	15	↔ 14			29	98	30%		
			Maternity	5	↑ 8			13	104	13%		
			Post-bariatric reviews	5	↑ 13			18	60	30%		
			Adults, Children & Young People combined service users	1509	↑ 6704			8213	6,794	121%		
Domestic Abuse Services Reduction in Violent crime Reduction in Domestic violence WAIS & NWA	Medium	1.11	No of adults supported	572	↓ 392			964	2504	38%		
			No of children, young people & teenagers supported	114	↑ 136			250	776	32%		
Seasonal Mortality Reduction in excess winter deaths Nottingham Energy Partnership - Healthy Housing	Medium	4.15	Number of people from the target groups given comprehensive energy efficiency advice and/or given help and advice to switch energy supplier or get on the cheapest tariff	30	↑ 56			86	288	30%		
			Number of individuals trained to deliver Brief Interventions i.e. number of people attending the training courses	19	↑ 56			75	185	41%		
Social Exclusion To improve outcomes for older people by reducing risk and health impacts of loneliness The Friary Drop-in Centre	Medium	1.18	Number of one-to-one specialist advice interviews undertaken	2042	↓ 1447			3489	n/a	n/a		
			Number of emergency parcels provided	1294	↓ 1091			2385	Baseline Q1	n/a		
Public Health Services for Children and Young People aged 0-19	High	1.01, 1.02, 2.02, 2.03, 2.05, 2.06	% of mothers who receive a face to face antenatal contact	73%	↔ 76%			75%	75%	99%		
			Number of brief interventions offered by school nurses and delivered with children and young people by public health topic	1830	↓ 562			2392	n/a	n/a		
			% of children who received a 2.5 year review	88%	↔ 88%			88%	95%	93%		
			% of under 18 years or low income mothers who qualify for Healthy Start that have received Healthy Start advice	75%	↓ 65%			70%	75%	93%		
			% of family nurse partnership clients enrolled by 16th week of pregnancy	64%	↑ 100%			82%	60%	137%		
Oral Health Promotion Services	Medium	4.02	% of service users surveyed who receive oral health advice/resources who report that it is very useful.	93%	↔ 92%			93%	80%	116%		
			% of frontline staff trained who say they have gained knowledge and confidence in delivering oral health brief interventions.	100%	↔ 100%			100%	80%	125%		

			% of parents/carers with a child aged 1 year who receive oral health brief advice.	74%	↓ 59%			67%	75%	89%		
Suicide prevention and Mental Health Awareness Training Kaleidoscope	Medium	2.23, 4.10	Tier 1 Population based suicide prevention awareness campaign in line with national suicide prevention	0	↑ 1			1	2	50%		
			Tier 2 Mental health community workshops focusing on building resilience & preventing mental health problems using Five Ways to Wellbeing	2	↑ 4			6	14	43%		
			Tier 3 Recruitment, selection & co-ordination for 1/2 day mental health First Aid LITE course	1	↓ 0			1	7	14%		
			Tier 4 Recruitment, selection & co-ordination for 2 day ASIST Suicide Prevention training	0	↑ 1			1	2	50%		

Note: this summary contains performance information on activities being supported with Public Health grant outside of the Public Health division.

Service and Outcome	Public Health grant realignment allocation	Actual realignment expenditure 2015/16	Performance Indicators	Q1	Q2	Q3	Q4	2016/17 Total Achieved	Annual Target	% of target met	Notes	Trend
Illicit Tobacco Prevention and Enforcement Reduce adult (aged 18 or over) smoking prevalence behaviour change and social attitudes towards smoking prevalence rate of 18.5% by the end of 2015/16 Trading Standards and Nottinghamshire Police	Medium High	2.14	Illicit Cigarettes seized	242760	↓ 226620			469380	Increase on 15/16 >575,045	42%		
			Estimated retail value: counterfeit seized products (Based on retail value of £9 cigs and £18 HRT)	£168,840	↓ £116,541			£285,381.00	Increase on 15/16 >£296,091	96%		
Healthy Ageing Schemes Improve health related quality of life for older people	Handy Person's Adaptation Scheme (contribution)											
	Medium	2.24, 4.14	Number of adaptations undertaken	934	↑ 1051			1985	Maintain volume	Achieved		
	Stroke Association											
	Medium	4.04	Number of clients	54	↑ 67			121	320	38%		
	Older Person's Early Intervention Scheme (contribution)											
	Medium High	4.13	Age UK - Number of referrals	354	↑ 471			825	n/a	n/a		
			Metropolitan - Number of referrals	451	↑ 497			948	n/a	n/a		
			NCHA - Number of referrals	62	↑ 81			143	n/a	n/a		
	Notts Help Yourself											
	Medium	4.03, 4.13	Website hits (millions)					0	1.5	0%	Reported annually	
% satisfaction in user surveys							n/a	n/a	n/a	Reported annually		
Children's Centres To improve school readiness among children, contribute to targets around dental health, breastfeeding, healthy weight, smoking, hospital admissions for non-accidental injury	High	2.05	% of children under five registered with a children's centre	95%	↔ 96%			95%	95%	100%		
			Parents completing evidence based parenting programme	1359	↓ 856			2215	2,000	111%		
			% of children achieving a good level of development at end of EYFS		67%			67%	69%	97%	Reported annually in Q2	
Family Nurse Partnership Improve breastfeeding initiation rates and prevalence; contribute to outcomes around smoking status at time of delivery, birth weights, hospital admissions for non-accidental injury	Medium High	2.02	Percentage of clients enrolled by 16th week of pregnancy	64%	↑ 100%			82%	60%	137%		
			Percentage of mothers initiating breastfeeding	44%	↑ 61%			53%	70%	75%		
Young People's Sexual Health: C-Card scheme Reduce teenage conceptions	Low	2.04	Number of young people returning to use the scheme	823				823	1700	48%		
			No of new sites established	9				9	20	45%		
Young Carer's Reduce the number of young people in poverty	Medium	1.01	Number of young carers referred to the service who receive an assessment of need using the EHAF and the MACCA/PANOC assessment.	45	32			77	na	na		
			Young Carers report a reduction in the caring role and/or a reduction in the negative impact of caring					0	na	na	Survey undertaken annually	
Young People's Substance Misuse Services Successful completion of drug treatment Reduce numbers of young people not in education, employment or training	Medium High	2.15	% of planned exits	96%	↔ 95%			96%	80%	119%		
Young People's Supported Accommodation Reduce the number of young people in poverty	Medium	1.01	% of young people maintaining their tenancy or moving on successfully	92%	↔ 89%			91%	95%	95%		

Youth Violence Reduction Reduction in young people offending, First time entrants to youth justice system. Reductions in violent crime	Medium	1.04	First time entrants to youth justice system	49				49	na	na		
Supporting People: Homelessness Support Reduction in statutory homelessness, impacts on alcohol related admissions to hospital	High	1.15	Total Number of Individual Service Users Receiving Support	317	↔	328		645	n/a	n/a	Target is 75% of those moving on in a planned way	
			People moving on in a planned way	68	↑	87		155	75%	24%		
			People Who Have Moved on in an Unplanned Way:	10	↑	20		30	n/a	n/a		
			Utilisation of accommodation	99.80%	↔	100.40%		100.10%	n/a	n/a		
Mental Health Self reported wellbeing, Adults in contact with secondary mental health services who live in stable and appropriate accommodation CoProduction	Medium	4.09	% Improvement in mental health and wellbeing from entry and at 12 months (based on WEMWBS) - mean WEBWBS score	50%	↑	80%		65%	increase over year	achieved		
			% of clients with improvement in WEMWBS scores	50%	↑	80%		65%	increase over year	achieved		
			% of clients in stable accommodation	100%	↔	100%		100%	increase over year	Achieved		
Reduction in statutory homelessness Adults in contact with mental health services who live in stable and appropriate accommodation Moving Forward	Medium	1.15	Number of clients entered the service by quarter	134	↑	142		276	n/a	n/a		
			Number and % of entry clients completing WEMWBS on entry in to the service	78 (58%)	↑	100 (70%)		64%	Q1 40% Q2 60%	58% 70%		
			Number of clients exited the service by quarter	218	↓	140		358	n/a	n/a		
			Number and % of entry clients completing WEMWBS on exit from the service	7 (3%)	↔	8 (6%)		4.5%	Q1 40% Q2 60%	3% 6%		
			On exit WEMWBS score had increased by 3 or more from entry	5	↓	4		9	n/a	n/a		