

For Consideration	
Public/Non Public*	Public
Report to:	Police and Crime Panel
Date of Meeting:	19 September 2022
Report of:	Commissioner Henry (PCC)
Report Author:	Dan Howitt
E-mail:	ExecutiveSupport@notts.police.uk
Other Contacts:	None
Agenda Item:	8

POLICE AND CRIME PLAN PERFORMANCE UPDATE TO JULY 2022

1. PURPOSE OF THE REPORT

- 1.1 This report provides the Police and Crime Panel with an update on performance in delivering against the 2021-25 Nottinghamshire Police and Crime Plan based on the Performance and Insight report to June 2022 shown at Appendix A.
- 1.2 The Performance and Insight report is compiled by the force and OPCC on a quarterly basis and is used to track a wide range of indicators and outcomes directly linked to the ambitions of the Police and Crime Plan. This includes a number of Key Performance Indicators (KPIs) highlighted within the report and an assessment of positive and negative performance exceptions identified according to their 'Red, Amber, Green' (RAG) status.

2. RECOMMENDATIONS

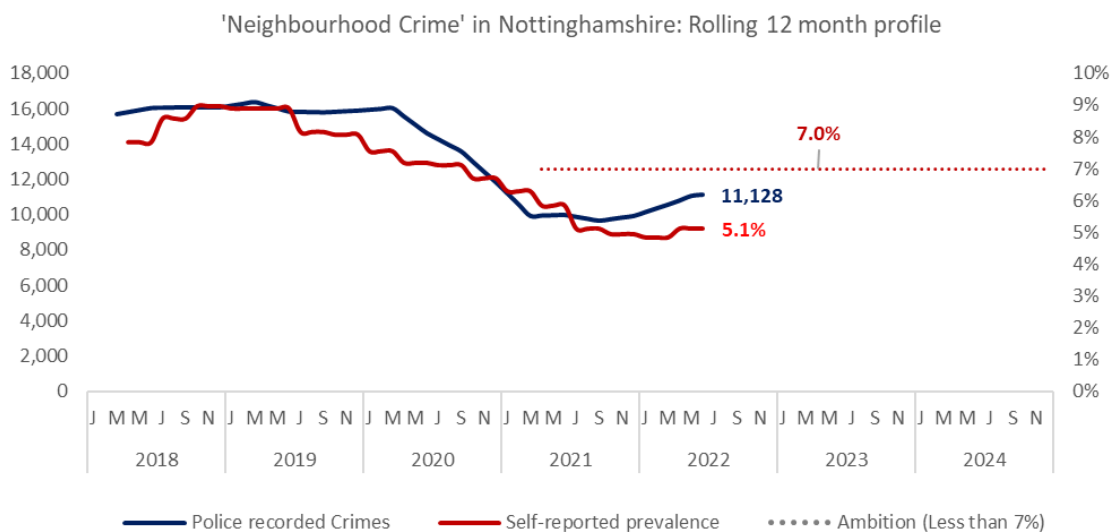
- 2.1 The Police and Crime Panel is invited to scrutinise the contents of this report and seek assurance on any specific areas of concern. The Panel is also invited to request further information where required and make relevant observations and recommendations within the scope of their role¹.
- 2.2 The Police and Crime Panel has a statutory duty² to scrutinise performance in delivering the ambitions of the Police and Crime Plan. This report is designed to assist the Police and Crime Panel in fulfilling this responsibility.

¹ [Police and Crime Panels: A Guide to Scrutiny](#), Local Government Association, Updated 2016

² *Police Reform and Social Responsibility Act 2011*

3. Positive exceptions

3.1 Self-reported experience of neighbourhood crime remains significantly lower than the pre-Covid baseline year and the reduction ambition (<7.0%), with only 5.1% of survey respondents stating that they have experienced a neighbourhood crime in the last year. The police recorded crime picture supports these findings, with neighbourhood crime rates remaining 30% lower than the pre-pandemic level (year to March 2020) and Nottinghamshire maintaining the 12th lowest level of burglary and vehicle crime per 1,000 population among all 43 police forces in England and Wales.



3.2 The OPCC, police and partner agencies have continued to support a diverse range of activity which aims to ensure sustained reductions in neighbourhood crime. These include the proactive work of the Safer Streets Programme, our dedicated burglary and robbery teams and Nottinghamshire’s Integrated Offender Management programme which maintains a priority focus on serious acquisitive offending.

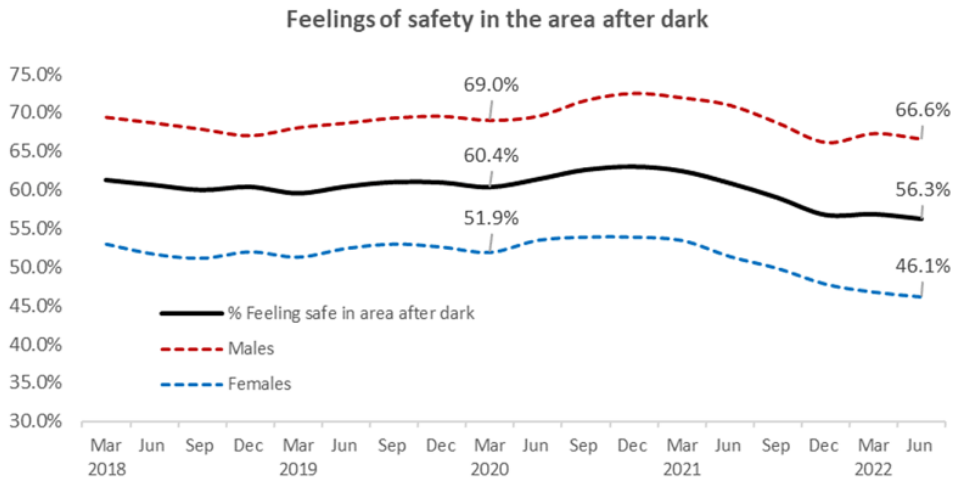
3.3 Use of Domestic Violence Protection Orders and Notices has increased by around 50% over the last year, demonstrating the force’s increasingly proactive approach to tackling domestic crime. The number of domestic homicides recorded by the force remains stable, with an average of 1.3 recorded each year.

3.4 Nottinghamshire maintains one of the strongest levels of 999 call answering performance in the country, with 88.7% of calls being answered in under 10 seconds. Abandonment rates for the 999 (0.2%) and 101 (1.3%) remain low, despite increase in overall call demand for both 999 (+15.2%) and 101 (+15.6%).

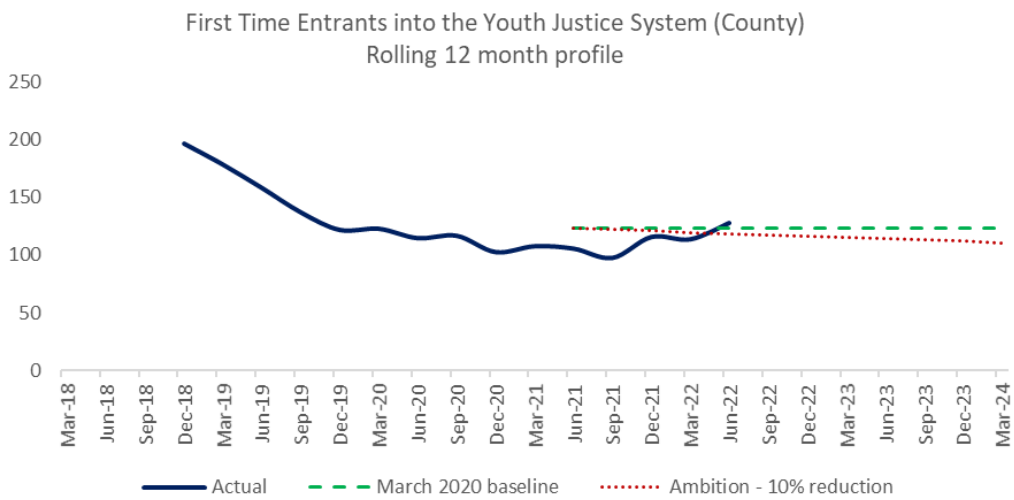
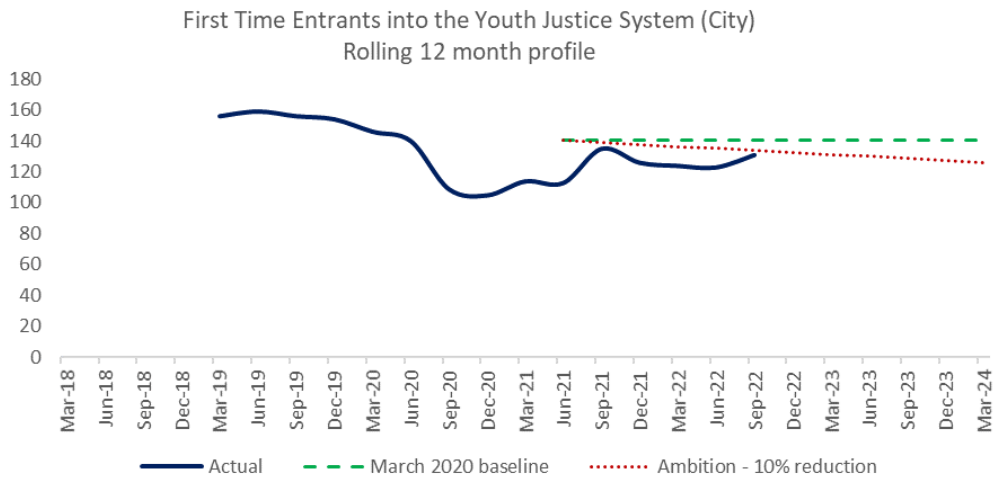
- 3.5 The number of criminal asset applications (+91%) and value of criminal assets recovered (89%) have almost doubled over the last year supported by increases in the level of investigatory resource aligned to this workstream. A total of £356k in criminal assets were recovered in the year to 2022 which include significant confiscations from a small number of high profile drug dealers targeted during the year.
- 3.6 Police officer service strength has increased by 6.8% over the last year, with the deployable officer headcount increasing by 9.9%. Nottinghamshire Police has delivered over and above their uplift target of 357 additional police officers, completing the recruitment process a year ahead of schedule. The force is now developing plans to recruit at least 50 additional uplift officers while embedding the Degree Holder Entry Programme (DHEP) and (Digital Policing Programme (DPP). The 2021/22 HMICFRS PEEL inspection report highlighted Nottinghamshire as having the best record in the country for recruitment from BAME communities.
- 3.7 Positive outcome rates for sexual offences remain strong and improving, both in terms of the positive outcome rate (+2.3% pts) and absolute number of positive outcomes achieved (+167).
- 3.8 The Performance and Insight report also highlights sustained improvements in compliance with the Victims' Code of Practice over the last year (up from 94.2% to 96.2%), providing assurance that the care needs of victims are being routinely considered and that victims are being offered support and referral to available victim service providers.

4. Negative exceptions

- 4.1 The Police and Crime Survey highlights ongoing reductions in feelings of safety in the area outside after dark, with the proportion of respondents stating that they feel very or fairly safe having fallen from 61% to 56% over the last year – to a level significantly lower than the pre-pandemic baseline (60.4%).
- 4.2 Whilst reductions in feelings of safety have plateaued among males during the last quarter, feelings of safety have continued to fall among female respondents. Work to further analyse and respond to these findings is being driven via the Commissioner's Safer Streets programme and activity to implement recommendations from the Night Time Economy needs assessment published earlier this year.



4.3 The number of First Time Entrants into the Criminal Justice System has increased by 7.5% over the last year, largely driven by a rising number of first time entrants in the county (+21%).



- 4.4 The Performance and Insight report also highlights a continued increase in violent knife crime (16%) in the year to June 2022, with offence rates now exceeding levels recorded during the pre-COVID baseline year (2019/20). The increase has been reflected nationally, with ONS data showing a 10% increase for England and Wales for the year to March 2022. Positively, hospital admissions for knife crime have fallen by 14% over the same period, indicating improvements in early intervention activity in the prevention of serious injury. Possession offences account for two thirds of offences, again suggesting proactive approaches to tackling knife crime are instrumental in harm reduction. Ongoing proactive enforcement activity has helped to drive a 19% (+201) rise in recorded possession of weapons offences over the last year.
- 4.5 Public confidence in the police has been in decline since March 2021, with indications that this forms part of a wider national trend³. The proportion of respondents to the Police and Crime Survey stating that they have confidence (55.3%) in the police has deteriorated by 5% points over the last year to a level comparable to the March 2020 baseline year (55.4%), but below the milestone improvement ambition of 57.5%.
- 4.6 The OPCC has undertaken a detailed analysis of the survey findings which identifies opportunities to drive improvements in public confidence in the police at a local level. This highlights, for example that police visibility presents the most significant opportunity to improve public confidence in rural localities (Bassetlaw, Newark & Sherwood); whilst activity to address issues of local concern is a more significant factor in the conurbation and; 'reputation of police' is the main factor affecting public confidence in urban localities (Nottingham, Mansfield). This insight is being used to inform the development of local engagement strategies
- 4.7 The analysis also highlights marked improvements in public confidence in the police in Ashfield and Mansfield since March 2020, primarily driven by a rise in the proportion of residents feeling that the police are visible where needed and are dealing with issues of greatest community concern. Conversely, South Nottinghamshire has seen a deterioration in the proportion of respondents feeling that the police understand and are dealing with the issues that matter most to local communities.

³ [YouGov](#) routinely asks the British public about their confidence in the police to deal with crime in their local area. The proportion of respondents stating that they had confidence in the police fell from 53% in March 2020 to 43% in October 2021. The Crime Survey for England and Wales provides the most robust national indicator of trust and confidence in the police, however these questions were temporarily suspended in March 2020 when the Telephone Based Crime Survey was introduced to address Coronavirus-related fieldwork challenges.

% Respondents agree that they have confidence in the police in their area
Nottinghamshire Police and Crime Survey

	Year to March 2020	Year to June 2022	Percentage Change
Ashfield	46.7%	57.5%	+10.7%
Bassetlaw	45.9%	48.1%	+2.1%
Broxtowe	60.2%	56.1%	-4.1%
Gedling	62.1%	57.0%	-5.2%
Mansfield	52.7%	56.0%	+3.3%
Newark and Sherwood	47.9%	52.4%	+4.4%
Nottingham	59.3%	56.0%	-3.3%
Rushcliffe	62.7%	57.8%	-4.9%
South Notts	61.7%	57.0%	-4.7%
Mansfield & Ashfield	49.5%	56.8%	+7.2%
Bassetlaw, Newark & Sherwood	46.9%	50.2%	+3.3%
Police Force Area	55.4%	55.3%	-0.2%

- 4.8 The Commissioner has sought assurance from the Chief Constable that work is underway to better understand the factors driving these emerging trends. She has received assurance that the force is sense-checking the findings with reference and focus groups, to enhance their understanding of emerging trends and local variations in public confidence. This work will also form part of the strategic direction that the Commissioner has set out for Nottinghamshire Police's new Chief Constable. It is anticipated that this work will feed into the production of a fuller report on confidence data work, which could be brought to a future Panel meeting.
- 4.9 Levels of reported online fraud have continued to increase since March 2020, with a 25% (+849) increase recorded by police in the latest year. The proportion of respondents to the Police and Crime Survey that report having experienced fraud or attempted fraud (19.3%) has fallen marginally since December 2021 (21.4%) but remains significantly higher than the pre-Covid baseline (13.0%). The Commissioner has increased the force's recruitment budget in order to facilitate investment in digital investigation and fraud and cyber capabilities. The force continues to develop local plans in line with the emerging national Fraud Strategy.
- 4.10 Proxy indicators for levels of 'hidden harm' identify a reducing trend over the last year (-27%), with notable reduction in the volume of child sexual exploitation (-28%), child criminal exploitation (-32%) and modern slavery offences (-50%) recorded. Work is underway to increase the profile, understanding and identification of these offences, which includes a dedicated Modern Slavery awareness raising event for front line practitioners scheduled for 12 September 2022.

4.11 The force is implementing plans to bolster the pool of cadets and volunteers within Nottinghamshire Police following a hiatus in cadet recruitment and reductions in the volunteer pool seen since the outbreak of the Covid pandemic. Positively, many Specials have been recruited as Police Constables as part of the ongoing uplift programme and work is now underway to replenish the number of Specials available.

5. Decisions

5.1 None – this is an information report.

6. Human Resources Implications

6.1 None - this is an information report.

7. Equality Implications

7.1 The Commissioner's decisions and strategic direction are fully compliant with the Equality Act 2020

8. Risk Management

8.1 There are no significant risks within this report that would need to be drawn to the attention of the Police and Crime Panel.

9. Policy Implications and links to the Police and Crime Plan Priorities

9.1 This report provides members with an update on performance in respect of the Make Notts Safe Plan.

10. Changes in Legislation or other Legal Considerations

10.1 Changes to the Specified Information Order came into force on 31 May 2021 requiring Police and Crime Commissioners to publish a statement on how their force is performing in relation to key national priorities for policing on their websites

10.2 The Commissioner has taken steps to ensure compliance with the amended legislation and will be publishing a statement on how the force is performing in

relation to the national police outcomes framework when publishing her statutory Police and Crime Plan.

11. Details of outcome of consultation

11.1 The Chief Constable has been sent a copy of this report.

12. Appendices

A. Nottinghamshire Performance and Insight report to March 2022

13. Background Papers (relevant for Police and Crime Panel Only)

Make Notts Safe Plan 2021 - 2025

For any enquiries about this report please contact:

Sharon Caddell, Chief Executive and Monitoring Officer of the Nottinghamshire Office of the Police and Crime Commissioner, ExecutiveSupport@notts.police.uk,
Tel: 0115 8445998

Dan Howitt, Head of Strategy and Performance of the Nottinghamshire Office of the Police and Crime Commissioner, ExecutiveSupport@notts.police.uk, Tel: 0115 8445998