

Inspire Learning

Nottinghamshire

**National Achievement
Rate Tables 2018/19
Performance Review**



01623 677 200 | learning@inspireculture.org.uk | inspireculture.org.uk/learning

Introduction

National Achievement Rate Tables 2018/19 Academic Year Nottinghamshire County Council's Provision (Delivered by Inspire)

What are National Achievement Rate Tables?

These are tables that show how well individual providers perform against national benchmarks. They record the overall achievement rate for learners on Study Programmes (aged 16 to 18) and learners aged 19+ on accredited AEB programmes.

When are they published?

The National Achievement Rate Tables are published in March every year. They show how well providers performed in the previous academic year. The National Achievement Rate Tables for the last academic year (between 1st August 2018 and 31st July 2019) were published in March 2020.

How well did Nottinghamshire County Council's provision (delivered by Inspire) perform?

Nottinghamshire County Council did exceptionally well in 2018/19.

The National Benchmark for all institutions for 16 – 18 year olds was 82.6%. Nottinghamshire County Council (Inspire) had 16 – 18 achievement rates of 82.8% (i.e. 0.2% above the National Benchmark).

The National Benchmark for all institutions for 19+ provision was 89.1%. Nottinghamshire County Council (Inspire) had 19+ achievement rates of 89.2% (i.e. 0.1% above the National Benchmark).

The National Benchmark for GCSE maths re-sits in the summer of 2019 was 22% (i.e. Grade 4 or above – equivalent to an old Grade C or above).

The National Benchmark for GCSE English re-sits in the summer of 2019 was 31% (i.e. Grade 4 or above – equivalent to an old Grade C or above).

Nottinghamshire County Council (Inspire) achieved a pass mark of 59% for resit GCSE maths in summer 2019 (i.e. achieving a Grade 4 or above). This is 37% above the National Benchmark.

Nottinghamshire County Council (Inspire) achieved a pass mark of 43% for resit GCSE English in summer 2019 (i.e. achieving a Grade 4 or above). This is 12% above the National Benchmark.





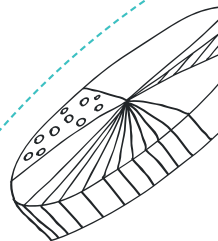
Key points:

- Nottinghamshire County Council's 16 – 18 provision (delivered by Inspire) has improved year on year over the three years between 2016/17 to 2018/19 from 72.3% (National Benchmark was 81.5%) in 2016/17 to 82.8% (National Benchmark was 82.6%) in 2018/19.
- This is more impressive given that Nottinghamshire County Council's 16 – 18 provision (delivered by Inspire) is not selective and takes young school leavers who other FE providers would reject and who might otherwise become NEETs (i.e. Not in Education Employment or Training).
- Nottinghamshire County Council's 19+ provision (delivered by Inspire) has improved year on year over the three years between 2016/17 to 2018/19 from 70.8% (National Benchmark was 86.9%) in 2016/17 to 89.2% (National Benchmark was 89.1%) in 2018/19.
- This is more impressive given that Nottinghamshire County Council's 19+ provision (delivered by Inspire) is focused upon the 250 most deprived super output wards in the County so our learners face multiple social and economic disadvantages and yet have achieved above the National Benchmark.
- Nottinghamshire County Council's 16 – 18 provision (delivered by Inspire) with a benchmark of 82.8%, out-performed eight other local FE providers across the East Midlands including: Academy Transformation Trust (76.3%); Chesterfield College (79.4%); Leicester College (78.1%); Nottingham College (78.6%); RNN Group (80.5%); Vision West Notts College (78.4%); Derbyshire County Council (70.7%); and Lincolnshire County Council (50.7%).
- Nottinghamshire County Council's 19+ accredited provision (delivered by Inspire) with a benchmark of 89.2%, out-performed six other local FE providers across the East Midlands including: Chesterfield College (87.5%); Nottingham College (88.9%); RNN Group (88.4%); Derbyshire County Council (85.2%); Leicestershire County Council (83.1%); and Lincolnshire County Council (70.9%).



Ian Bond

Inspire Learning Manager



16 – 18 Achievement Rates 2018 – 19

Nottinghamshire County Council / Inspire Learning **overall rate of 82.8% was higher than the National Benchmark (82.6%)**, and higher than 8 other local providers (both FE colleges and local authorities).

The next best performance was RNN group with 80.5%.



82.8%

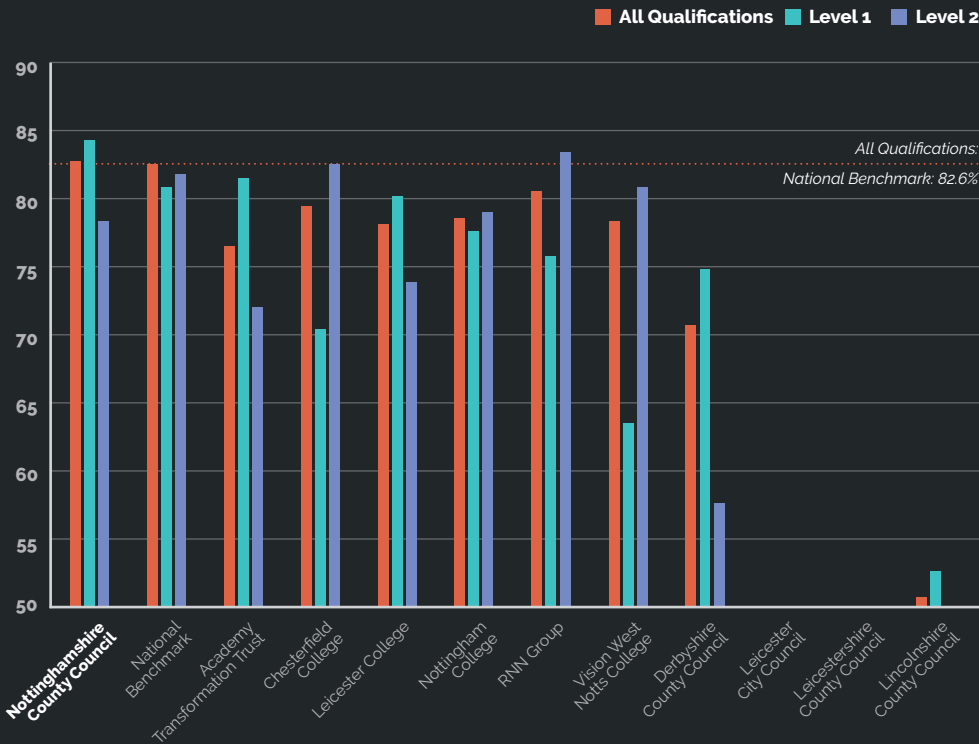
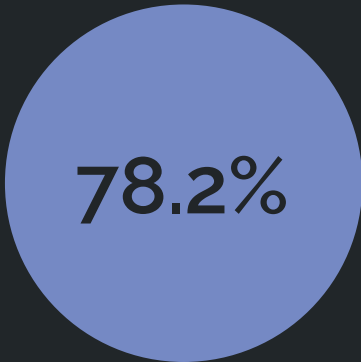


84.1%

The **overall rate for Level 1 qualifications** of 84.1% was higher than the National Benchmark (80.7%) and higher than 8 other local providers.

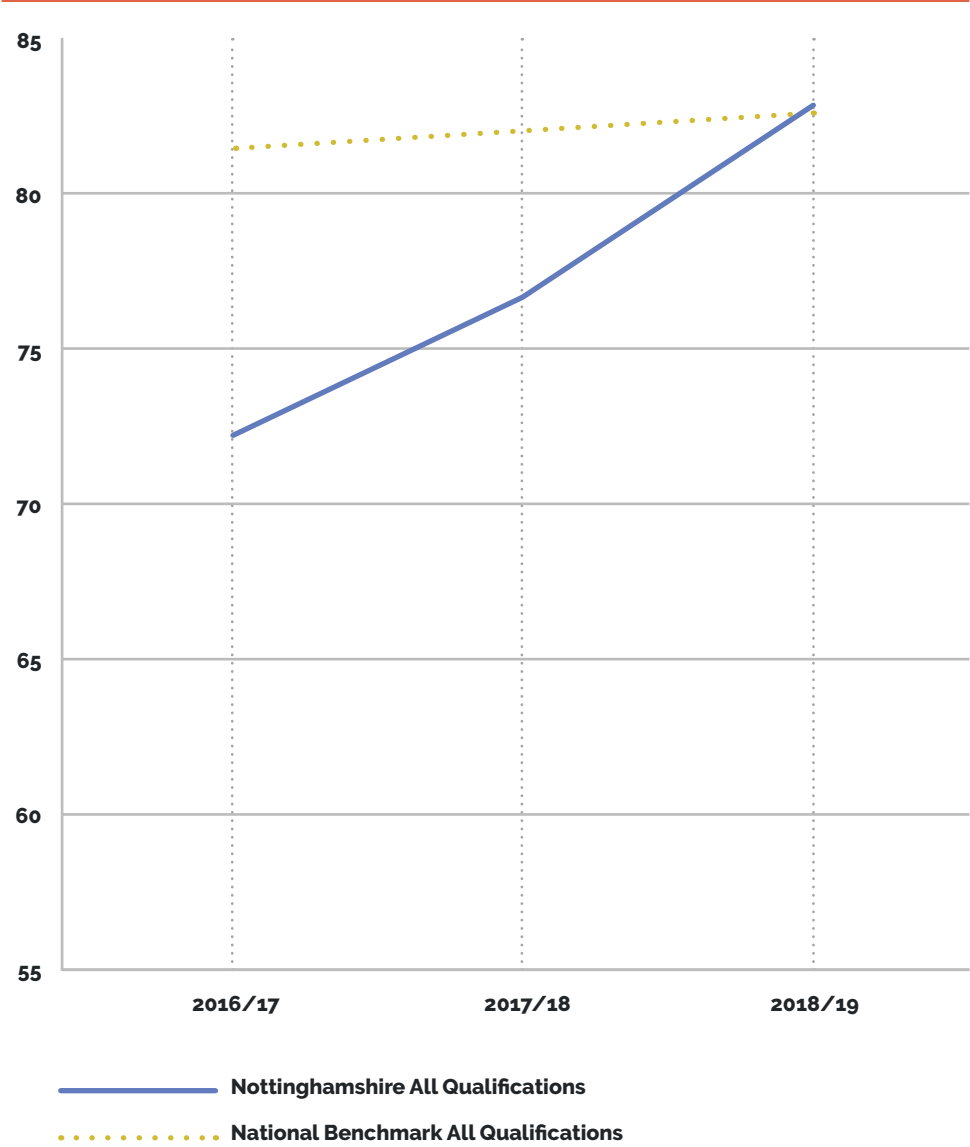
The next best performance was Academy Transformation Trust with 81.4%.

The **overall rate for Level 2 qualifications** of 78.2% was higher than 2 other local authority providers delivering Level 2 qualifications (Next best: Derbyshire County Council – 57.6%)

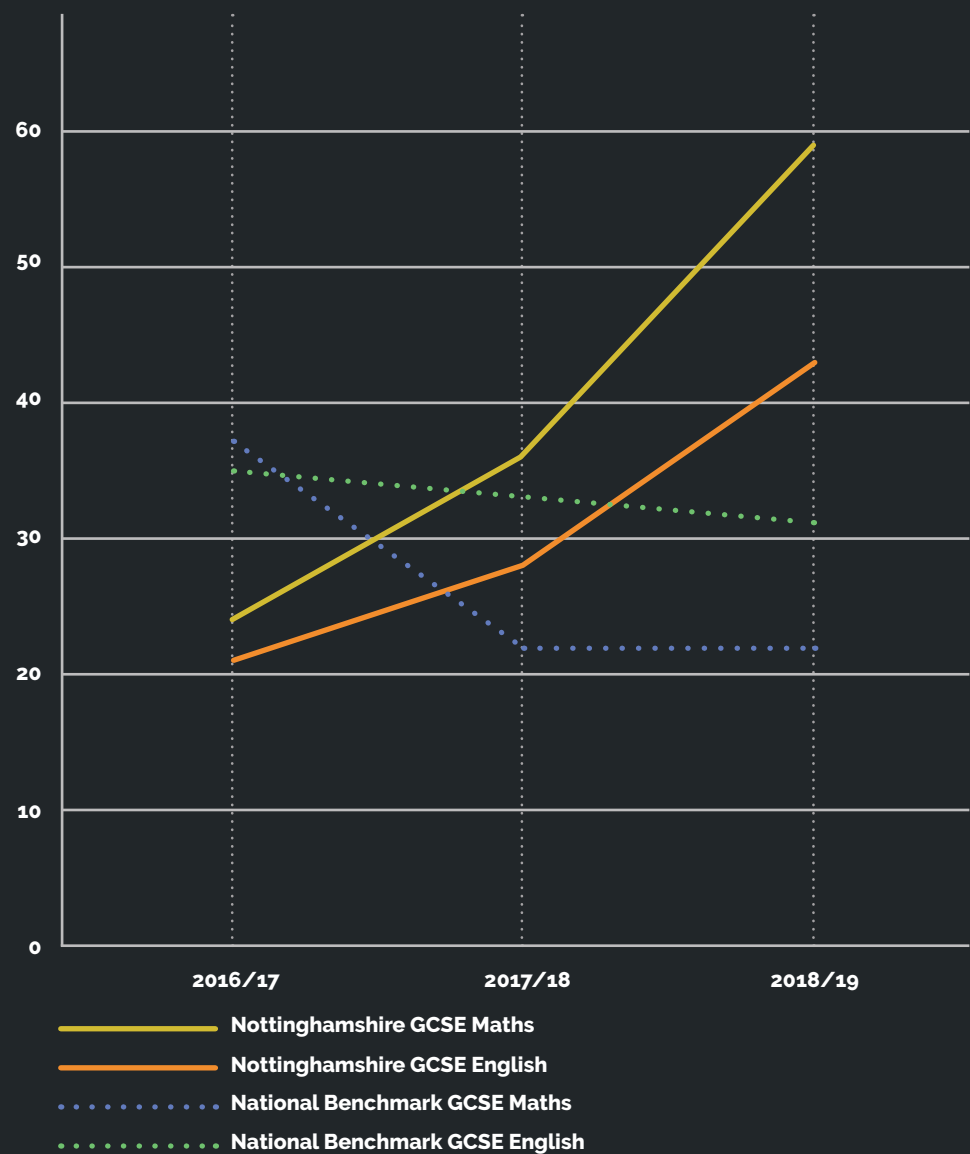


16 – 18 Achievement Rates

3 Year Trend: 2016/17 – 2018/19



16 – 18 Achievement Rates 3 Year Trends: 2016/17 – 2018/19 GCSE Maths and English Grades A-C/4-9






“IT’S REALLY
ENJOYABLE!”

Case Study: Charlotte


Newark Study Programme and progression to a Traineeship



Charlotte joined Inspire Learning study programmes in Newark in 2018. When she first started, she was very low in confidence, wouldn't speak to people and was scared of taking exams. Fast forward to 2020 and she has now sat her Functional Skills exams with ease, gained a lot of confidence, is able to speak to new people and work well as part of a team.

Charlotte has progressed from a study programme to a traineeship in a local nursery, Serendipity Day Nursery in Newark. She received some great feedback from her employer who said, "she is very caring and nurturing, and we really value her as a member of the team."

Charlotte hopes to continue to work in the childcare sector and hopefully gain employment with Serendipity or another childcare provider after her traineeship is complete.



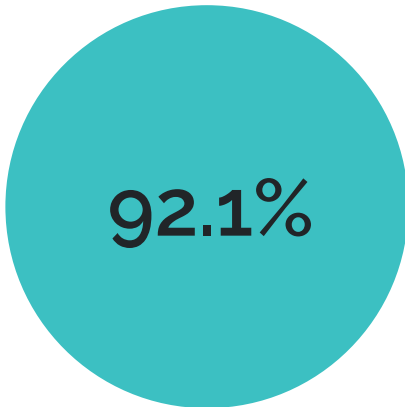
"...I HOPE TO GAIN
EMPLOYMENT AFTER
MY TRAINEESHIP."



19+ Achievement Rates 2018/19

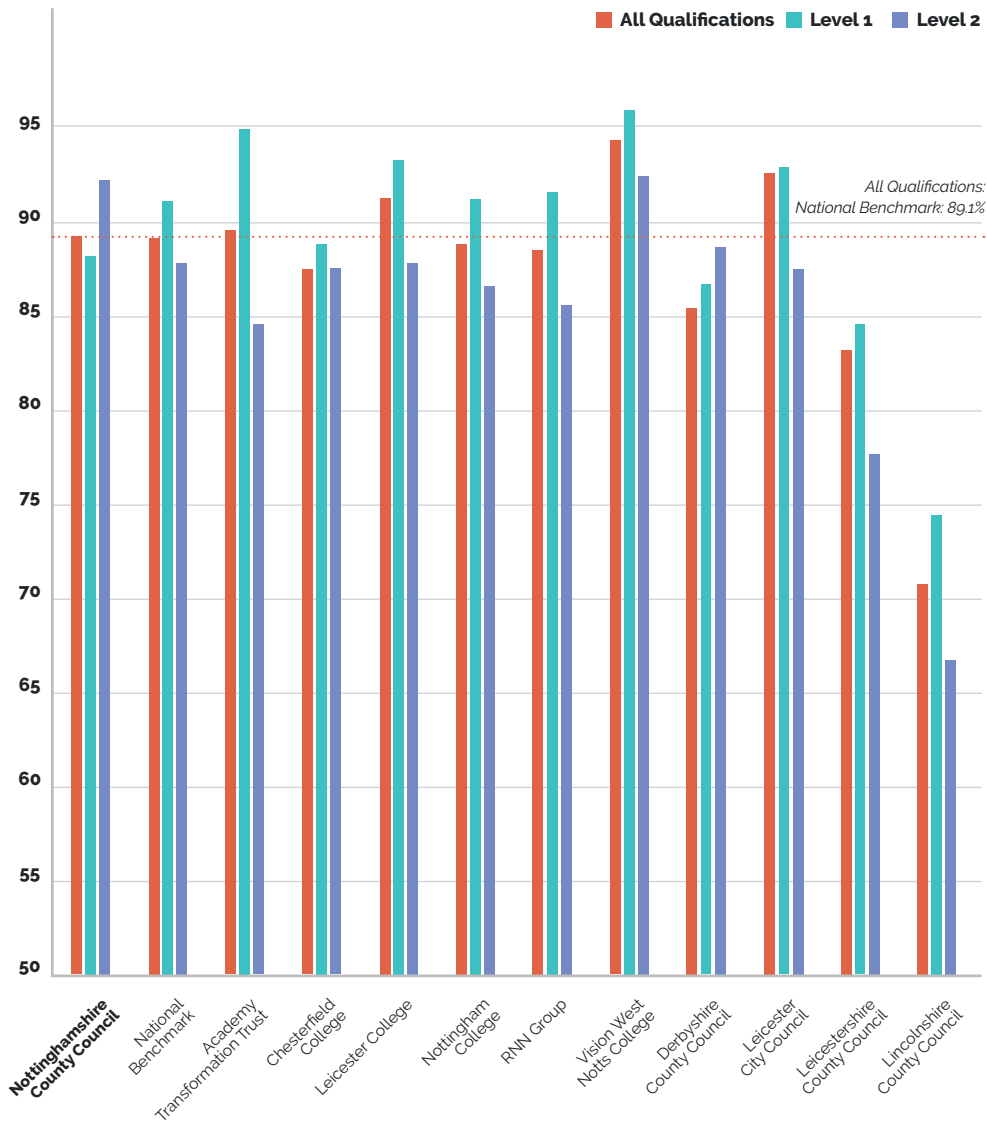
Nottinghamshire County Council / Inspire Learning **overall rate of 89.2% was higher than the National Benchmark (89.1%)**, and higher than 6 out of 11 other local providers (both FE colleges and local authorities). We out performed 55% of local providers only beaten by ATTFE, Leicester College, Vision West Notts and Leicester City Council.

The highest was Vision West Notts College with 94.1%.



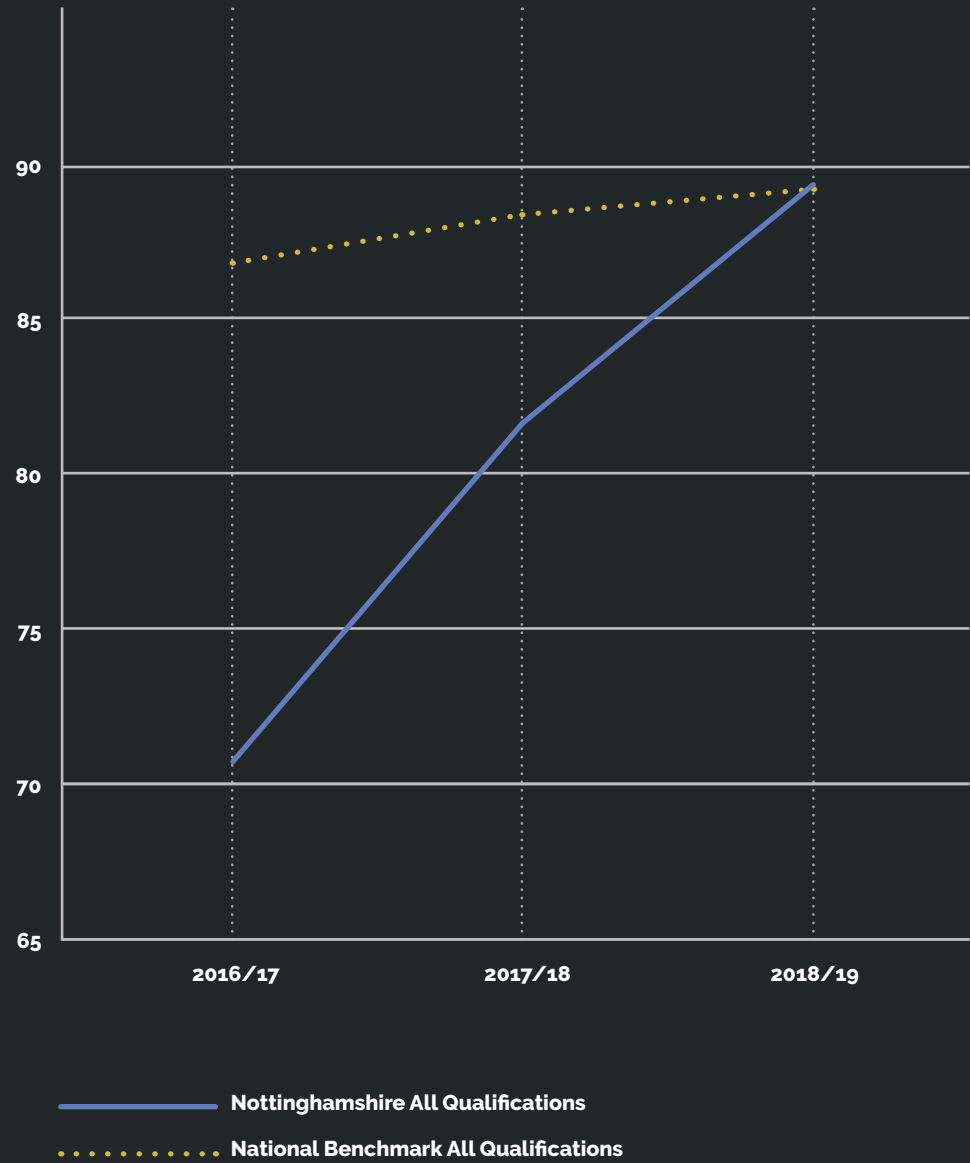
The **overall rate for Level 2 qualifications** of 92.1% was higher than the National Benchmark (87.9%) and higher than 9 out of 10 other local providers.

The highest was Vision West Notts College with 92.4%.



19+ Achievement Rates 2018/19

3 Year Trends: 2016/17 – 2018/19

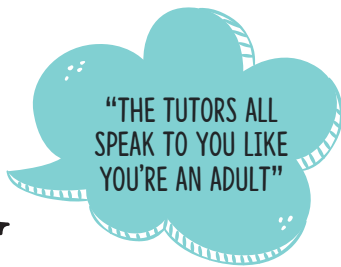


Case Study: Robbie

16 – 24 GCSE Case Study



"This is my first year here and I've passed GCSE Maths. This is my fourth time taking the exam. I think the smaller groups and teachers really helped me. Passing the course has been so relieving!"



Case Study: Marie

Community Learning Case Study – Dementia Awareness at Mansfield Central Library

Marie came on the course because she works for a charity which involves her visiting a community hub where she encounters those living with Dementia. The course allowed her to discover techniques she had never heard of before to instigate discussion about dementia patients' childhoods in order to trigger their memories.

Marie said she found the course very informative. She also came away with lots of different ideas of publications she can find in her local library that she can use in the future to help with her charity work. She also discovered Inspire's memory bags that she can take along to her sessions.




Achievements and Impacts

Nottinghamshire County Council/ Inspire Learning have improved performance consistently year on year to be one of the best local providers in the East Midlands

We recruit from some of the most disadvantaged SOAs in Nottinghamshire and the country.




Our cohort of 19+ learners increased from 50 in 2016/17 to 950 in 2018/19, we improved quality while simultaneously increasing delivery by 1,900%.



Over the past 3 years we have improved achievement rates for our 16–18 students.







Between 2016/17 and 2018/19 19+ Level 2 performance was up 45.5% to 92.1%

45.5%  92.1%




Our overall 19+ performance for all qualifications has increased by 18.4% from 70.8% in 2016/17 to 89.2% in 2018/19. This is 0.1% above the National Benchmark.

70.8% 



Our overall achievement rate for 16 – 18 provision is 82.8%

This is better than the National Benchmark (82.6%) and better than 9 local providers who also deliver study programmes.





InspireLearningSkills



@Learn_Inspire

**Contact us on: 01623 677 200 | learning@inspireculture.org.uk
www.inspireculture.org.uk/learning**

Publications are available on our website at www.inspireculture.org.uk and can be accessed using a screen reader. We can also provide alternative formats on request to comms@inspireculture.org.uk

Please note: Information included in the guide may be subject to change. For up-to-date information, please visit www.inspireculture.org.uk or call 01623 677 200.