

## Appendix 2

### Data Analysis Covid Local Support Grant (excluding school holiday FSM vouchers)

Fig 1: Vouchers allocated by Referral Source - Summary

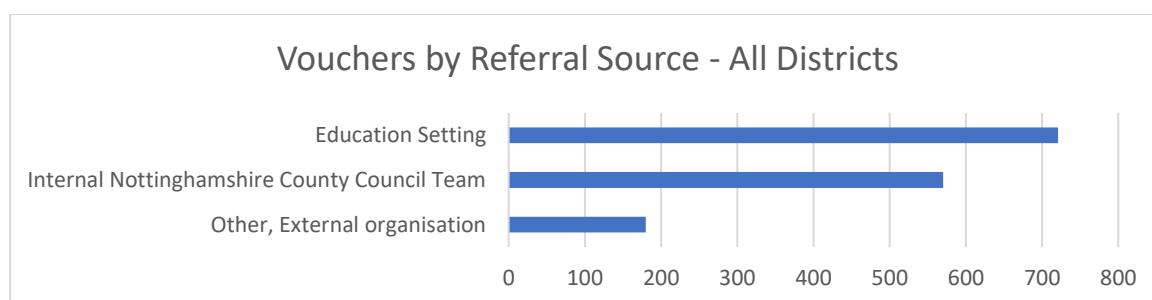


Fig 2: Vouchers allocated by Referral Source (broken down to service/team level)

Service	Department/Team	Total Applicants	Total Vouchers	Total Value
Internal Nottinghamshire County Council Team	Adult Social Care	2	4	£240.00
	Childrens Centre Service	108	178	£14,850.00
	Childrens Social Care	100	187	£15,180.00
	Early Help Unit	6	11	£990.00
	Education, Learning and Skills	5	10	£900.00
	Family Service	49	89	£7,560.00
	ICDS	0	0	£0.00
	Leaving Care	1	2	£120.00
	Placement and Commissioning	0	0	£0.00
	Youth Justice	1	2	£180.00
	Youth Service	45	87	£7,320.00
Education Setting	Academy School	20	40	£3,480.00
	Alternative Education Provider	0	0	£0.00
	Early Years (PVI) Setting	127	254	£21,120.00
	Further Education College	0	0	£0.00
	Maintained School	261	427	£36,630.00
Other External organisation	Citizens Advice Bureaux	3	5	£450.00
	Community Health Organisations	0	0	£0.00
	District / Borough Council	62	94	£7,830.00
	Domestic Abuse Charity	33	51	£3,900.00
	Family Nurse Partnership	9	9	£690.00
	Healthy Families Team	0	0	£0.00
	Job Centre Plus	0	0	£0.00
	Other	3	4	£330.00
Supported Accommodation Provider	9	17	£1,230.00	
<b>Total</b>		<b>844</b>	<b>1471</b>	<b>£123,000.00</b>

Fig 3. Vouchers allocated by 'household type'

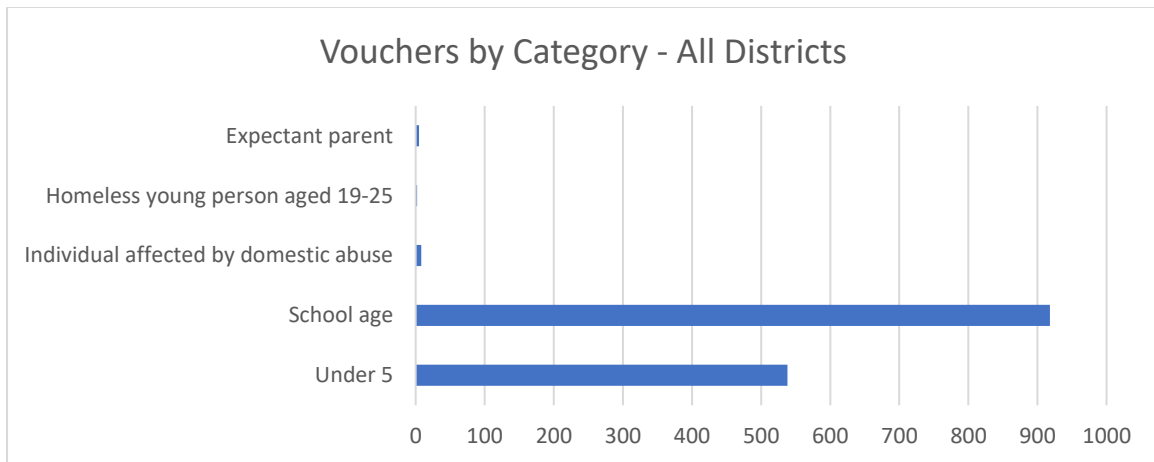


Fig 4: Vouchers allocated by Eligibility Criteria

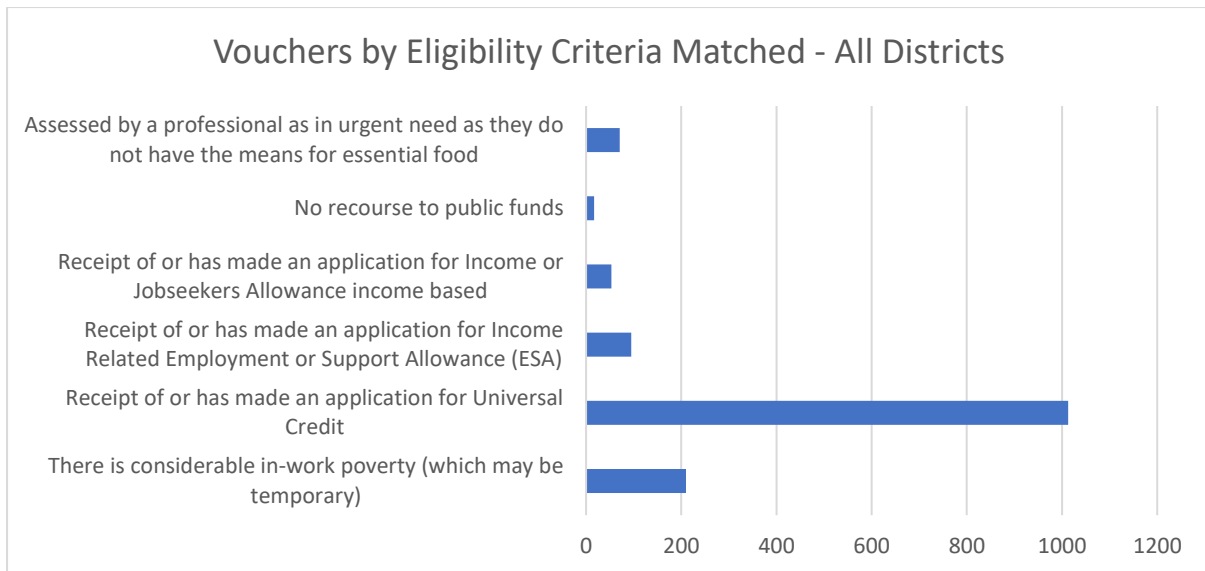


Fig 5: Vouchers allocated by District of residence

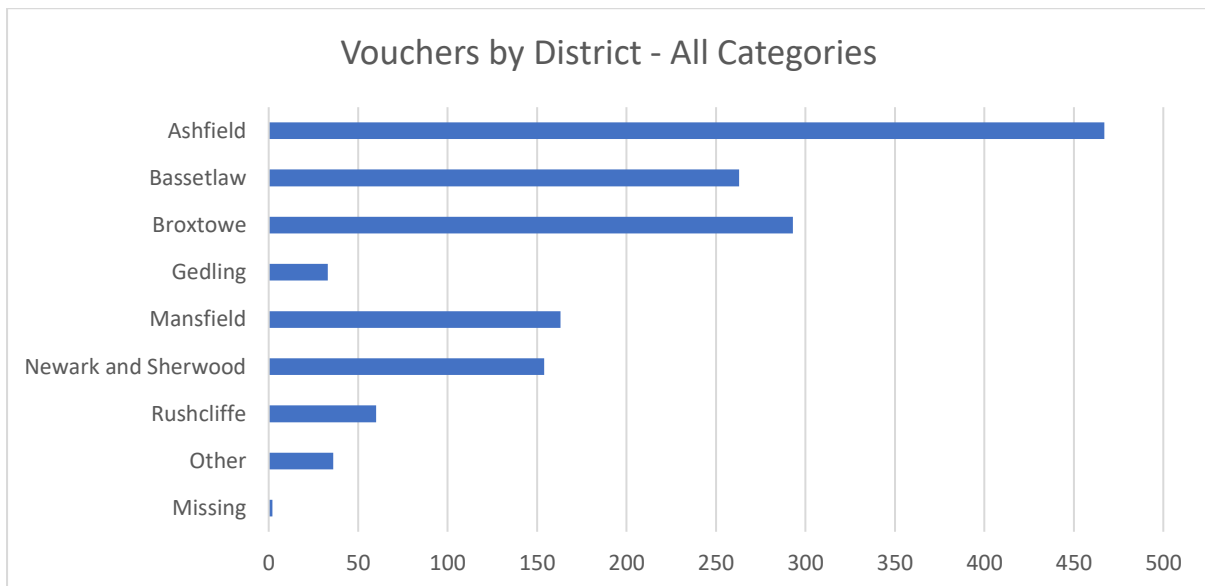


Fig 6: Allocation of Vouchers by Value

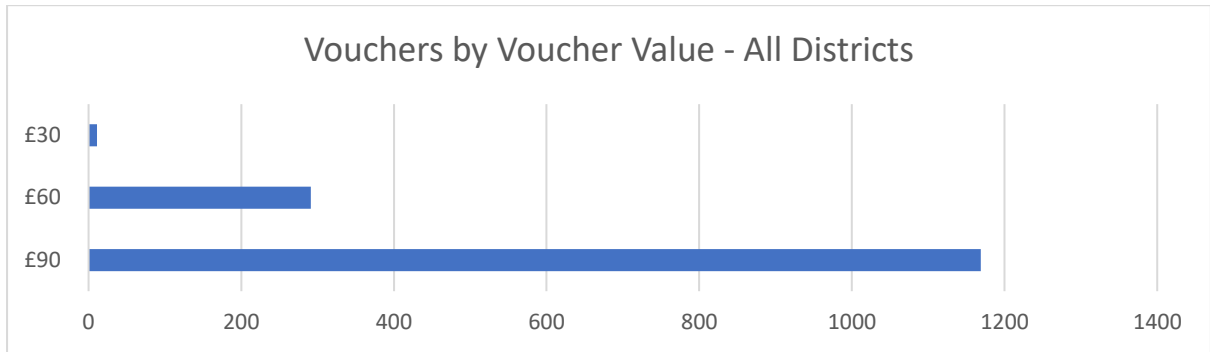


Fig 7: Vouchers by Household Numbers

