












Highways Development Control Indicators

Appendix 4

Highway Development Control	Performance Measures							
	Q4	Q1	Q2	Q3	Q4	Target	Status	Trend
	14/15	15/16	15/16	15/16	15/16			
Development Control Applications	92.5%	95.2%	94.4%	95.0%	86.75%	95%		
Development Control Pre-applications	95.0%	97.1%	92.0%	98.0%	93.7%	90%		

Key symbols table:

Status	Indicators	Trend	Base this on change from same period last year
	Below target by more than 10%		Improving trend
	Below target by up to 10%		Deteriorating trend
	On or above target		No change
	No reported data or no target		