







## Highways Development Control Indicators

## Appendix 5

| Highway Development Control          | Performance Measures |           |           |           |           |        |   | Comments   |
|--------------------------------------|----------------------|-----------|-----------|-----------|-----------|--------|---|--|
|                                      | Q2 Actual            | Q3 Actual | Q4 Actual | Q1 Actual | Q2 Actual | Target | Status  |  |
|                                      | 14/15                | 14/15     | 14/15     | 15/16     | 15/16     |        |   |  |
| Development Control Applications     | 94.0%                | 96.5%     | 92.5%     | 95.2%     | 94.4%     | 95%    |  | There have been a total of 886 formal applications received with 94.4% of these responded to within the 21 day deadline with the target being 95%. |
| Development Control Pre-applications | 98.0%                | 96.0%     | 95.0%     | 97.1%     | 92.0%     | 90%    |  | There have been 163 informal applications received with 92% responded to within the 21 day deadline, this is within the target of 90%.             |

### Key symbols table:

| Status  | Indicators                    | Status  | Indicators                    |
|---|-------------------------------|---|-------------------------------|
|  | Below target by more than 10% |  | On or above target            |
|  | Below target by up to 10%     |  | No reported data or no target |