














Highways Development Control Indicators Q4 Period

Appendix 4A

Highway Development Control	Performance Measures									Comments
	Q4	Q1	Q2	Q3	Q4	Target	Status	Trend from same quarter last year	Trend from previous quarter	
	15/16	16/17	16/17	16/17	16/17					
Development Control Applications	86.75%	87.0%	93.0%	94.0%	92.0%	95.0%				There have been a total of 728 formal applications received with 92% of these responded to within the 21-day deadline with the target being 95%.
Development Control Pre-applications	93.7%	91.0%	95.0%	95.0%	92.0%	90.0%				There have been total of 143 informal applications received with 92% responded to within the 21-day deadline, this is above the target of 90%.

Key symbols table:

Status	Indicators	Trend	
	Below target by more than 10%		Improving trend
	Below target by up to 10%		Deteriorating trend
	On or above target		No change
	No reported data or no target		