

# RISING TO THE CHALLENGE

supporting independence,  
building resilience

## Budget Survey 2023

29 September to  
12 November





Have your say on how your  
council budget is spent

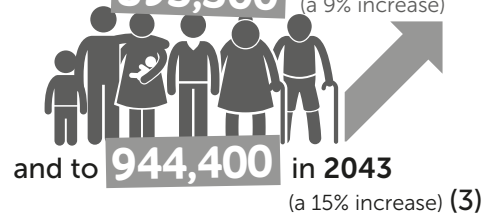
[nottinghamshire.gov.uk/budgetsurvey](https://nottinghamshire.gov.uk/budgetsurvey)



# State of the County – Key Facts and Figures



Nottinghamshire's population is expected to grow from **824,800** in 2021 to **895,300** in 2031 (a 9% increase)



- Notes:** (1) ONS, 2021 census  
(2) ONS, Annual Population Survey (APS), December 2022  
(3) ONS, Subnational Population Projections, 2018



## What Nottinghamshire County Council does

We want to create a healthy, prosperous and greener future for everyone who lives and works in Nottinghamshire, as is set out in our 10 year vision, The Nottinghamshire Plan 2021-2031 (<https://plan.nottinghamshire.gov.uk/>). The building blocks for this include healthy early years, education, employment and transport, as well as access to services for people needing more specialist support.

As part of this the County Council provides a huge range of services. This includes providing essential care and support for vulnerable older people. This is where the vast majority of the Council's budget is spent. The Council also provides help, protection and care for hundreds of children and young people through a wide range of services such as children's centres, youth services and children's social care. We help people with learning disabilities into education and work. We support people out of hospital to get back onto their feet.

We also maintain thousands of miles of roads and pavements, commission major road projects and play a big role in planning public transport. We're also a lead agency for flood prevention.

We run Trading Standards, protecting consumers and supporting businesses across Nottinghamshire. We fund partners to run our libraries and cultural services, as well as some of the best country parks and visitor attractions in the County.

We officiate thousands of weddings as part of the important role we play in registrations. We support the school admissions process. We also fund and commission new schools. We attract inward investment into the county, promoting and supporting access to modern, reliable broadband services, whilst we also work with partners to pave the way for investment to support businesses, jobs and housing.

We work with communities to strengthen the building blocks for good health, helping to give children the best start, supporting people wanting to make healthy changes relating to alcohol, drugs, tobacco, nutrition and exercise, and giving particular attention to people living with the harmful impacts of homelessness and domestic violence.

Each year we have a legal duty to balance our budget and just like the people in Nottinghamshire, we're also feeling the pressures that are driving up the cost of living such as record inflation and energy costs. We also have additional demands on our services, including an increase in complex and specialist health care needs and a national shortage of social care staff. To see specific actions we are aiming to delivery over the coming months, see our Annual Delivery Plan 2023-2024 (<https://plan.nottinghamshire.gov.uk/our-progress/>), which sets out what we will do this financial year to achieve our ambitions. It also contains the measures that we will use to monitor our progress towards achieving each of the overarching ambitions found within The Nottinghamshire Plan.

## How we are rising to the challenge

From 2024/25 onwards, the Council is projecting a budget shortfall of £30.8m across the duration of our Medium Term Financial Strategy, to 2026/27.

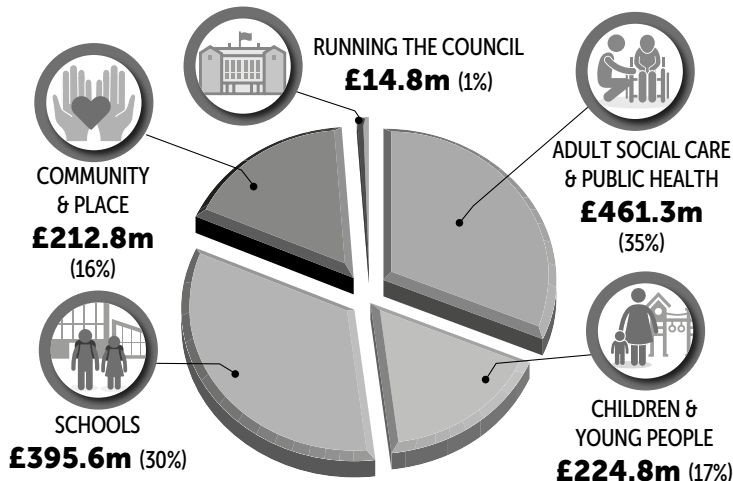
As a council we have a proven track record in balancing our budgets and saving money. We've delivered substantial savings over the last 10 years, in part by transforming the way we deliver some of our key services. We also continue to do all we can to mitigate and reduce pressures on our budget, whilst introducing life changing 'prevention' services that help to reduce demand for expensive care.

We are working to keep children safe at home wherever possible and to get more children who need specialist care into long-term family-based placements, including foster families and kinship care. Family-based placements improve children's life chances and cost the Council less.

Investing in our highways also helps us to boost the economy and deliver better value to the taxpayer. For example, we build major new roads and junctions that will support people and businesses. We're also changing the way we maintain our 2,500 miles of roads to reduce costs and improve our service. You can see a wide range of achievements in our Annual Report 2022-2023 (<https://plan.nottinghamshire.gov.uk/our-progress/>).

**We want you to tell us what matters to you.**

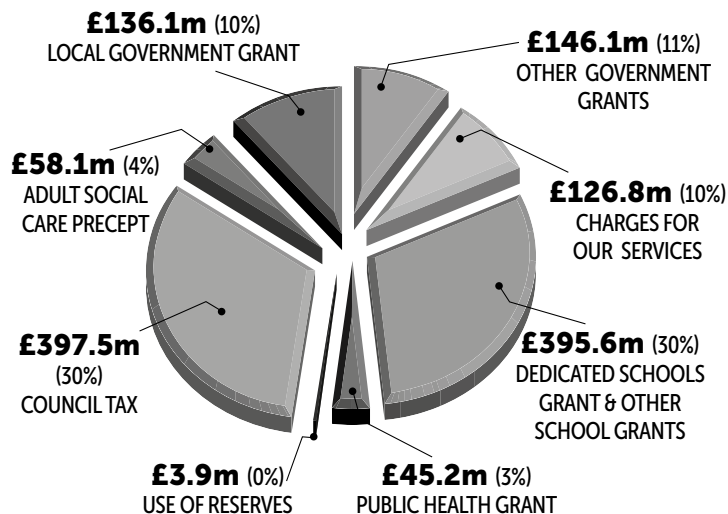
## How we spend our annual revenue budget



The Council spends most of its money on Adult Social Care and Public Health (£461.3m), followed by schools (£395.6m).

Community and place services are allocated £212.8m, with services for children and young people allocated a similar amount of money (£224.8m). £14.8m (roughly 1 per cent of money) is allocated to the running of the Council.

## How the Council is funded



The Council's biggest source of funding is from Council Tax at £397.5m. The next biggest is from the Dedicated Schools Grant and other school grants at £395.6m.

The Local Government Grant makes up £136.1m with other Government grants making up £146.1m. Charges for services amount to £126.8m. The Public Health Grant is £45.2m, whilst the Adult Social Care Precept brought in £58.1m.

Percentages are presented for illustrative purposes and therefore shown to their nearest whole number

## Have your say

As we look to set our budget for 2024/25 we are asking people to complete a survey about what they think our priorities should be.

The easiest way to complete the survey is online at: [www.nottinghamshire.gov.uk/budgetsurvey](http://www.nottinghamshire.gov.uk/budgetsurvey)

- Complete this printed copy and hand it in at the council building where you picked it up or send it to the freepost address shown on the back.
- Call us on **0300 500 80 80** to complete the survey over the phone.

- If you are deaf or hard of hearing, you can use the text relay service by dialling **18001 0115 9774050** from your textphone or the Relay UK app.
- Or, download the SignVideo app to communicate with us in British Sign Language via an interpreter. Visit [nottinghamshire.gov.uk/contact-us](http://nottinghamshire.gov.uk/contact-us) for more information.

**Feedback regarding the results of this consultation will be available on our website in spring 2024.**

## LIVING IN NOTTINGHAMSHIRE

The following questions are designed to help the Council understand residents' feelings about living in Nottinghamshire and how the Council supports people. When referring to your 'local area', we mean anywhere that is within 15-20 minutes walking distance from your home.

### 01 Overall, how satisfied or dissatisfied are you with your local area as a place to live?

- |  |  |   |
|--|--|---|
| <input type="checkbox"/> Very satisfied      | <input type="checkbox"/> Fairly satisfied  | <input type="checkbox"/> Neither satisfied nor dissatisfied |
| <input type="checkbox"/> Fairly dissatisfied | <input type="checkbox"/> Very dissatisfied | <input type="checkbox"/> Don't know                         |

### 02 Overall, how satisfied or dissatisfied are you with the way Nottinghamshire County Council runs things?

- |  |  |   |
|--|--|---|
| <input type="checkbox"/> Very satisfied      | <input type="checkbox"/> Fairly satisfied  | <input type="checkbox"/> Neither satisfied nor dissatisfied |
| <input type="checkbox"/> Fairly dissatisfied | <input type="checkbox"/> Very dissatisfied | <input type="checkbox"/> Don't know                         |

### 03 To what extent do you agree or disagree that you can influence decisions affecting your local area?

- |   |  |   |
|---|--|---|
| <input type="checkbox"/> Strongly agree | <input type="checkbox"/> Agree             | <input type="checkbox"/> Neither agree nor disagree |
| <input type="checkbox"/> Disagree       | <input type="checkbox"/> Strongly disagree | <input type="checkbox"/> Don't know                 |

## Budget priorities

We know that people are facing pressures on their household finances.

Demand on our services for older people, people with disabilities and for vulnerable children are increasing. Government grants have reduced whilst inflation, and the challenges in meeting the National Living Wage, mean our services are more expensive than ever to deliver. As we look to set our budget for 2024, we want you to tell us which services are important to you. This will help us to understand what we should prioritise and where there are the potential opportunities to make savings.

### 04 To what extent do you and your family access the following Nottinghamshire County Council services

- care and support for vulnerable adults and older people (this includes services such as residential placements, day care, respite care, homecare, supported housing)

- |                                     |                                       |                                 |                                |                                     |
|-------------------------------------|---------------------------------------|---------------------------------|--------------------------------|-------------------------------------|
| <input type="checkbox"/> Frequently | <input type="checkbox"/> Occasionally | <input type="checkbox"/> Rarely | <input type="checkbox"/> Never | <input type="checkbox"/> Don't Know |
|-------------------------------------|---------------------------------------|---------------------------------|--------------------------------|-------------------------------------|

- services to keep children safe (including fostering, adoption, safeguarding and child protection, residential care, short breaks)

Frequently     Occasionally     Rarely     Never     Don't Know

- support for families (including children centres, youth services, early years and childcare services)

Frequently     Occasionally     Rarely     Never     Don't Know

- protecting and improving health (including helping to give children the best start, supporting people wanting to make healthy changes related to alcohol, drugs, tobacco, nutrition and exercise, mental wellbeing and suicide prevention, and giving particular attention to people living with the harmful impacts of homelessness and domestic violence)

Frequently     Occasionally     Rarely     Never     Don't Know

- community and public transport (including planning and improvements, highway maintenance, bus travel including schools)

Frequently     Occasionally     Rarely     Never     Don't Know

- environmental services (waste and recycling, flooding & climate change)

Frequently     Occasionally     Rarely     Never     Don't Know

- economic development and regeneration (including employment and skills, broadband, tourism)

Frequently     Occasionally     Rarely     Never     Don't Know

- recreational and cultural services (including library services, arts, trails & country parks)

Frequently     Occasionally     Rarely     Never     Don't Know

- services for schools (including school admissions)

Frequently     Occasionally     Rarely     Never     Don't Know



**05**

**Please rank the three Nottinghamshire County Council services in order according to the services that benefit you and your community the most - with 1 being the highest priority and 3 being lowest priority to you. Please do not select more than 3 services.**

- |  |  |
|--|--|
| <input type="checkbox"/> care and support for vulnerable adults and older people (this includes services such as residential placements, day care, respite care, homecare, supported housing)  | <input type="checkbox"/> community and public transport (including planning and improvements, highway maintenance, bus travel including schools) |
| <input type="checkbox"/> services to keep children safe (including fostering, adoption, safeguarding and child protection, residential care, short breaks)   | <input type="checkbox"/> environmental services (waste and recycling, flooding & climate change)   |
| <input type="checkbox"/> support for families (including children centres, youth services, early years and childcare services)   | <input type="checkbox"/> economic development and regeneration (including employment and skills, broadband, tourism)                             |
| <input type="checkbox"/> protecting and improving health (including helping to give children the best start, supporting people wanting to make healthy changes related to alcohol, drugs, tobacco, nutrition and exercise, mental wellbeing and suicide prevention, and giving particular attention to people living with the harmful impacts of homelessness and domestic violence) | <input type="checkbox"/> recreational and cultural services (including library services, arts, trails & country parks)                           |
|  | <input type="checkbox"/> services for schools (including school admissions)  |

In February 2024, Full Council will consider what the Council Tax Rate will be from April 2024. When setting Council Tax we need to consider that more and more people in Nottinghamshire are needing help from the Council, and the cost of these services goes up every year. One option to fund these increases is to raise Council Tax. Whilst subject to change, the maximum increase currently permitted (referendum limit) is 2.99% and for every 1% increase, our latest estimates show that this raises (or avoids cutting) roughly £4.5m a year. Each 1% increase would mean approximately, an additional 33p a week for a Band D property.

The Council would still need to make some savings, but an increase in Council Tax would support us in balancing the budget. Based on this:

**06**

**Please tell us if you support or oppose Nottinghamshire County Council (NCC) increasing Council Tax:**

- |  |
|--|
| <input type="checkbox"/> I support NCC increasing Council tax up to the current referendum limit |
| <input type="checkbox"/> I support NCC increasing Council Tax by lower than the referendum limit |
| <input type="checkbox"/> I oppose NCC increasing Council Tax                                     |
| <input type="checkbox"/> Don't know  |

## To what extent do you agree or disagree that the Council should reduce spend in the following services to help meet the financial challenge?

- care and support for vulnerable adults and older people (this includes services such as residential placements, day care, respite care, homecare, supported housing)

<input type="checkbox"/> Strongly agree	<input type="checkbox"/> Agree	<input type="checkbox"/> Neither agree nor disagree
<input type="checkbox"/> Disagree	<input type="checkbox"/> Strongly disagree	<input type="checkbox"/> Don't know

- services to keep children safe (including fostering, adoption, safeguarding and child protection, residential care, short breaks)

<input type="checkbox"/> Strongly agree	<input type="checkbox"/> Agree	<input type="checkbox"/> Neither agree nor disagree
<input type="checkbox"/> Disagree	<input type="checkbox"/> Strongly disagree	<input type="checkbox"/> Don't know

- support for families (including children centres, youth services, early years and childcare services)

<input type="checkbox"/> Strongly agree	<input type="checkbox"/> Agree	<input type="checkbox"/> Neither agree nor disagree
<input type="checkbox"/> Disagree	<input type="checkbox"/> Strongly disagree	<input type="checkbox"/> Don't know

- protecting and improving health (including helping to give children the best start, supporting people wanting to make healthy changes related to alcohol, drugs, tobacco, nutrition and exercise, mental wellbeing and suicide prevention, and giving particular attention to people living with the harmful impacts of homelessness and domestic violence)

<input type="checkbox"/> Strongly agree	<input type="checkbox"/> Agree	<input type="checkbox"/> Neither agree nor disagree
<input type="checkbox"/> Disagree	<input type="checkbox"/> Strongly disagree	<input type="checkbox"/> Don't know

- community and public transport (including planning and improvements, highway maintenance, bus travel including schools)

<input type="checkbox"/> Strongly agree	<input type="checkbox"/> Agree	<input type="checkbox"/> Neither agree nor disagree
<input type="checkbox"/> Disagree	<input type="checkbox"/> Strongly disagree	<input type="checkbox"/> Don't know

- environmental services (including waste and recycling, flooding & climate change)

<input type="checkbox"/> Strongly agree	<input type="checkbox"/> Agree	<input type="checkbox"/> Neither agree nor disagree
<input type="checkbox"/> Disagree	<input type="checkbox"/> Strongly disagree	<input type="checkbox"/> Don't know

- economic development and regeneration (including employment and skills, broadband, tourism)

<input type="checkbox"/> Strongly agree	<input type="checkbox"/> Agree	<input type="checkbox"/> Neither agree nor disagree
<input type="checkbox"/> Disagree	<input type="checkbox"/> Strongly disagree	<input type="checkbox"/> Don't know

- recreational and cultural services (including library services, arts, trails & country parks)

<input type="checkbox"/> Strongly agree	<input type="checkbox"/> Agree	<input type="checkbox"/> Neither agree nor disagree
<input type="checkbox"/> Disagree	<input type="checkbox"/> Strongly disagree	<input type="checkbox"/> Don't know

- services for schools (including school admissions)

<input type="checkbox"/> Strongly agree	<input type="checkbox"/> Agree	<input type="checkbox"/> Neither agree nor disagree
<input type="checkbox"/> Disagree	<input type="checkbox"/> Strongly disagree	<input type="checkbox"/> Don't know



In February 2024, Full Council will consider what the Adult Social Care Levy will be from April 2024. The Adult Social Care Levy is a charge that is included in your Council Tax bill. This money is set aside to pay for things like caring for people at home and helping people with a disability. The Government introduced the Adult Social Care Levy to help councils pay for the increasing cost of these services. Councils are allowed to increase the Adult Social Care Levy part of their Council Tax bills, as long as the money is only spent on adults and older people who need the most care.

Whilst subject to change, the maximum increase currently permitted is 2%. If 1% was added to the Adult Social Care Levy on Council Tax bills, our latest estimates show that this would generate roughly £4.5 million extra income to spend on adult social care in Nottinghamshire, meaning approximately, an additional 33p a week for a Band D property. Just as with Council Tax, this would help pay for the increase in costs to the services provided to adults and older people who need the Council’s care. Based on this:

**08** Please tell us if you support or oppose Nottinghamshire County Council (NCC) increasing Council Tax through the Adult Social Care Levy:

- I support NCC increasing the Adult Social Care Levy at the current level permitted by government
- I support NCC increasing the Adult Social Care Levy by lower than permitted by Government
- I oppose NCC increasing the Adult Social Care Levy
- Don't know

**09** We would welcome Nottinghamshire people’s suggestions about how the Council could save money or raise additional revenue, please provide details below (100 words): \* We ask you not to identify yourself or anyone else within your response.

---

---

---

---

---

---

---

---

---

---

---

---

---

---

---

---

---

---

---

---

---

---

---

---

---

---

\*\* If you provide a comment in this section, we may include extracts in public reporting on the survey. All extracts will be anonymous and your personal details will not be shared.  
**Please tick this box if you do not want your comment to be included in reporting.**

## ABOUT YOU

The Council and partners are committed to ensuring that all of its services are delivered fairly and in compliance with its public sector duties within the Equality Act 2010. The questions in this section are voluntary but the more information you provide, then the more we can learn about customers' views of our services.

### WHAT IS YOUR AGE? TICK ONE BOX ONLY

<input type="checkbox"/> Under 18	<input type="checkbox"/> 35-44	<input type="checkbox"/> 65-74
<input type="checkbox"/> 18-24	<input type="checkbox"/> 45-54	<input type="checkbox"/> 75+
<input type="checkbox"/> 25-34	<input type="checkbox"/> 55-64	<input type="checkbox"/> Prefer not to say

### WHAT IS YOUR GENDER? TICK ONE BOX ONLY

<input type="checkbox"/> Male	<input type="checkbox"/> Female
<input type="checkbox"/> Prefer not to say	
<input type="checkbox"/> Prefer to self-describe (specify)	
<input type="text"/>	

### WHAT IS YOUR ETHNIC ORIGIN? TICK ONE BOX ONLY

<input type="checkbox"/> White - English/Welsh/Scottish/ Northern Irish/British	<input type="checkbox"/> Asian/Asian British - Chinese
<input type="checkbox"/> White - Irish	<input type="checkbox"/> Asian/Asian British - Any other Asian background (please state)
<input type="checkbox"/> White - Gypsy or Traveller	<input type="checkbox"/> Black/Black British
<input type="checkbox"/> White - any other background (please state)	<input type="checkbox"/> Black/Black British - African
<input type="checkbox"/> Mixed - Black Caribbean & White	<input type="checkbox"/> Black/Black British - Caribbean
<input type="checkbox"/> Mixed - Black African & White	<input type="checkbox"/> Black/Black British - Any other Black, background (please state)
<input type="checkbox"/> Mixed - Asian & White	<input type="checkbox"/> Arab
<input type="checkbox"/> Mixed - any other mixed background (please state)	<input type="checkbox"/> Any other ethnic group (please state)
<input type="checkbox"/> Asian/Asian British - Indian	<input type="checkbox"/> Prefer not to say
<input type="checkbox"/> Asian/Asian British - Pakistani	
<input type="checkbox"/> Asian/Asian British - Bangladeshi	

### DO YOU HAVE A LONG-TERM HEALTH NEED OR DISABILITY?

TICK ONE BOX ONLY

<input type="checkbox"/> Yes	<input type="checkbox"/> No	<input type="checkbox"/> Prefer not to say
------------------------------	-----------------------------	--

## PLEASE SPECIFY WHAT ACCESS NEEDS YOU HAVE

<input type="checkbox"/> Mobility	<input type="checkbox"/> Vision	<input type="checkbox"/> Mental Health	<input type="checkbox"/> Hearing
<input type="checkbox"/> Learning	<input type="checkbox"/> Communication	<input type="checkbox"/> Other (specify)	
<input type="checkbox"/> Prefer not to say			

## WHAT IS YOUR CURRENT EMPLOYMENT STATUS? TICK ONE BOX ONLY

<input type="checkbox"/> Employed in full-time job (30 hours plus per week)	<input type="checkbox"/> Unemployed and not currently seeking work
<input type="checkbox"/> Employed in part-time job (under 30 hours per week)	<input type="checkbox"/> Unemployed and seeking work
<input type="checkbox"/> Self employed - full-time	<input type="checkbox"/> Unemployed and unable to work
<input type="checkbox"/> Self employed - part-time	<input type="checkbox"/> Long-term sick or disabled
<input type="checkbox"/> Employed on an apprenticeship	<input type="checkbox"/> Wholly retired from work
<input type="checkbox"/> Full-time education or training (not working)	<input type="checkbox"/> Looking after family/home (e.g. homemaker, carer)
	<input type="checkbox"/> Not working - other
	<input type="checkbox"/> Prefer not to say

## WHEREABOUTS DO YOU LIVE?

<input type="checkbox"/> Ashfield	<input type="checkbox"/> Rushcliffe
<input type="checkbox"/> Bassetlaw	<input type="checkbox"/> Nottingham City
<input type="checkbox"/> Broxtowe	<input type="checkbox"/> Prefer not to say
<input type="checkbox"/> Gedling	<input type="checkbox"/> Other (please specify)
<input type="checkbox"/> Mansfield	
<input type="checkbox"/> Newark and Sherwood	

Care experienced is someone who, at any stage of their childhood, and for any length of time, has been in care e.g. looked after by the local authority. Based on this;

## DO YOU CONSIDER YOURSELF TO BE A CARE EXPERIENCED PERSON?

TICK ONE BOX ONLY

<input type="checkbox"/> Yes	<input type="checkbox"/> No	<input type="checkbox"/> Prefer not to say
------------------------------	-----------------------------	--

**TICK HERE IF YOU HAVE SERVED IN THE UK ARMED FORCES, REGULAR OR RESERVE:**

## HOW DID YOU HEAR ABOUT THIS SURVEY? TICK ONE BOX ONLY

- County Council Councillors
- Social media (e.g. Facebook, Twitter)
- MyNotts app
- Email from County Council
- Email from another organisation

- Posters/leaflets in libraries
- Town/Parish Councils
- Local media (e.g. newspaper, radio, TV)
- Word of mouth
- Other (please specify)

### THANK YOU FOR COMPLETING THE SURVEY.

Please hand it in at the council building where you picked it up or send it back to:

**FREEPOST RTCU-CTYJ-XXKA**

**Notts Survey, Nottinghamshire County Council,  
County Hall, Loughborough Road, West Bridgford, Nottingham NG2 7QP**

#### Data Protection

Personal data supplied on this survey will be held electronically and will be used in accordance with the UK General Data Protection Act (2021). The information you provide will be used for statistical analysis, management, planning and the provision of services by the County Council.


For more information explaining how NCC protects and uses your information read its Consultations and Surveys privacy statement by visiting <https://www.nottinghamshire.gov.uk/consultationsandsurveysprivacynotice>

When completed online, the survey data is hosted by Delib who are acting as data processors for this service and as such will not pass your data to any individuals or agencies. To read their privacy policy visit [https://www.delib.net/legal/privacy\\_notice](https://www.delib.net/legal/privacy_notice)


**We want to ensure we hear from all of our communities. Please contact us if you need this document in an alternative format or language.**



 **Nottinghamshire  
County Council**

Find out first... **emailme** 

 [facebook.com/nottinghamshire](https://facebook.com/nottinghamshire)

 [@NottsCC](https://twitter.com/@NottsCC)

**W** [nottinghamshire.gov.uk](https://nottinghamshire.gov.uk)  
**E** [policy@nottscc.gov.uk](mailto:policy@nottscc.gov.uk)  
**T** 0300 500 80 80

Nottinghamshire County Council,  
County Hall, Loughborough Road,  
West Bridgford, Nottingham NG2 7QP