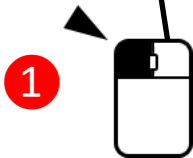


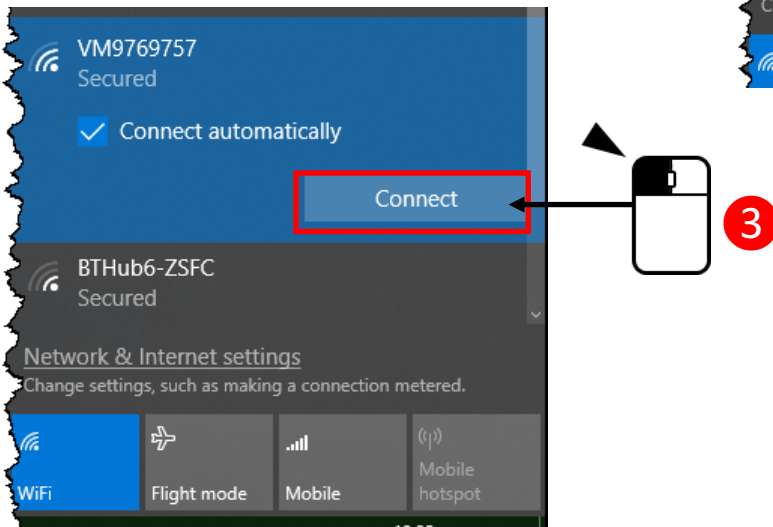
Joining a home, 4g or public Wi-Fi to access the internet

To gain access to the internet you will need to connect to a Wi-Fi router. If it's password protected you will require the password in addition to the Wi-Fi name (SSID)

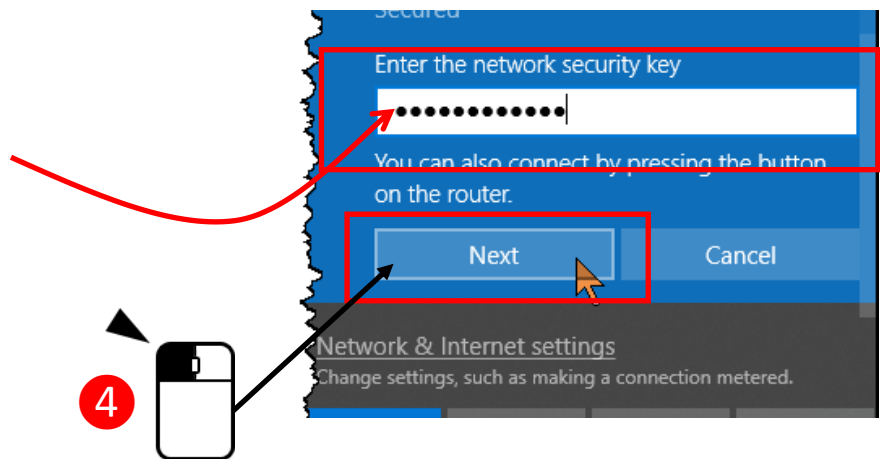
From the Desktop screen after signing in to your computer...



Select the Wi-Fi you want to join from the list of available options



Type the password for your chosen Wi-Fi, this will sometimes be printed on a label under your home router



- 5** If prompted to allow the device to be discoverable on the network **please say no**



Once you have successfully connected you will see the Wi-Fi icon and you can access the internet

Things to Remember...

- If you've been given a 4g router, check the guidance in the box to find the name of the network and password you'll need. If you're using your own Wi-Fi then connect using the same network and password as you would with other devices, such as a mobile phone.

An electronic version of this guide along with other useful information on using your device can be found at: <https://www.nottinghamshire.gov.uk/deviceuserguides>