



Nottinghamshire Children & Young People’s Plan (2009-11)

SIX MONTH MONITORING REPORT

November 2009

Contents

Page

Overview	3
Protect the most vulnerable children and young people	6
Improve educational attainment	10
Reduce the numbers of children and young people missing school	18
Increase the proportion of 16-18 year olds who are learning or working, focusing particularly on vulnerable groups	24
Provide children and young people with more places to go and things to do	28
Reduce the amount of crimes committed by young people and stop children and young people from being as scared about becoming victims of crime	32
Reduce the problems caused by drugs and alcohol for children, young people, families and communities	36
Improve the emotional well-being of children, young people and families	42
Reduce obesity among children and young people	45
Improve the sexual health of young people and reduce teenage pregnancy	48

OVERVIEW

Action plans

The ten improvement priorities of the Children & Young People's Plan are each supported by detailed action plans.

The diagram shows that 92 out of 147 of the six month milestones in these action plans have been achieved overall.

Improvement priority	Six month milestones reached
Protect the most vulnerable children and young people	77%
Improve educational attainment	n/a
Reduce the numbers of children and young people missing school	88%
Increase the proportion of 16-18 year olds who are learning or working, focusing particularly on vulnerable groups	75%
Provide children and young people with more places to go and things to do	62%
Reduce the amount of crimes committed by young people and stop children and young people from being as scared about becoming victims of crime	67%
Reduce the problems caused by drugs and alcohol for children, young people, families and communities	40%
Improve the emotional well-being of children, young people and families	100%
Reduce obesity among children and young people	77%
Improve the sexual health of young people and reduce teenage pregnancy	56%

SIX MONTH MILESTONES

out of 147

Reached	92	
Not reached	42	
Unconfirmed	13	

OVERVIEW

Performance against target

There are 31 National Indicators (NIs) in the Plan. Of these, seven are reported quarterly.

There are 31 other performance measures (non-NIs) in the Plan. Ten of these are reported quarterly.

Performance against target data is currently available for 22 out of the 62 NI and non-NI measures.

QUARTERLY MEASURES ONLY

out of 17

Above target by 10% or more	4	
Above target by 0-9.99%	0	
Below target by 0-9.99%	3	
Below target by 10% or more	4	
No target set or no data available	6	

ALL MEASURES, INCLUDING QUARTERLY

out of 62

Above target by 10% or more	6	
Above target by 0-9.99%	3	
Below target by 0-9.99%	6	
Below target by 10% or more	7	
No target set or no data available	40	

OVERVIEW

Performance trends

Performance trend data is currently available for 41 out of the 62 NI and non-NI measures in the Plan.

Trend data is available for 16 of the 17 quarterly measures.

QUARTERLY MEASURES ONLY

out of 17

Measures showing POSITIVE trend	7	
Measures showing STABLE trend	6	
Measures showing NEGATIVE trend	3	
Measures with no trend data available	1	

ALL MEASURES, INCLUDING QUARTERLY

out of 62

Measures showing POSITIVE trend	23	
Measures showing STABLE trend	7	
Measures showing NEGATIVE trend	11	
Measures with no trend data available	21	

PROTECT THE MOST VULNERABLE CHILDREN AND YOUNG PEOPLE

Lead officer: Pam Rosseter

Action plans

Number of six month milestones **reached**: **10**

Number of six month milestones **not reached**: **3**

Explanation/commentary for those not reached

Two of the three milestones reached have been partially completed. These are :

Domestic Violence:

- Women's aid worker in each duty point – achieved other than in Mansfield/Ashfield where recruitment issues have prevented completion
- Reviewed implementation of practice guidance – this has begun and in a process. Hope to complete by end of January 2010

One has been delayed:

- Bullying - Practice Guidance re E-Safety. The development of this cross authority guidance has been delayed due to other work priorities. Revised timetable to be agreed with City partners in a meeting in November

Six month summary

Examples of solid outcomes/making a difference, including examples from other agencies
<ul style="list-style-type: none">• Women's Aid workers now present at duty points in two out of the three localities, so improving our response to Domestic Violence• A new service is in place to provide support to young carers, commissioned from Family Action• Pilot project for missing children in place in Mansfield / Ashfield, thus improving the service to this very vulnerable group
Examples of narrowing the gap (incl. socio-economic, ethnicity, gender, geography)
<ul style="list-style-type: none">• The new service for young carers will promote their engagement with social and educational opportunities and so support improved outcomes for them across the Every Child Matters outcomes framework
Examples of participation (i.e. how have children and families informed activities delivered under this priority? And have they helped to review the impact of the activities?)
<p>Children and young people have been directly engaged in the pilot for obtaining their feedback about the effectiveness of child protection plans involving them. Responses will be reviewed to feed in their view of 'what works' into practice. Young people have been directly involved in the design and commissioning of the new service to support young carers. They will also be involved in the subsequent evaluation of the service.</p> <p>Overall, the Nottinghamshire Safeguarding Children Board (NSCB) continues to demonstrate a commitment to engagement with and participation of children and young people. The Chair and NSCB development manager attend meetings of the Children's Board twice a year, one of these to consult on the proposed NSCB Business Plan. A young people's panel is part of the recruitment process for NSCB officer posts (most recently the NSCB Development Manager)</p>
Problems/issues encountered so far and those anticipated in the future
N/A
Examples of best practice/good news stories
See above
Overall, do you feel year end targets/improved outcomes will be achieved under this priority?
Yes

Six month performance

Title	Better to be High or Low?	Spatial Level	07/08 Actual	08/09 Actual	08/09 Target	Q1 Actual	Q2 Actual	09/10 Target	Against Target	Recent Trend	Comments
National Indicators (NI)											
Child protection plans (CPP) lasting 2 years or more (NI 64)	Lower*	County	7%	10.7%	☒	9.2%	7.7%	<10%	4	POSITIVE	Quarters 1 & 2 have continued to show improvement against the 08/09 figure. The figures are within target and will continue to receive close management attention
% children becoming the subject of a CPP for a second/subsequent time (NI65)	Lower*	County	16%	15.2%	☒	16.7%	14.6 %	12%	1	POSITIVE	Quarter 2 shows an improvement on the first quarter but is still above the target for the year. This area will continue to receive close management attention
Children who have experienced bullying (NI 69)	Lower	County	48.3%	☒	☒	⌚	⌚	☒	☒	☒	Data from TellUs survey to be published Jan 2010
Children who have run away from home/care overnight (NI 71)	Higher	County	☒	6	☒	⌚	⌚	☒	☒	☒	

Title	Better to be High or Low?	Spatial Level	07/08 Actual	08/09 Actual	08/09 Target	Q1 Actual	Q2 Actual	09/10 Target	Against Target	Recent Trend	Comments
Other measures in CYP Plan											
Number of CAFs completed	Higher	County	☒	125	☒	46	48 (94 since start of year)	☒	☒	POSITIVE	Though progress has been steady, the number of Common Assessment Frameworks (CAFs) remains low. Further evaluative work on CAFs is planned for later in the year.
Identifying more cases of private fostering	Higher	County	12	16	☒	24	21	☒	☒	STABLE	The steady growth in numbers reflects ongoing work to promote awareness and reporting in this area

* For a number of NIs, good performance is not simply measured by a higher/lower value, but may require performance to be within a certain range, albeit generally higher/lower – refer to NI definitions for further guidance

4	Above target by 10% or more	(p)	Provisional data
3	On or above target by up to 10%	⌚	Annual measure
2	Below target by up to 10%	☒	No data available/no target set
1	Below target by 10% or more		

Action plans

Number of six month milestones **reached**: Not applicable – no mid academic year milestones

Number of six month milestones **not reached**: Not applicable – no mid academic year milestones

Explanation/commentary for those not reached

- See performance table below (NI 75, NI 78, NI 105) for commentary on 2008/09 academic year end milestones

Six month summary

Examples of solid outcomes/making a difference, including examples from other agencies

- Three National Challenge schools achieved Fischer Family Trust Data (FFTD)
- 51% of schools now graded good for leadership and management by Ofsted
- Significant improvement in 5+ A*-C for the past four years and in 2009 above national average. 5+ A*-C including English and maths improved at twice the national average for three years

Examples of narrowing the gap (incl. socio-economic, ethnicity, gender, geography)

- No data as yet although each year our Learning Difficulties and Disabilities (LDD) students improve at a similar rate to their peers

Examples of participation (i.e. how have children and families informed activities delivered under this priority? And have they helped to review the impact of the activities?)

- No evidence

Problems/issues encountered so far and those anticipated in the future

- Staffing in the core subjects in schools in challenging circumstances
- No effective recruitment & retention policy in place in the county

Examples of best practice/good news stories

- The National Challenge schools, as a group, improved at 5+A*-C including English and maths at a higher rate than other schools
- Three of the National Challenge schools performed at FFTD

Overall, do you feel year end targets/improved outcomes will be achieved under this priority?

The difficulty for us is that this is an annual measure, not in sync with the Children & Young People's Plan, so we know that 2008/09 targets have not been achieved.

Six month performance

NI Title	Better to be High or Low?	Spatial Level	07/08 Academic Year Actual	08/09 Academic Year Actual	08/09 Academic Year Target	Against Target	Recent Trend	Comments
Achievement of at least 78 points across Early Years Foundation Stage (NI 72)	High	County	50%	49.2%	56%	1	NEGATIVE	<p>The proportion of children attaining a good level of achievement remained static in 2009 despite gains made in the previous two years. Against 2008 statistical neighbours, the Local Authority (LA) is ranked 7th and is 10% below the highest performing LA. Nottinghamshire's inequality gap (NI 92) showed less than a 1% improvement, despite some very focused and targeted interventions, many of which have not had time to impact.</p> <p>The LA data indicates that the overall percentage of children achieving 6+ in all areas remained relatively static over the last three years which is linked to limited LA capacity to support Reception teachers in improving quality and thereby raising attainment. The 1.2% increase in Personal, Social and Emotional Development (PSED) scores is attributed to the positive impact of universal Social and Emotional Aspects of Development (SEAD) training. In Communication, language and Literacy development (CLLD) there has been a slight</p>

NI Title	Better to be High or Low?	Spatial Level	07/08 Academic Year Actual	08/09 Academic Year Actual	08/09 Academic Year Target	Against Target	Recent Trend	Comments
								decline of 0.9% in overall scores, with writing identified as an area for development, particularly in relation to boys. The gap between boys and girls is, however, narrowing, particularly in Linking Sounds and Letters which is leading to greater improvements in reading. Improvements at 6+ were seen in most areas of learning and most strands but there is a trend of declining attainment in the mathematical strands Numbers as Labels for Counting (NLC) and Space, Shape & Measures (SSM) due to limited problem solving opportunities and a need to improve strategies for teaching and learning.
Achievement at Level 4+ in both English and Maths at KS2 (NI 73)	High	County	75.0%	75.2% (p)	81%	2	POSITIVE	Provisional data for Key Stage 2 in 2009 indicates that 75.3% of pupils achieved Level 4+ (combined), a fall of 0.2% since 2008 but an overall rise of 3.5% since 2007. Standards in English also fell by 0.5% to 81.7%, but again there has been an overall improvement of 2.2% since 2007. Standards in mathematics rose to 82.1%, an increase of 0.3% since 2008 and 3.9% since 2007. The proportion of pupils gaining the higher Level 5 in English has fallen by 2% since 2008 to 30.2%, a 3% decline since 2007. The proportion of pupils gaining Level 5 in mathematics is 37%, an increase of 1.5% since 2008 and of 3.2% since 2007. Overall 21.3% of pupils achieved Level 5 (combined), a fall of 1% since 2008 and of 1.2% since 2007.
	High	Ashfield	70.4%	72.8% (p)	78%	2	POSITIVE	
	High	Bassetlaw	73.8%	71.4% (p)	78%	2	NEGATIVE	
	High	Broxtowe	77.5%	74.5% (p)	82%	2	NEGATIVE	
	High	Gedling	80.1%	78.3% (p)	83%	2	NEGATIVE	
	High	Mansfield	68.4%	69.9% (p)	78%	1	POSITIVE	
	High	N & S	75.6%	76% (p)	82%	2	POSITIVE	
	High	Rushcliffe	86.8%	83.9% (p)	88%	2	NEGATIVE	
Achievement of 5+ A*-C grades at GCSE, incl. English and Maths (NI 75)	High	County	43.3%	47.5% (p)	53%	1	POSITIVE	Targets were set by government to meet national targets. Even with the trajectory we had set ourselves, they were unlikely to be achieved. However, for a third year we have improved at twice the national average and are much closer to the target than in previous years. A series of networks, development programmes and identified schools for intervention are in process. A sharper focus on vulnerable groups and English and maths will provide improved results next year.
	High	Ashfield	36.3%	43.4% (p)	48%	2	POSITIVE	Ashfield schools made considerable progress this year (7.1%). Focused intervention on those schools which did not meet their targets is in place. All schools are in a learning partnership to improve practice (ALPS), and schools that require English and/or maths support are in subject improvement programmes. One school has been federated with a successful county school and three in National Challenge have significant support programmes in place. (All 3 achieved above FFTD)


NI Title	Better to be High or Low?	Spatial Level	07/08 Academic Year Actual	08/09 Academic Year Actual	08/09 Academic Year Target	Against Target	Recent Trend	Comments
	High	Bassetlaw	38.3%	40% (p)	48%	1	POSITIVE	Bassetlaw schools did not make as significant progress as anticipated. One school is in Notice to Improve and is receiving significant support and intervention. Two other schools are in partnership with a successful school to raise standards. These are also National Challenge schools that have extensive support and intervention. All are in subject programmes and/or Raising Achievement Networks.
	High	Broxtowe	42.1%	52.8% (p)	58%	2	POSITIVE	Broxtowe schools made significant progress this year (10.7%). One school has now closed, one has come out of Notice to Improve, one is still in the category but made the largest increase in results in the county. The two schools in National Challenge both made good progress. All are in partnerships, Networks or subject programmes.
	High	Gedling	47.6%	50.1% (p)	54%	2	POSITIVE	Gedling schools did not make significant progress this year, although two schools are now classified as outstanding. Three schools were at or close to FFTD. Two schools are in National Challenge and significant support and intervention is in place.
	High	Mansfield	35.8%	38.1% (p)	47%	1	POSITIVE	Mansfield schools overall did not make significant improvement. However, one achieved FFTD and a second made significant improvement. All schools are in a leadership network and most are also in a partnership or subject programme. The Academy in Mansfield gained the second lowest results in the county and as we have no access to their provision they could continue to lower our results. One other school is also in National Challenge and gained the lowest results. Significant support and intervention is in place
	High	N & S	39.2%	43.3% (p)	50%	1	POSITIVE	Newark and Sherwood did not make significant progress this year. However, there was some turbulence in the district. One school, Newark High, was closed and all of their pupils transferred to the Grove which had a significantly negative impact on their results. A second school is in Special Measures and this has now been taken over by another successful school in the district as a National Challenge Trust. A further National Challenge school has extensive support and intervention. All schools are in a partnership, network and/or subject programme.
	High	Rushcliffe	64.3%	66% (p)	69%	2	POSITIVE	Rushcliffe made a little progress this year. There was a mixed picture where two schools' (three gaining ground schools) results improved significantly but others declined. Partnerships are in place in two schools and two successful schools provide support for others. Some high attaining schools are still not achieving the levels that national predictions suggest. However, as they are high attaining, it is harder to engage them in programmes (John Slater has written to one of them). Local Authority support plan for one of the schools is in place.

NI Title	Better to be High or Low?	Spatial Level	07/08 Academic Year Actual	08/09 Academic Year Actual	08/09 Academic Year Target	Against Target	Recent Trend	Comments
Reduction in number of schools with fewer than 30% pupils at 5 A*-C GCSE (NI 78)	Low	County	5	5 (p)	5	3	STABLE	Provisional data shows one school in each of Bassetlaw, Gedling and Mansfield, and two schools in Newark & Sherwood. Five schools performed below 30% this year and only three were predicted to do so. In two schools, the English results did not match expectation and partnerships with successful schools are now in place. In the third, serious staffing problems related to long term ill health mitigated against improvement. These problems are now resolved. One of the schools is in Special Measures and is now part of a National Challenge Trust with a successful school. The other school is in discussion with the Local Authority regarding a structural solution. In the short term intervention plans are in place.
Narrowing gap between lowest achieving 20% in the Early Years Foundation Stage Profile and the rest (NI 92)	Low	County	35.6%	34.6%	30%	1	POSITIVE	Whilst the gap between the lowest attaining 20% and the rest continues to narrow year on year, there is an urgent need to accelerate the rate in which the gap is narrowed as it closed by only 1% over the last three years. The majority of the lowest 20% are located within the 30% Super Output Areas and include boys, summer born and SEN children, which matches the national picture. Further analysis is planned with regards Looked After Children, Free School Meals (FSM), Ethnic Minority Achievement Grant (EMAG), Special Educational Needs (SEN), the Gypsy, Roma and Traveller Community (GRT) and English as an Additional Language (EAL) groups to provide a more rounded picture of LA performance. The average score of the lowest 20% went up from 53.3% to 59.5% in 2009 but there is a marked difference in overall achievement in PSED when compared to CLLD, which lags behind by 24.6%. Only 2 in 5 children in the lowest 20% achieve 6+ in CLLD and the LA will need to consider the sustainability of the Every Child a Talker (ECAT) strategy with targeted settings. The LA has identified Mansfield, Ashfield and Bassetlaw as the areas of greatest need and, where targeted interventions have taken place such as in the Ravensdale and Forest Town areas, the LA has seen improved outcomes. Partnership working between Children's Centre staff and the GRT and EAL teams is having a positive impact in the districts of Newark and Sherwood and Beeston. Locality district 'Enjoy and Achieve' groups provide a valuable forum for all stakeholders to share strategies aimed at improving outcomes for the most vulnerable groups

NI Title	Better to be High or Low?	Spatial Level	07/08 Academic Year Actual	08/09 Academic Year Actual	08/09 Academic Year Target	Against Target	Recent Trend	Comments
Progression by 2 levels in English between KS1 & KS2 (NI 93)	High	County	80.4%	81.2% (p)	89%	2	POSITIVE	<p>There has been increased training and awareness raising for school leaders and School Improvement Partners (SIPs). SIPs have been briefed to undertake greater challenge to schools in their Autumn term dialogue and then track progress of targeted pupils throughout the year. There has been a sharper focus has in all support/intervention programmes on ensuring that all pupils make two levels progress.</p> <p>Targets are aspirational, not SMART. This is the main reason for performance below target.</p>
	High	Ashfield	75.6%	80.3% (p)	89%	2	POSITIVE	
	High	Bassetlaw	78.8%	81.3% (p)	89%	2	POSITIVE	
	High	Broxtowe	79%	79.1% (p)	87%	2	POSITIVE	
	High	Gedling	83.1%	82.6% (p)	91%	2	NEGATIVE	
	High	Mansfield	78%	80.2% (p)	88%	2	POSITIVE	
	High	N & S	79.5%	81.4% (p)	89%	2	POSITIVE	
	High	Rushcliffe	85.9%	83.5% (p)	92%	2	NEGATIVE	
Progression by 2 levels in Maths between KS1 & KS2 (NI 94)	High	County	80.3%	83% (p)	87%	2	POSITIVE	<p>See above (NI 93)</p> <p>Targets are aspirational, not SMART. This is the main reason for performance below target.</p>
	High	Ashfield	75.2%	82.9% (p)	84%	2	POSITIVE	
	High	Bassetlaw	79.3%	82.2% (p)	87%	2	POSITIVE	
	High	Broxtowe	77%	80.9% (p)	85%	2	POSITIVE	
	High	Gedling	82.1%	85.6% (p)	90%	2	POSITIVE	
	High	Mansfield	74.4%	78.5% (p)	84%	2	POSITIVE	
	High	N & S	78.2%	80.9% (p)	87%	2	POSITIVE	
	High	Rushcliffe	86.8%	89.5% (p)	89%	3	POSITIVE	
Looked after children reaching Level 4 in English at KS2 (NI 99)	High	County	38%	⊗	42.3%	⊗	⊗	Provisional data available from end November 2009

NI Title	Better to be High or Low?	Spatial Level	07/08 Academic Year Actual	08/09 Academic Year Actual	08/09 Academic Year Target	Against Target	Recent Trend	Comments
Looked after children reaching level 4 in Maths at KS2 (NI 100)	High	County	38%	☒	46.2%	☒	☒	Provisional data available from end November 2009
Looked after children achieving 5 A*-C GCSEs (including English & Maths) (NI 101)	High	County	16%	☒	9.1%	☒	☒	Provisional data available from end November 2009
Achievement gap between pupils eligible for free school meals and their peers achieving the expected level at KS2 (NI 102a)	Low	County	23.8%	23.1% (p)	☒	☒	POSITIVE	Finalised data available January 2010 The FSM issue has been raised with SIPS but reason for the gap is not yet fully known. In 2009, using provisional data, the gap between FSM and non FSM pupils in Nottinghamshire was -23.1% compared with -23.8% in 2008. A strategy for improvement is presently being implemented involving School Improvement Services, Looked After Children Service, Every Child a Reader, Inclusion Support Service and Behavioural Support Service. All teams are working together on strategies to Close the Gap including Literacy Networks, One to One Tuition, and identification of young people in each school whose needs are to be addressed.
Achievement gap between pupils eligible for free school meals and their peers achieving the expected level at KS4 (NI 102b)	Low	County	31.7%	32.2% (p)	☒	☒	NEGATIVE	Finalised data available January 2010. A strategy for improvement is presently being implemented involving School Improvement Services, Looked After Children Service, Every Child a Reader, Inclusion Support Service and Behavioural Support Service. All teams are working together on strategies to close the gap, including literacy networks, one to one tuition, and identification of young people in each school whose needs are to be addressed.

NI Title	Better to be High or Low?	Spatial Level	07/08 Academic Year Actual	08/09 Academic Year Actual	08/09 Academic Year Target	Against Target	Recent Trend	Comments
The SEN/non-SEN gap – achieving KS2 English & maths threshold (NI 104)	Low	County	52.4%	56.8% (p)	<input type="checkbox"/>	<input type="checkbox"/>	NEGATIVE	Data available January 2010 As above for NI 102b, but also Nottinghamshire is one of ten Local Authorities chosen for a national pilot to raise standards for Learning Difficulties and Disabilities (LDD) students. Seven secondary, 42 primary, the Nottinghamshire Learning Centre and a special school are involved. 20 secondary schools and eight special schools are currently piloting Foundation Learning Tier development work to ensure appropriate pathways for LDD students
The SEN/non-SEN gap – achieving 5 A*-C GCSE incl. English & maths (NI 105)	Low	County	42.5%	41.1% (p)	<input type="checkbox"/>	<input type="checkbox"/>	POSITIVE	Data available Jan 2010 As above for NI 102b, but also Nottinghamshire is one of ten local authorities chosen for a national pilot to raise standards for LDD students. Seven secondary, 42 primary, the Nottinghamshire Learning Centre and a special school are involved. 20 secondary schools and eight special schools are currently piloting Foundation Learning Tier development work to ensure appropriate pathways for LDD students.

4	Above target by 10% or more	(p)	Provisional data
3	Above target by 0-9.99%		Annual measure
2	Below target by 0-9.99%	<input type="checkbox"/>	No data available/no target set
1	Below target by 10% or more		

REDUCE THE NUMBERS OF CHILDREN AND YOUNG PEOPLE MISSING SCHOOL

Lead officer: Rob Lancaster

Action plans

Number of six month milestones **reached**: **14**

Number of six month milestones **not reached**: **2**

Explanation/commentary for those not reached

- Guidance on use of Common Assessment Framework (CAF) for Persistent Absence (PA) and/or excluded pupils - guidance in preparation – needs more work
- Current local authority targets for the reduction of persistent absence - 19 secondary and 19 primary identified as PA schools. 12 secondary and 11 primary have higher PA than last year

Six month summary

Examples of solid outcomes/making a difference, including examples from other agencies

- Person Centred Approaches – 30+ children and young people will have Person Centred Transition Reviews completed by September 2009
- Nurture Group Network for schools set up by the Behavioural Support Team (BST) Nurture Conference held with 65 participants from 55 primary and secondary schools
- Completion of the Behaviour and Attendance (B&A) Strategy and the consultation that has taken place with schools to develop the Council's Strategy
- The engagement of 14-19 consultants, notably at the Nottinghamshire Learning Centre (NLC), to widen access and develop the quality of provision
- Identification of good practice to be included in the B&A Strategy. Examples of good practice in primary schools (e.g. Hawtonville, Candleby Lane, King Edward Primary) have been identified for the creation of 'nurturing environments', including 'nurture' groups
- The pilot programme to develop functional skills at 14-19 has been completed. The NLC has been offered Open College Network (OCN) centre recognition as part of the Foundation Learning Tier rollout. The incremental introduction of the foundation learning tier is underway at the NLC
- Support schools in developing a positive ethos and climate for learning through the development of secondary Social and Emotional Aspects of Learning (SEAL) has been extended with the implementation of phase three developments. In targeted schools (pilot, phase two and three), consultants support SEAL development and disseminate good practice. The B&A Strategy provides support and guidance to schools and

consultants to manage SEAL network meetings

- OfSTED inspection reports indicate 80% good or better behaviour in secondary school inspections by the end of the academic year
- Joint Access Teams (JATs) established in 37 families. Impact assessments and data collection/collation are in preparation. Examples of good practice in several JATs – Harry Carlton Family, Newark JAT
- 18 Parenting Support Advisors (PSA) in place, supporting 68 schools. Impact assessments being collated
- All secondary schools continue to operate Area Admission Panel (AAP) structure to support hard to place pupils

Examples of narrowing the gap (incl. socio-economic, ethnicity, gender, geography)

- All children currently receiving Person Centred Transition Reviews will have a Statement of Special Educational Needs (SEN) or be at School Action Plus. Some will also be 'Looked After' (LAC)
- PA data has been shared with all School Improvement Partners (SIPs). The school data has been shared with all and individual pupils' data with specific SIPs in relation to their schools. This information shows Free School Meals (FSM), gender, ethnicity and LACs
- SIPs have details of the outcomes for Personal Development in the last OfSTED inspection for all Nottinghamshire schools
- PSAs/Family Intervention Project (FIP) workers engaging some of the most difficult to reach parents, with positive impact on attendance for example
- JATs continue to 'bridge' the gap for parents and children from difficult circumstances in areas of education/health/social care
- AAPs continue to engage young people in challenging circumstances with learning
- Nurture Groups providing another tool for schools to use in supporting vulnerable children and improving attainment in vulnerable boys

Examples of participation (i.e. how have children and families informed activities delivered under this priority? And have they helped to review the impact of the activities?)

- Children, young people and their parents/carers are integral to person centred reviews and feedback has been extremely positive
- Student voice has led to pupils, previously reluctant to attend school, now attending more regularly in Nurture Groups, and parents are positive about the impact
- Pupils were consulted in the design and development of the B&A Strategy. The outcomes are shown in the case studies associated with the full version of the strategy
- Pupils contributed to the evaluation of SEAL phase two

Problems/issues encountered so far and those anticipated in the future

- Capacity of trained trainers to facilitate the development of person centred reviews
- Reluctance of professionals to use the CAFs instead of their current assessments
- Complexities around Transition issues
- Going back to deal with the SEAL programme where progress has been limited in at least one identified secondary school
- Engaging ALL schools with a common message around B&A, although the new OfSTED framework will be an aid

Examples of best practice/good news stories

- Foxwood Special School and Sutherland House becoming 'Beacon Schools' for person centred reviews
- Pooled cross-service funding accessed for 2009/10 for development of Nurture Group development
- Nurture Group facilitators' network established with schools identified as having good practice, e.g. Lynncroft and Hawtonville
- B & A strategy for schools has identified case studies of good practice
- All secondary schools have agreed to work in eight separate B & A partnerships and at least two clusters are keen to implement these ahead of schedule
- Good work on phase two SEAL at Alderman White and Valley schools – positive impact at Queen Elizabeth's, a school in extremely challenging circumstances
- PSA induction programme exemplary
- Primary School cooperation in Mansfield Woodhouse to support improved behaviour
- Good practice conferences for PA schools enabled four secondary schools to share how their good practice has led to improved outcomes
- Killisick Primary school with outstanding OfSTED judgement in relation to SEAL, family SEAL and SEAL Nurture Groups also observed by regional B & A adviser

Overall, do you feel year end targets/improved outcomes will be achieved under this priority?

12 month milestones within this current plan can be met by responding to the following:

- The momentum can be sustained and, if strategic leadership is established, then Person Centred Approaches can be embedded, but a lot of work to do on changing hearts and minds at an operational level
- Sharing of data is a much harder target to meet, as there appears to be no clear systems or lines of communication yet established across the department
- Targets will be achieved with more work focused upon 'narrowing the gap'. There is a lack of understanding of this aspect of the OfSTED framework. Schools need to make better use of their data
- The use of the CAF needs much more work to establish its suitability for use with all permanently excluded students
- As impact assessments are completed on the work of the JAT/PSAs/FIP, a clearer picture will emerge for their direction of travel and future development
- Partnership work around B&A will be a challenge in some cases. Emerging guidance/statutory requirements from the Department for Children, Schools and Families will assist the funding of provision and support for behaviour requires very careful management
- There is a need to address some perceived conflicting pressures – attainment/achievement versus 'inclusion' - the new OfSTED framework will assist this process.

Six month performance

Title	Better to be High or Low?	Spatial Level	07/08 Actual	08/09 Actual	08/09 Target	09/10 Target	Against Target	Recent Trend	Comments
National Indicators (NI)									
Secondary schools judged as having good/outstanding standards of behaviour (NI 86)	High	County	57.8%	60% (p)	☒	66.7%	☒	POSITIVE	The measurement is calculated at 31 st December each year. In July 2009, OfSTED data indicated that 80.5% of secondary schools had behaviour that was good or better. Currently, schools are being briefed around securing positive judgements for those aspects of 'six month summary' (above) which indicate personal development outcomes, but could limit the overall judgement on the school. The recently published 'Behaviour Challenge' will provide a driver to improve behaviour in schools as will the new OFTSED framework. The Council, through its Behaviour and Attendance (B & A) Strategy for Schools, will ensure a targeted and coordinated approach
Secondary school persistent absence rate (NI 87)	Low	County	6%	6.64% (p)	7%	5.2%	3	NEGATIVE	Continuing to work with the Educational Welfare Service to reduce persistent absence (PA). School Improvement Partnerships (SIPs) briefed on the PA agenda and advised of the need to ensure that all PA students are identified and targeted in each school. A county wide conference with all PA schools and their families held on October 21 st 2009 with B & A Regional Adviser. Each PA school required to produce a detailed action plan which will be monitored. Work on the development of school B & A partnerships will confirm district targets for reducing PA and exclusions *2009/10 district targets are indicative only and as yet unconfirmed
		Ashfield		6.14% (p)		5.1%*			
		Bassetlaw		8.41% (p)		6.5%*			
		Broxtowe		4.72% (p)		4.2%*			
		Gedling	☒	6.39% (p)	☒	5.3%*	☒	☒	
		Mansfield		7.74% (p)		6.5%*			
		N & S		6.49% (p)		5.4%*			
		Rushcliffe		4.72% (p)		3.8%*			
Rate of permanent exclusions from school	Low	County	0.15%	0.13% (p)	0.14%	0.13%	3	POSITIVE	Work on the development of school B & A partnerships will confirm district targets for PA and exclusions. Although positive against the previous year, the overall trend is that the rate is not falling. The national rate in 2007/8 was 0.11% and Nottinghamshire is not
		Ashfield	☒	0.24% (p)	☒	☒	☒	☒	

Title	Better to be High or Low?	Spatial Level	07/08 Actual	08/09 Actual	08/09 Target	09/10 Target	Against Target	Recent Trend	Comments
(NI 114)		Bassetlaw		0.09% (p)					performing well enough against its regional or statistical neighbours using 2007/8 figures. The publication of 'Behaviour Challenge' and the identification of the Council as one requiring 'Targeted Support' confirm the importance of the emerging B & A Strategy for Schools, which is due for launch in January 2010. As part of this, a national challenge intervention programme will be developed by December 2009, with phase one being implemented between January and March 2010
		Broxtowe		0.12% (p)					
		Gedling		0.17% (p)					
		Mansfield		0.10% (p)					
		N & S		0.10% (p)					
		Rushcliffe		0.11% (p)					
Other measures in CYP Plan									
% total days lost to exclusion from school	Low	County	18,085	15,362	☒	☒	☒	ALL POSITIVE	There was a reduction in the days lost for learning from 15,362 which is 15% less than 2007/8. Days lost to permanent exclusions not included
		Ashfield	2,758	2,141					
		Bassetlaw	2,818	2,628					
		Broxtowe	2,122	1,819					
		Gedling	3,268	2,601					
		Mansfield	3,389	2,639					
		N & S	2,013	1,956					
		Rushcliffe	1,718	1,579					
No./% of excluded boys from Black African, Black Caribbean or dual heritage backgrounds	Low	County	14 (0.79%)	6 (0.32%)	☒	☒	☒	☒	The statistical significance of data for these pupils is unreliable. However, there are indications that dual heritage pupils tend to be excluded disproportionately. Targets to bring down figures for dual heritage and Black Caribbean pupils are being developed. Specific schools will be targeted. Figures based on permanent exclusions only

Title	Better to be High or Low?	Spatial Level	07/08 Actual	08/09 Actual	08/09 Target	09/10 Target	Against Target	Recent Trend	Comments
Number/percentage of children with SEN who are excluded	Low	County	119 (0.57%)	115 (0.52%)	☒	☒	☒	☒	Information was passed to SIPs for discussion during their visits to schools. OfSTED inspection teams chose to ignore the evidence. Specific SIPs are to be targeted again, and the new framework will ensure that schools address this issue Figures based on permanent exclusions – SEN pupils with statement, school action and school action plus
		Ashfield	34 (0.96%)						
		Bassetlaw	12 (0.34%)						
		Broxtowe	10 (0.38%)						
		Gedling	21 (0.38%)						
		Mansfield	13 (0.34%)						
		N & S	13 (0.43%)						
		Rushcliffe	12 (0.46%)						
Progress of pupils out of school as a result of persistent absence or permanent exclusion	Work is being undertaken to construct a suitable way of measuring this element. It is likely that NI 102 (Achievement Gap between pupils eligible for free school meals and their peers achieving the expected level at Key Stage 4) will be used as a proxy measure The current provisional performance for NI 102 is 32.2%								

4	Above target by 10% or more	(p)	Provisional data
3	Above target by 0-9.99%	⌚	Annual measure
2	Below target by 0-9.99%	☒	No data available/no target set
1	Below target by 10% or more		

INCREASE THE PROPORTION OF 16-18 YEAR OLDS WHO ARE LEARNING OR WORKING, FOCUSING PARTICULARLY ON VULNERABLE GROUPS

Lead officer: Denis McCarthy

Action plans

Number of six month milestones **reached**: 9

Number of six month milestones **not reached**: 3

Explanation/commentary for those not reached

Evaluation and learning from the Key Stage (KS) Four Engagement Programme will be discussed in the County Not in Education, Employment or Training (NEET) Strategy Group in the second part of the year. Work with the Youth Offending Service (YOS) around a joint strategy is ongoing. This work has been slowed down by a change in personnel and we would hope to have it in place during the second part of this year. Finally, the proposal to develop an apprenticeship programme for young people in receipt of after care services is ongoing.

Six month summary

Examples of solid outcomes/making a difference, including examples from other agencies

The first six months of 2009 have been challenging with regard to the NEET target, primarily because of the significant impact of the recession on the local economy and on young people. Many of these issues are documented nationally. In particular, young people in employment or undertaking apprenticeships or Work Based Learning (WBL) have been affected by the recession and moving young people out of NEET has not been easy. Having said this, the implementation of the September Guarantee covering all 2009 school leavers and 17 year olds, and our best ever school leaver destination results, have meant that we have made the most of the Autumn start to increase the proportion of young people in learning, thus reducing NEET overall.

Comparison with statistical neighbours: At the end of August 2009, when NEET in Nottinghamshire was 5.8%, we compared very well with our statistical neighbours, the England Average (8.7%) and the East Midlands Average (7.9%). Amongst our statistical neighbours, only Kent (4.3%) and Dudley (5.8%) were performing as well or better than Nottinghamshire for the proportion of 16-18 year olds in NEET.

Examples of narrowing the gap (incl. socio-economic, ethnicity, gender, geography)

The data below shows that the proportion of Teenage mothers in learning and work has increased, although this remains well below the national target. Similarly, we have seen increases in the proportion of young people looked after (LAC) and with Learning Difficulties and Disabilities (LDD) in learning and

work. Although in both cases the gap with the overall cohort has narrowed slightly (particularly with the LDD cohort), the difference remains greater than we would want to achieve and we hope to reduce this further in the coming months.

A post-16 Retention Strategy Group, involving the Learning & Skills Council (LSC), 14-19 Partnership and Connexions was established to gather a more in-depth analysis of post 16 drop out and to develop suitable solutions. With increasing numbers of school leavers entering learning in the county, retention will be key to maintaining NEET at a sustainably low level and help us prepare for the full introduction of the raising of the participation age.

Examples of participation (i.e. how have children and families informed activities delivered under this priority? And have they helped to review the impact of the activities?)

No specific participation activity in the first half of this year. However, we will be able to provide some information in the spring.

Problems/issues encountered so far and those anticipated in the future

The major challenge currently is the state of the economy and its impact on young people. We expect this to continue to be influential in the coming months. The Machinery of Government changes locally will bring significant challenges and opportunities for the Partnership and we will need to ensure that this does not impact negatively on the planning and commissioning of provision for young people.

Examples of best practice/good news stories










As part of the September Guarantee process in 2009, we have staff from Nottinghamshire Training Network seconded to the Connexions Opportunities Team for five weeks to support the implementation of the Guarantee through contact with learning providers.







Overall, do you feel year end targets/improved outcomes will be achieved under this priority?

Whilst the current economic conditions have caused an increase in NEET nationally and in Nottinghamshire we saw a rise through the year, we feel hopeful to achieve the 16-18 NEET target. We continue to track vulnerable groups closely.

Six month performance

Title	Better to be High or Low?	Spatial Level	07/08 Actual	08/09 Actual	08/09 Target	Q1 Actual	Q2 Actual	09/10 Target	Against Target	Recent Trend	Comments
National Indicator (NI)											
16 – 18 year old NEET (NI 117)	Low	County	4.5%	4.3%	4.4%	5.4%	4.5%	4.3%	2	POSITIVE	The <u>county level</u> performance is calculated using the national formula for NEET (by residency, except where in Further Education) and is measured as an average over November, December and January each year. We saw a rise in NEET overall through most of 2009 as a result of the economic recession and its impact of young people was felt. However, having achieved the best ever Year 11 destinations figures, where over 94% of the 2009 school leaver cohort entered learning or work, and having successfully implemented the September Guarantee for school leavers and 17 year olds, we have seen NEET reduce to a level comparable with where it was in September 2008 (4.5%) and also September 2007 (4.7%). In what are highly challenging economic conditions, we feel this reflects very positive performance in Notts.
	Low	Ashfield	5.1%	4.3%	5.0%	6.5%	5.2%	5.0%	2	POSITIVE	District level data is presented using a residency only calculation and the targets for this are set for November 2009 each year to fit in with the measurement period for the national target. Therefore end of year figures are as at November. The 07/08 figures for districts are taken from March 2008 to provide a baseline.
	Low	Bassetlaw	5.5%	5.1%	5.5%	5.9%	5.9%	5.3%	1	STABLE	
	Low	Broxtowe	3.2%	3.6%	3.2%	3.4%	3.0%	3.2%	3	POSITIVE	
	Low	Gedling	3.6%	3.7%	3.5%	4.4%	3.3%	3.5%	3	POSITIVE	
	Low	Mansfield	6.1%	6.2%	6.2%	8.2%	7.0%	6.1%	1	POSITIVE	
	Low	N & S	4.2%	4.2%	4.2%	5.6%	4.2%	4.0%	2	POSITIVE	
	Low	Rushcliffe	2.0%	1.6%	1.6%	2.4%	1.6%	1.5%	2	POSITIVE	

Title	Better to be High or Low?	Spatial Level	07/08 Actual	08/09 Actual	08/09 Target	Q1 Actual	Q2 Actual	09/10 Target	Against Target	Recent Trend	Comments
Other measures											
NEET Teenage Mothers 16-19	Low	County and based on national formula	29.8%	27.6%	45%	22.4%	29.7%	60%		STABLE*	The proportion of Teenage mothers 16-19 in Nottinghamshire in learning or work continues to remain low and meeting the 2010 national target of 60% will be very difficult. *As is the case with NEET, seasonal fluctuations exist. In addition, vulnerable groups were affected by the economic downturn, reflected in the negative trend since 2008. However, the recent success with the September Guarantee has helped to redress a worrying downward trend.
NEET Young people with LDD 16-18	Low	County		84.6%		83.2%	85.3%			STABLE*	The County Average for 16-18 cohort in learning at the end of September was 91.3% and the performance of the 16-18 LDD cohort is below that by below 10%. *As is the case with NEET, seasonal fluctuations exist. In addition, vulnerable groups were affected by the economic downturn as reflected in the NEET data for the LDD group since 2008. However, the recent success with the September Guarantee and Yr 11 destinations has helped to redress a slight downward trend.
NEET Looked After Children 16-18	Low	County		75%		73.5%	79.5%			STABLE*	The County Average for 16-18 cohort in learning at the end of September was 91.3% and the performance of the 16-18 LAC cohort is below that by more than 10%. *As is the case with NEET, seasonal fluctuations exist. And similar to the other vulnerable groups, the recent success with the September Guarantee and Year 11 destinations has helped to redress a slight downward trend.

	Above target by 10% or more	(p)	Provisional data
	Above target by 0-9.99%		Annual measure
	Below target by 0-9.99%		No data available/no target set
	Below target by 10% or more		

PROVIDE CHILDREN & YOUNG PEOPLE WITH MORE PLACES TO GO AND THINGS TO DO

Lead officers: Chris Warren/John Thorn/Neil McCarthy

Action plans

Number of six month milestones **reached**: **16**

Number of six month milestones **not reached**: **10**

Explanation/commentary for those not reached

- Appointment of Positive Activities Co-Ordinators has been delayed due to grading issues
- The plans for the new Eastwood Young People's Centre have not yet been finalised (the revised timeline will be December 2009)
- Worksop Young People's Centre will open in November 2009
- The new Bassetlaw mobile will be complete by March 2010
- The draft Youth Offer will be circulated by January 2010
- The new posts in the Youth Support Service Under 14's and Disability Support Teams are currently being established - recruitment will take place in the period to January 2010

Six month summary

Examples of solid outcomes/making a difference, including examples from other agencies

- Four community play schemes have been developed in areas of need, empowering local parents
- Positive Play Projects in areas of need (Hawtonville, Ashfield, Gedling, Eastwood) have supported 2,553 children
- 323 disabled children enjoyed holiday play provision as part of the Play Service's 'Breaks in Partnership' scheme
- All the necessary developments and agreements are in place for nine play areas
- Ten play days have been organised supporting 9,734 children
- Targeted Positive Activities for Young People programmes, focused on Friday and Saturday evenings, have begun in identified anti social behaviour hotspots - Sutton, Newark, and Mansfield - with additional programmes due to start in Worksop and Kirkby imminently
- The Youth Opportunity and Youth Capital Funds are being well utilised by young people on a countywide basis, with the funds supporting over 50

different projects to date this year

- Work has begun on the new £6.5m Westfield Folkhouse Young People's Centre
- The Youth Support Service has extended the range of Young People's Centres that are open on a Friday evening, increasing the positive activities offer to young people. A full service audit of activities taking place at these times, including residential events, is taking place in October 2009

Examples of narrowing the gap (incl. socio-economic, ethnicity, gender, geography)

- Community play schemes have been set up in areas of high social need. This has led to local parents taking up opportunities for training with a further possibility of gaining play work qualifications
- Four Positive Play Projects have supported 2,553 children in areas of high need with particular reference to Hawtonville, Eastwood and Ashfield
- Of the ten play days which have been organised, areas of high social need have been targeted (Tolney Lane, Newark, Kirkby in Ashfield, Mansfield, Eastwood, Huthwaite) and very positive responses achieved (parents and children). Parents were also provided with a "How to Survive the School Holidays Pack", so they could carry on the play activities at home
- 323 disabled children have been found holiday play provision by the Breaks in Partnership Project. Over 70 out of school settings have been supported to include disabled children who would not get the chance to meet or play with other children from their local communities (as many attend Special Schools). By virtue of this project, it happens that many out of school settings actively improve their inclusive practice in a general sense as well

Examples of participation (i.e. how have children and families informed activities delivered under this priority? And have they helped to review the impact of the activities?)

- All the children and parents attending play days have been involved in consultation about existing and possible future play provision. Responses are being collated – play days strongly supported
- Devon Play Project, Hawtonville, organised a range of consultation events which again showed the importance of playing outside to children
- Children and young people are actively involved in the planning, design and, in some cases, even construction (e.g. planting) of the new play areas being developed. In Mansfield, the play area was delayed because the design submitted by the contractor differed from the one agreed with the local children at the planning stage
- 280 additional children have been involved in further participation activities
- Nottinghamshire Young People's Board and each of the seven District Youth Assemblies are managing and making all funding decisions regarding the £850,000 Youth Opportunity/Youth Capital Funds
- Young people are actively involved in the design of all the current/planned new build Young People's Centres
- Young people are leading the planning, organisation and delivery of the Nottinghamshire Young People of the Year Awards - a project designed to combat negative media images of young people

Problems/issues encountered so far and those anticipated in the future

- A concern that the end of Ashfield Play Project in December 2009 will impact on the play needs of local children and in the development of future community play schemes in areas of high need. This concern was also expressed at a recent meeting of the Integrated Services Partnership Board for Ashfield, where a range of agencies appreciated the impact the project was making
- The ability of the Play Service to support community play schemes with grant aid was limited and under pressure from the increase in the number

of play schemes. This budgetary challenge is only likely to increase. This is a vital function

- Training of staff and, importantly, new volunteers (especially parents), is vital to sustaining many of these community projects. The expertise is there in the Play Service, but staff are stretched to meet this demand

Examples of best practice/good news stories

- Positive participation at Devon Play Project, Hawtonville
- Development of play schemes in areas of high need – e.g. Ashfield
- The development of new training programme for volunteers and parents: “Play Diamonds”. This is intended to build skills and, above all, develop confidence of parents in areas of high need to become play workers and, as a result, improve their parenting skills
- Outstanding level of cooperation and goodwill between Nottinghamshire County Council and all district and borough councils to build the play areas. Very positive at every stage and has knock-on effects in developing other projects and collaborative working
- A wider expansion of the Breaks in Partnership scheme is being explored to build on the success, and a Reaching Out Project is looking to expand the range of options available for disabled children’s play and leisure time
- The Westfield Folkhouse new build Young People’s Centre is the first “standard track” Myplace project to be commenced nationally - an outstanding achievement
- Over 50 nominations have been received to date for the Young People of the Year Awards, with each nomination highlighting the unique contribution that individual young people have made to their communities and to the lives of others.

Overall, do you feel year end targets/improved outcomes will be achieved under this priority?

Yes

Six month performance

Title	Better to be High or Low?	Spatial Level	07/08 Actual	08/09 Actual	08/09 Target	Against Target	Recent Trend	Comments
National Indicators (NI)								
Young people's participation in positive activities (NI 110)	High	County	70.9%	☒	☒	☒	☒	Data from TellUs survey to be published Jan 2010

4	Above target by 10% or more	(p)	Provisional data
3	Above target by 0-9.99%	⌚	Annual measure
2	Below target by 0-9.99%	☒	No data available/no target set
1	Below target by 10% or more		

REDUCE THE AMOUNT OF CRIMES COMMITTED BY YOUNG PEOPLE AND STOP CHILDREN AND YOUNG PEOPLE FROM BEING AS SCARED ABOUT BECOMING VICTIMS OF CRIME

Lead officer: Laurence Jones

Action plans

Number of six month milestones **reached**: **8**

Number of six month milestones **not reached**: **4**

Explanation/commentary for those not reached

A change in Priorities for the Youth Service Crime & Disorder Team has meant that work is no longer taking place during the school day. The FX projects have taken place in youth crime awareness weeks outside of school time and five sessions of the "FX project" have been delivered at five separate locations across the county, involving 50 individual young people between 11 and 17 years old.

Nottinghamshire Police have embraced discretion, which enables officers to use Restorative Justice (RJ) processes when appropriate. A structured approach using a five stage model to address anti-social behaviour (ASB) is to be adopted from December 2009, which will have RJ processes established as a philosophy for officers to use to address low level offending, supported by a Performance Management Framework.

The Common Assessment Framework (CAF) is not yet routinely used with permanently excluded pupils. A date has been set in October 2009 for staff to receive training. Following on from that, the Nottinghamshire Learning Centre will be introducing a process model for its use for excluded learners. A target has been set of 80% of excluded learners to have a CAF by week 14 of provision or by the end of the school year. From November 2009, all complex learners will be migrated onto CAF assessments over the second half of the autumn term.

A diversity forum has not been established within the Youth Offending Service but a strategy framework to ensure diversity principles across all areas of work in the service will be launched in November 2009 and this will support established locality practice development forums.

Six month summary

Examples of solid outcomes/making a difference, including examples from other agencies

- The strategic assessment of youth crime is driving the direction of youth crime prevention activity across the county
- Targeted Positive Activities for Young People (PAYP) are now being delivered in ASB hotspots in Newark, Sutton, Kirkby, Worksop and Mansfield on Friday and Saturday nights
- Structured interventions are now being delivered to an increased age range of young people at risk of offending through the Youth Inclusion Support Panel
- Families where young people are at risk of poor outcomes, including offending, due to parental learning disability, mental health problems, offending or issues with substance misuse, are receiving tailored interventions through the Family Intervention Project and the Parenting Early Intervention Programme
- A full review of Safer Schools delivery has been completed and changes are in progress

Examples of narrowing the gap (incl. socio-economic, ethnicity, gender, geography)

- The number of first time entrants from the least and most deprived areas has decreased during the first two quarters of the year
- Ethnicity and gender analysis for re-offending will not be available until the end of the year

Examples of participation (i.e. how have children and families informed activities delivered under this priority? And have they helped to review the impact of the activities?)

- Involvement in the commissioning and development of PAYP activities
- Consultations with young people have been included within Weeks of Action to tackle ASB
- A "Dragon's Den" initiative to allow young people to put ideas forward to tackle ASB has been commenced in Ashfield

Problems/issues encountered so far and those anticipated in the future

The governance structure for driving the action plan has not been fully effective and this is being addressed through a new Joint Youth Crime Prevention Group aligned to the Children & Young People's Partnership and Safer Nottinghamshire Board. The pace of change in different areas of children's services and community safety has necessitated the revision of some timescales and further revisions cannot be ruled out over the coming six months.

Examples of best practice/good news stories

- Ashfield and Mansfield police ASB cars and PAYP joint working
- Dragon's Den initiative in Ashfield allowing young people to put forward their ideas to tackle ASB
- In the next three months the Youth Service is intending to establish Friday night opening as a minimum performance standard in all local authority young peoples centres

- Ashfield in line for a 19% reduction against the baseline year (2007-08) and a 24% reduction against last year

Overall, do you feel year end targets/improved outcomes will be achieved under this priority?

The current indication is that the number of first time entrants will again be significantly lower than the baseline year, but it is unlikely that there will be any significant reductions on last year's figures and there may even be a slight increase.

Six month performance

Title	Better to be High or Low?	Spatial Level	07/08 Actual	08/09 Actual	08/09 Target	Q1 Actual	Q2 Actual	09/10 Target	Against Target	Recent Trend	Comments
National Indicators (NI)											
Perceptions of anti-social behaviour (NI 17)	Low	County	n/a	21.5%	☒	⌚	☒	☒	n/a	Data from Place Survey 2008. Next due in 2010	
		Ashfield		35%							
		Bassetlaw		26%							
		Broxtowe		16%							
		Gedling		17%							
		Mansfield		29%							
		N & S		20%							
		Rushcliffe		8%							
First time entrants to youth justice system aged 10-17 (NI 111)	Low	County	1530	890	1480-1500	234 (p)	225 (p)	1440-1480	4	POSITIVE	<ul style="list-style-type: none"> Performance positive in relation to baseline year Risk of performance worse than 2008-09 Changes in policing policy from Dec 2009 may impact positively in Q4 All data remains provisional and subject to change for 12 months Final count from Police National Computer, not local figures

Title	Better to be High or Low?	Spatial Level	07/08 Actual	08/09 Actual	08/09 Target	Q1 Actual	Q2 Actual	09/10 Target	Against Target	Recent Trend	Comments	
Other measures												
Feeling safe from harm :	High	County			☒	⌚		☒	☒		Data from TellUs 3 survey. TellUs 4 data available Jan 2010	
Around the local area			62%	70%								POSITIVE
On public transport			76%	71%								NEGATIVE
Going to and from school			82%	87%								POSITIVE
In school			83%	85%								POSITIVE

4	Above target by 10% or more	(p)	Provisional data
3	Above target by 0-9.99%	⌚	Annual measure
2	Below target by 0-9.99%	☒	No data available/no target set
1	Below target by 10% or more		

REDUCE THE PROBLEMS CAUSED BY DRUGS AND ALCOHOL FOR CHILDREN, YOUNG PEOPLE, FAMILIES AND COMMUNITIES

Lead officer: Claire Baker

Action plans

Number of six month milestones reached :	2
Number of six month milestones not reached :	3
Number of six month milestones not reported due to annual data :	8

Explanation/commentary for those not reached

The known milestones not reached relate to first time entrants (FTE) to the Youth Offending Service (YOS) (as a result of drug related offences) and all drug related offences. The numbers are small e.g. 10 FTE committed drug related offences and 24 of all offences were drug related, so it is hard to ascertain exactly why the milestones were not reached. This also only relates to quarter one information, as quarter two is not yet available. The Young People's Joint Commissioning Group (YP JCG) has commissioned some specific early intervention work in relation to reducing anti-social behaviour (ASB) and crime in hot spot areas such as Worksop and Ashfield, and when the outcomes of that are known, it will be interesting to see what the impact has been on those targets.

With regards to the milestone relating to young people leaving treatment in a planned way, the order in which this target is now recorded has changed at a national level (National Treatment Agency) and has therefore had an impact on the outcomes, although this will now be measured in a more meaningful way. The information available relates only to the first quarter, as the second quarter data had not yet been released, and it is believed that an improvement will be recognised as the year progresses.

Six month summary

Examples of solid outcomes/making a difference, including examples from other agencies

- A pathfinder project developed between Worksop Police, Safer Nottinghamshire Drug and Alcohol Team (DAAT) and Bassetlaw PCT, focused on street outreach as a tool to reduce offending behaviour in substance users in Worksop. Delivery was intelligence led, and was a partnership effort between young people and adult drug / alcohol workers as well as local police officers, ASB wardens and the Bassetlaw Town Centre Partnership Trust. The workers had a high profile engagement and worked closely with the local communities, who also provided them with local information and felt that their needs and concerns were being supported. The workers were able to engage with a range of young and adult substance users, most of whom had not been previously engaged with support services. The approach has worked so well that it will be rolled out in the Ashfield area
- The Safer Nottinghamshire DAAT coordinated a partnership response to the national Tackling Drugs, Changing Lives week. The programme involved a group of four Year 12 young people, participating in a range of activities and acting as reporters to highlight the level of interventions, service provision and delivery happening across the county to help reduce the negative impact of substances on children, young people, families and communities. The young people experienced a varied programme including; interviewing Nottinghamshire Police Chief Constable, witnessing mock drug dog search at Nottingham Forest, interviewing a Forest player in relation to drugs in sport, meeting with young people's drug and alcohol services. Outcomes for the young people taking part included developing their own awareness and knowledge in relation to substances and their impact, boosts in self-confidence and work placements for all young people across the partnership. They were able to share their learning with peers and families as well as the wider community through media activity (also helping to address public confidence and negative perceptions in relation to substances). Each of the young people involved, and the professionals that helped coordinate the activity, have all been nominated for the Tackling Drugs, Changing Lives awards

Examples of narrowing the gap (incl. socio-economic, ethnicity, gender, geography)

- There has been a 1% increase in referrals to specialist services from the conurbation, although there still remains a significant difference between the north and the south of the county. However, it is hard to ascertain as to whether this is in line with demand
- Black and Minority Ethnic (BME) clients in specialist services reflect the general Nottinghamshire population
- Evidence suggests that young women are drinking alcohol at a younger age than men, and this information should be used to inform some targeted education / information
- An equality impact assessment underpins the annual substance use young people's needs' assessment

Examples of participation (i.e. how have children and families informed activities delivered under this priority? And have they helped to review the impact of the activities?)

- Children and young people engaged with 'What About Me?' (WAM?) have recently taken part in some national consultation work, highlighting the specific needs and providing a voice for children and young people affected by someone else's use. As part of this, WAM? worked with a film company to produce a DVD of the young people's voices to be used for training purposes and also with commissioners to highlight the positive impact of WAM? interventions
- The YP JCG commissioned the University of Central Lancaster to work with groups of young offenders in relation to their behaviours and attitudes

towards alcohol and its impact on their offending behaviour. The results (in the form of art) will inform future targeted education, advice and information aimed specifically at young people at risk of, or already, offending

- The DAAT are in the process of their annual needs assessment to inform commissioning decisions from April 2010. This will include the participation of children and young people
- Children, young people and parents / carers were involved in the development of the new alcohol / ASB performance and workshop by Pintsize Theatre, "I Want, I Want", and as well as standard evaluations that have been completed by young people having received the performance at school, many additional letters from children and teachers were received by the DAAT praising the performance and its impact on their own behaviours towards alcohol
- Four young people participated in national Tackling Drugs, Changing Lives week, and as part of this designed a Health Byte banner to be used across computers in all Further Education colleges (city and county), reflecting a message meaningful to young people and increasing awareness of drugs (cocaine specifically) to both individuals and to the international environment

Problems/issues encountered so far and those anticipated in the future

- There is a need to have stronger engagement at both a strategic and operational level of the substance use agenda across the wider universal and targeted workforce, to ensure earlier engagement of children / young people in relation to substance use
- There are concerns regarding capacity in specialist services, and as resources have to be prioritised, there is a fear of the introduction of waiting times, or of the quality of care and interventions for young people declining
- Annual monitoring (e.g. TellUs survey) makes it difficult to analyse the immediate impact of delivery
- The vulnerability of resources

Examples of best practice/good news stories

- The DAAT have submitted five nominations for the Home Office's annual "Tackling Drugs, Changing Lives" awards.
- The initial findings of the Youth Justice Board (YJB) thematic inspection of the YOS relating to alcohol interventions for young offenders, highlighted some significant improvements in planning, partnership work (between 'Face It' and the YOS), service delivery and outcomes for young people, with some additional key recommendations to ensure ongoing improvements.

Overall, do you feel year end targets/improved outcomes will be achieved under this priority?

Overall, it is felt that the majority of the targets will be achieved by the end of the year, thereby improving outcomes for children, young people and families. Pathways are in place to ensure that young people do not need to be excluded from school as a result of a drug and / or alcohol related incidents, and it is hoped that schools engage further with this pathway, although concerns remain around the consistency of schools' engagement with the substance use agenda. We also rely on the availability of data from other sources to enable us to monitor the progress of this milestone.

There have been significant gains in the partnership working with the YOS, at both a strategic and operational level, and new Youth Rehabilitation Orders will be in place from November 2009. We look forward to seeing the impact of these on better engagement with young offenders, along with implementing the findings of the outcomes of the YJB thematic inspection. New national requirements in relation to Personal, Social & Health Education have also provided the partnership with leverage in ensuring drug and alcohol education becomes part of a statutory requirement, which in turn will help to improve the advice and information that young people receive.

Six month performance

Title	Better to be High or Low?	Spatial Level	07/08 Actual	08/09 Actual	08/09 Target	Q1 0910 Actual	Q2 0910 Actual	09/10 Target	Against Target	Recent Trend	Comments
National Indicators (NI)											
Substance misuse by young people (YP) (NI 115)	Low	County	10.7%	☒	☒	🕒	🕒	☒	☒	☒	2008/09 data is not available until early 2010. At present there is no target to support this indicator but we will look at the increase/decrease in reported substance misuse when the Tellus 4 Survey is released.
Other measures											
First-time entrants to the YJS (drug related offences)	Low	County	☒	3.8%	☒	4.3%	☒	3%	⬇️	NEGATIVE	Quarter 1 performance showed that we have seen a 0.5% increase on the baseline of 3.8% rather than a 0.8% reduction required by the end of 2009/10. During the quarter there were 234 first time entrants (FTE's) taken onto the Youth Offending Service (YOS) caseload, 10 of the FTE's committed Drug related offences. Quarter 2 data not available until 31 Oct 09
Number of drug related offences committed by young offenders on the YOS caseload	Low	County	☒	3.6%	☒	3.7%	☒	2.5%	⬇️	NEGATIVE	Quarter 1 performance showed that we have seen a 0.1% increase on the baseline of 3.6% rather than a 0.9% reduction required by the end of 2009/10. During the quarter there were 656 young offenders on the caseload, 24 of these offenders committed drug related offences. Quarter 2 data not available until 31 Oct 09
Permanent exclusions from school (drug and/or alcohol)	Low	County	5.8%	4.5% (p)	5%	🕒	🕒	☒	⬆️	POSITIVE	Data from 2008/9 academic year
All exclusions from school (drug and/or alcohol)	Low	County	2.3%	1.9% (p)	2%	🕒	🕒	☒	⬆️	POSITIVE	Data from 2008/9 academic year

Title	Better to be High or Low?	Spatial Level	07/08 Actual	08/09 Actual	08/09 Target	Q1 0910 Actual	Q2 0910 Actual	09/10 Target	Against Target	Recent Trend	Comments
Reducing substance misuse by YP - alcohol	High	County	☒	20%	☒	⌚	⌚	22%	☒	☒	Nationally, 25% of young people report never having had an alcoholic drink...locally this is currently 20% (Tellus 3 survey). We await Tellus 4 data to see how alcohol interventions have impacted on this percentage.
Reducing substance misuse by YP - drugs	High	County	☒	89%	☒	⌚	⌚	90%	☒	☒	Nationally 86% of young people report never having had drugs....locally this is currently 89% (Tellus 3 survey), a positive reflection for young people across the County. We await Tellus 4 data to see how drug interventions have continued to impact on this percentage.
Number of YP leaving treatment for substance use in a planned way	High	County	77%	79%	☒	70%	☒	75%	2	NEGATIVE	As of 1 st April 09 the National Treatment Agency (NTA) changed the way it monitors client discharges. Overall we hope that these new discharge reasons will help to show planned discharges but quarter 1 09/10 performance does not reflect this. We hope to see a marked improvement by quarter 2 09/10.
Number of YP affected by others' substance use, completing treatment in a planned way	High	County	53%	74%	☒	85%	☒	70%	4	POSITIVE	This target is currently being over-achieved and we hope to see this figure continue to rise over the financial year.
Number of YP receiving effective info and advice - alcohol	High	County	76%	70%	☒	⌚	⌚	72%	☒	NEGATIVE	Although we have seen a decrease in 2008/09, we hope to see this improve when Tellus4 data is released, thanks to the all the work done by our specialist services and commissioned projects, such as Pint Size Theatre.
Number of YP receiving effective info and advice - drugs	High	County	65%	69%	☒	⌚	⌚	72%	☒	POSITIVE	An improvement in the level of drug information and advice was seen between 2007/08 and 2008/09. We hope to see this improve further when Tellus4 data is released.
Alcohol related harm – reported use by YP	Low	County	☒	6%	☒	⌚	⌚	5%	☒	☒	Tellus 4 data is not available until early 2010. 08/09 data showed that 6% of young people reported being drunk three or more times in the last four weeks. This is the same and the national average. We hope to reduce this by 1% for 2009/10.

Title	Better to be High or Low?	Spatial Level	07/08 Actual	08/09 Actual	08/09 Target	Q1 0910 Actual	Q2 0910 Actual	09/10 Target	Against Target	Recent Trend	Comments
Alcohol related harm – alcohol attributable hospital admissions	Low	County	1020	☒	☒	⌚	⌚	1361	☒	☒	The final 08/09 figure is due for release at the beginning of 2010, therefore we are also not able to offer any 09/10 data. Q3 08/09 data actually showed a 7.3% increase in alcohol related admissions. Although we are likely to see a decrease over the next quarter we are unlikely to achieve this target. This target looks at both and adult and young people. However, young people (16 to 24 years) only make up 8% of all alcohol related admissions.
Number of referrals from CYP's universal and targeted services	High	County	☒	16%	☒	21%	☒	10%	4	POSITIVE	Thanks to the work of the Joint Access Teams and improved relationships with Health and Social Care, we are now over-achieving this target. We would hope to maintain a similar level of performance throughout the year.

4	Above target by 10% or more	(p)	Provisional data
3	Above target by 0-9.99%	⌚	Annual measure
2	Below target by 0-9.99%	☒	No data available/no target set
1	Below target by 10% or more		

IMPROVE EMOTIONAL WELL-BEING OF CHILDREN, YOUNG PEOPLE AND FAMILIES

Lead officer: Sally Handley

Action plans

Number of six month milestones **reached**: 5

Number of six month milestones **not reached**: 0

Six month summary

Examples of solid outcomes/making a difference, including examples from other agencies

- District Emotional Health and Wellbeing Teams have made progress in relation to engagement with a range of multi agency partners within each district
- Children and Adolescent Mental Health Service (CAMHS) Training Programme – really positive evaluation from a range of multi-agency staff who have engaged in the Core Module and Dual Heritage Training. A number of agencies have also asked for bespoke training, including schools and Practice Based Commissioning Clusters. 234 people attended the Core Module Apr-Sept 2009 and 52 people attended the Dual Heritage Training Apr-Sept 2009
- Two (Whole Time Equivalent) Social Workers have been recruited to augment the Children Looked After and Adoption Team - this will increase the opportunity for Nottinghamshire to offer support to children who are looked after from out of county
- Data for Single Point of Access (SPA)/Clinical Assessment Service (CAS) has been collected for current year and provides insight into the number of cases, referral route and allocation destination

Examples of narrowing the gap (incl. socio-economic, ethnicity, gender, geography)

- Dual Heritage Training is important in narrowing the gap in relation to enhancing engagement to services
- A broad range of multi-agency partners are up taking CAMHS Training which supports an inclusive approach. The following list provides an insight into the range of partners engaged: teaching assistants, teachers, behaviour support co-ordinators, special educational needs' coordinators, pastoral support, learning mentors, personal advisors, education welfare officers, school nurses, health visitors, health assistants, family support workers, social workers, foster carers, headteachers, play workers, nursery nurses, governors, Inclusion Support Service (ISS), police officers, educational psychologist, outreach worker, social care worker

Examples of participation (i.e. how have children and families informed activities delivered under this priority? And have they helped to review the impact of the activities?)

- CAMHS Training Programme was developed with insight from evaluation with children and young people on what they felt was an acceptable practitioner

Problems/issues encountered so far and those anticipated in the future

- CAMHS Training Programme – a multi-agency electronic booking system would significantly enhance access to training
- GPs expressed concern about the requirement to complete a referral/access form for the Single Point of Access. To bring a resolution to this problem, a CAMHS Commissioner and CAMHS provider met with the Local Medical Committee and asked for feedback on the form to increase its acceptability

Examples of best practice/good news stories

- Example of Best Practice - CAMHS Strategic Partnership reprioritised Local Area Agreement funding to meet the needs of out of area Children Looked After which is over and above Responsible Commissioner Guidance requirements, but places the needs the most vulnerable children at a high priority
- Up-skilling universal practitioners through the CAMHS Training Programme reflects evidence based practice as referenced within the Children and Young People's National Service Framework (Department of Health 2004)
- An example of feedback from CAMHS Core Module - *'I've had very good feed back from.....(foster carers)...about the Introduction Day, they're really looking forward to the training in the future'*
- A 13 year old young person experiencing problems and bullying due to parental separation. Case went via SPA, accepted at Mansfield District Emotional Health & Well-Being (DEHWB) team. Worker engaged with the child and school. The school then addressed the bullying issues within the school. One to one self-esteem work was done with the child. The work was concluded with family work with both parents. The young person is doing well and no longer experiencing bullying
- An inclusion officer came for a consultation within the DEHWB team and her experience was so positive she spoke about it on a later occasion at the Joint Access Team meeting
- An eight year old boy close to permanent exclusion. ISS, Behavioural Support Team (BST), pastoral support team and educational psychologist all involved. Accepted at Mansfield DEHWB team. Worker uncovered undiagnosed ADHD, therefore community paediatrician involved. Worker held a multi-agency meeting with all agencies involved to explain/discuss the impact of ADHD. Worker also did behaviour management with the mother and concluded with family work with both parents. Things are now going well for the child and family and it is a good example of integrated working across agencies. The child had been maintained within mainstream school, the BST and ISS are no longer needed to be involved, the pastoral team remains involved and the child has an Individual Education Plan in place

Overall, do you feel year end targets/improved outcomes will be achieved under this priority?

Yes

Six month performance

Title	Better to be High or Low?	Spatial Level	07/08 Actual	08/09 Actual	08/09 Target	09/10 Target	Against Target	Recent Trend	Comments
National Indicators (NI)									
Emotional health of children (NI 50)	High	County	☒	62.3%	☒	64.8%	☒	☒	2008/9 data from TellUs 3 survey. TellUs 4 survey results to be published Jan 2010
Other measures in Plan									
C&YP report they have one or more friends	High	County	☒	95%	☒	☒	☒	☒	2008/9 data from TellUs 3 survey. TellUs 4 survey results to be published Jan 2010
C&YP report that they are free from bullying at school	High	County	70%	56%	☒	☒	☒	NEGATIVE	2008/9 data from TellUs 3 survey. TellUs 4 survey results to be published Jan 2010
C&YP report that they are free from bullying outside school	High	County	☒	73%	☒	☒	☒	☒	2008/9 data from TellUs 3 survey. TellUs 4 survey results to be published Jan 2010
C&YP report that when they had a concern or worry, they were able to talk to their mum/dad	High	County	☒	66%	☒	☒	☒	☒	2008/9 data from TellUs 3 survey. TellUs 4 survey results to be published Jan 2010
C&YP report that when they had a concern or worry, they were able to talk to their friends	High	County	74%	70%	☒	☒	☒	NEGATIVE	2008/9 data from TellUs 3 survey. TellUs 4 survey results to be published Jan 2010
C&YP report that when they had a concern or worry, they were able to talk to their mum an adult other than their parents	High	County	☒	50%	☒	☒	☒	☒	2008/9 data from TellUs 3 survey. TellUs 4 survey results to be published Jan 2010
C&YP engaged with specialist and highly specialist services report that they were listened to	High	County	A pilot is planned in the north of the county to obtain data on this measure. This will last for three months and it is anticipated that it will then be rolled out across the whole county.						

REDUCE OBESITY AMONG CHILDREN AND YOUNG PEOPLE

Lead officer: Fiona Callaghan

Action plans

Number of six month milestones reached :	10
Number of six month milestones not reached :	3
Number of milestones unknown *:	5

Explanation/commentary for those not reached

A Service Level Agreement has been developed and agreed with some providers. Other providers are in negotiation. The post of Brief Intervention Trainer at NHS Nottinghamshire County has been vacant for the first part of this year. This post has now been recruited to and training has restarted. A communications plan has been produced and presented to partners. Further work on the plan is needed to secure agreement. *An update has been requested but not received from School Meals and School Sport leads (five milestones unknown).

Six month summary

Examples of solid outcomes/making a difference, including examples from other agencies

- NHS Nottinghamshire County has undertaken a review of activity to reduce obesity in children. This has led the PCT to set a challenging new goal to halt the trend and reduce childhood obesity to 2006 levels by 2015. A series of proxy measures/key performance indicators have been identified to monitor progress towards the overall outcome. Twenty evidence-based initiatives have been prioritised on childhood obesity and an implementation plan is taking forward procurement actions and co-ordinating stakeholder engagement. Consultation with stakeholders has taken place and a new childhood obesity care pathway has been agreed to ensure delivery of this ambitious goal
- 100% of Nottinghamshire schools are working towards the National Healthy Schools Standard
- 71% of schools in Nottinghamshire have achieved accreditation to date
- The National Child Measurement Programme for 08/09 has been completed and every parent/carer of reception and Year Six children who participated has received a feedback letter with the results and has been offered support
- Free swimming has been extended in the Mansfield district to include the under 16s
- The obesity strategy and action plan have been agreed by partners
- The pilot programme for the healthy early years standard has been well received in Children's Centres
- Breast feeding at 6-8 weeks from birth (NI 53) shows a positive trend

Examples of narrowing the gap (incl. socio-economic, ethnicity, gender, geography)

- One Children's Centre in each district is actively engaged and working towards the Healthy Early Years Standard. Overcoming barriers such as access to services, enabling Healthy Eating and Physical Activities in centres and signposting to services within the local community
- Children's Weight Management programmes for 7-13 year olds are now available across NHS Nottinghamshire County
- A display has been developed to raise the profile of breastfeeding. 'Get Britain Breastfeeding' display was developed for breastfeeding awareness week and has been displayed in shopping centres, supermarkets and Children's Centres. The display has also been used in schools to help break some of the barriers associated with breastfeeding. The display is now available for partners to use

Examples of participation (i.e. how have children and families informed activities delivered under this priority? And have they helped to review the impact of the activities?)

- A Healthy Schools Participation event was held at Holme Pierrepont in August 2009. 56 young people attended from across Nottinghamshire (incl. vulnerable young people)
- NHS Nottinghamshire County held a stakeholder event in October 2009 to raise the profile of action to tackle obesity. The event involved parents from Children's Centres
- A DVD about breastfeeding has been produced and showcases one mum's story about breastfeeding. This DVD is now being used to help raise the profile of breastfeeding and as a training tool for health professionals working with new families
- In working towards the National Healthy Schools Accreditation, schools are required to consult with children and their families in the development and review of Healthy Eating and Physical Activities which impact on their school communities
- Parents groups are used in Children's Centres to help develop the Healthy Early Years Standard

Problems/issues encountered so far and those anticipated in the future

- Vacant post – now resolved
- Resourcing the actions identified may be an issue in the future

Examples of best practice/good news stories

- 100% Nottinghamshire schools working towards National Healthy Schools Standard, achieved in advance of December 2009 target
- Get Britain Breastfeeding display (as above)
- Breastfeeding DVD (as above)
- An interactive CD Rom has been developed as a training tool for Brief Intervention. 'Raising the Issue of Obesity' CD Rom is now available to enable staff to gain the skills required to raise the issue of obesity with parents

Overall, do you feel year-end targets/improved outcomes will be achieved under this priority?

Most of the outcomes are on track to be delivered by 2009/10

Six month performance

Title	Better to be High or Low?	Spatial Level	07/08 Actual	08/09 Actual	08/09 Target	09/10 Target	Against Target	Recent Trend	Comments
National Indicators (NI)									
Obesity in primary school age children in Reception (NI 55)	Low	County	9.9%	☒	10.3%	10.5%	☒	☒	Data available December 2009

4	Above target by 10% or more	(p)	Provisional data
3	Above target by 0-9.99%	⌚	Annual measure
2	Below target by 0-9.99%	☒	No data available/no target set
1	Below target by 10% or more		

IMPROVE THE SEXUAL HEALTH OF YOUNG PEOPLE AND REDUCE TEENAGE PREGNANCY

Lead officers: Tracy Burton/Irene Kakoullis

Action plans

Number of six month milestones **reached**: **16** (teenage pregnancy) **2** (sexual health)

Number of six month milestones **not reached**: **12** (teenage pregnancy) **2** (sexual health)

Explanation/commentary for those not reached

A number of teenage pregnancy milestones have not been reached because there has been a teenage pregnancy lead vacancy since May 2009 (although someone is covering some aspects of the work). In addition, the teenage pregnancy partnership governance has been reviewed and a new executive level group has been developed. This group is re-focusing its priorities and funding to areas that require most attention. In some cases, the new teenage pregnancy executive group has decided not to proceed with certain areas of work because they are not considered a high priority. Some areas of this action plan will therefore no longer be delivered as they are not in line with priorities for the strategy. We would welcome the opportunity to refresh this action plan in terms of teenage pregnancy. A number of actions are reliant on the commissioning process and have been delayed because of the time it takes to develop tender specifications and negotiate with potential providers.

Six month summary

Examples of solid outcomes/making a difference, including examples from other agencies

- Some areas of work have been progressed by the teenage pregnancy team who have been developing and delivering training, running and promoting the C-Card scheme
- In addition, the Sex & Relationships Education (SRE) consultant for the local authority (LA) has been active working to engage targeted schools in the delivery of an enhanced SRE programme and the aspirations programme for young women at risk of teenage pregnancy. Some schools are still very reluctant to engage
- Social marketing insight work has been commissioned by the PCT and the findings will be used to inform future social marketing campaigns to both increase Chlamydia screening and access to contraception and sexual health services
- Work to tackle teenage pregnancy and poor sexual health has been strengthened through the creation of a high level executive group, which includes senior representation from the PCT (Public Health) and LA

Examples of narrowing the gap (incl. socio-economic, ethnicity, gender, geography)

- Most teenage pregnancy and sexual health commissioning will focus on target hot spot wards for teenage pregnancy – these areas have high levels of deprivation and poverty
- SRE work in schools – work has been targeted to schools with catchment areas from teenage pregnancy hot spot areas
- Aspirations work in schools – targets young women most at risk from teenage pregnancy (those from hot spot areas, those at risk of disengaging from education or offending)
- Homework clubs for parents include SRE support - the work is targeted at clubs located in schools in or near teenage pregnancy hot spot wards

Examples of participation (i.e. how have children and families informed activities delivered under this priority? And have they helped to review the impact of the activities?)

- Young people have been consulted as part of the social marketing insights work commissioned by the PCT
- Teenage parents have been consulted as part of the myth busting campaign to challenge assumptions about the realities of being a teenage parent

Problems/issues encountered so far and those anticipated in the future

- A number of actions in the action plan are not priority actions and so will be removed from the plan and/or others will be added. These priorities will be influenced by the teenage pregnancy self-assessment due to be completed in December 2009, as well as the social insights work being led by the PCT. Furthermore, a comprehensive needs' assessment will be commissioned and its findings (due March 2010) will influence further priorities
- A number of actions have been added that offer support to teenage parents – these do not directly reduce teenage conceptions so will be removed from the plan and replaced with actions to reduce repeat teenage pregnancies (national estimate that 20% of pregnancies are repeat)
- Data analysis by age is not always available from sources e.g. PCT breastfeeding and smoking data. Still unclear whether we need to prioritise these actions above others that will have a direct impact on reducing teenage conceptions
- A number of milestones are not SMART so it is hard to define if a milestone has been achieved

Examples of best practice/good news stories



- Too early to assess if any of the work is considered good practice
- The 'Women Can Do' project to raise aspirations, if successful, will be a good news story that can influence a number of the Children & Young People's Plan priorities, including reducing offending, improving educational attainment and improving NEET.
- Homework clubs for parents have been piloted and are being evaluated before roll out – may develop into a good practice case study

Overall, do you feel year end targets/improved outcomes will be achieved under this priority?

The year end targets for reducing teenage conceptions will not be met this year. The latest data available for 2008 (Q1 and Q2) show increases in teenage conception rates and it is anticipated that this will worsen due to the impact of the recession. The national target to reduce teenage conception rates by 50% by 2010 will only be met by a small number of local authority areas. Nottinghamshire has been doing well in comparison with statistical neighbours, but will require a strengthened approach to meet the 50% reduction target. This has been compounded by the vacant teenage pregnancy lead post.

Six month performance

Title	Better to be High or Low?	Spatial Level	07/08 Actual	08/09 Actual	08/09 Target	Q1 Actual	Q2 Actual	09/10 Target	Against Target	Recent Trend	Comments
Under 18 conception rate (NI 112)	Low	County	35.3 (2007 calendar year)	☒	31.3	36.5 (p) (2008 calendar year Q1)	37.5 (p) (2008 calendar year Q2)	27.2	Will report after annual data is released (Feb 2010)	Will report after annual data is released (Feb 2010)	<ul style="list-style-type: none"> 15 month time lag in data. 2008 annual data due in Feb 2010. Data relates to the calendar year not financial year Conception rates seem to be increasing in 2008 but quarterly data should be used with caution to reflect seasonal changes The impact of the recession will inevitably increase teenage conceptions amongst young people with low educational aspirations
	Low	Ashfield	44.5 (42.4)	☒	☒*	⌚	⌚	☒*	Will report after annual data is released (Feb 2010)	Will report after annual data is released (Feb 2010)	District level data is aggregated 2004-06 data is listed here and 2005-07 is in brackets. 2006-08 ('08/09 actual' column) will be available in February 2010. *Awaiting district trajectory targets from PCT
		Bassetlaw	38.9 (42.3)								
		Broxtowe	33.2 (33.8)								
		Gedling	29.7 (28.5)								
		Mansfield	51.7 (49.7)								
		N & S	36.1 (34.7)								
		Rushcliffe	20.1 (20.8)								
Increase in uptake of Chlamydia screening for young people up to the age of 25 (NI 113)	High	NHS Nottinghamshire County	3%	14%	17%	4%	☒	25%	☒	STABLE	This indicator is under development nationally. During year one (2008/09), Chlamydia screening is being used as a basis for performance. In years two and three, performance will be based both on screening volumes and Chlamydia prevalence (number of positive diagnoses of Chlamydia in 15 – 24 population)
		Bassetlaw PCT	1.8%	21%	17%	5.10%	12.3%	25%	2	STABLE	

4	Above target by 10% or more	(p)	Provisional data
3	Above target by 0-9.99%		Annual measure
2	Below target by 0-9.99%		No data available/no target set
1	Below target by 10% or more		

**For further information on this performance report, please contact
Geoff Hamilton on 0115 9772113 or email geoff.hamilton@nottsc.gov.uk**