

## **Corporate Parenting Sub-Committee**

**Monday, 11 January 2016 at 14:00**

**County Hall, County Hall, West Bridgford, Nottingham, NG2 7QP**

---

### **AGENDA**

- |   |  |         |
|---|--|---------|
| 1 | Minutes of the last meeting held on 14th September 2015  | 3 - 6   |
| 2 | Apologies for Absence  |         |
| 3 | Declarations of Interests by Members and Officers:- (see note below)<br>(a) Disclosable Pecuniary Interests<br>(b) Private Interests (pecuniary and non-pecuniary) |         |
| 4 | 4 Performance Reporting (Quarter 2015-16) - Services for Looked After Children & Care Leavers  | 7 - 12  |
| 5 | 5 Autumn Term Report For The Virtual School For Looked After Children  | 13 - 18 |
| 6 | 6 Looked After Children & Care Leavers Strategy 2015-18 Update   | 19 - 28 |
| 7 | 7 Independent Reviewing Officer Service - Six Month Update   | 29 - 32 |
| 8 | 9 Work Programme   | 33 - 36 |

### **Notes**

- (1) Councillors are advised to contact their Research Officer for details of any Group Meetings which are planned for this meeting.

- (2) Members of the public wishing to inspect "Background Papers" referred to in the reports on the agenda or Schedule 12A of the Local Government Act should contact:-

Customer Services Centre 0300 500 80 80

- (3) Persons making a declaration of interest should have regard to the Code of Conduct and the Council's Procedure Rules. Those declaring must indicate the nature of their interest and the reasons for the declaration.

Councillors or Officers requiring clarification on whether to make a declaration of interest are invited to contact Julie Brailsford (Tel. 0115 977 4694) or a colleague in Democratic Services prior to the meeting.

- (4) Councillors are reminded that Committee and Sub-Committee papers, with the exception of those which contain Exempt or Confidential Information, may be recycled.
- (5) This agenda and its associated reports are available to view online via an online calendar - <http://www.nottinghamshire.gov.uk/dms/Meetings.aspx>

Meeting	CORPORATE PARENTING SUB-COMMITTEE
Date	Monday 14 <sup>th</sup> September 2015 (commencing at 2.00 pm)

**Membership**

Persons absent are marked with an 'A'

**COUNCILLORS**

Liz Plant (Chairman)

Maureen Dobson  
Boyd Elliott  
Kate Foale  
Collen Harwood

Philip Owen  
Sue Saddington  
Gail Turner  
Jacky Williams

**Foster Carer**

Sarah Maiden  
Aleks Jackowska

**OFFICERS IN ATTENDANCE**

Julie Brailsford	-	Assistant Democratic Service Officer, Policy, Planning & Corporate Services
Tracy Coull	-	Service Manager, Adoption
David Ebbage	-	Assistant Democratic Services Officer, Policy, Planning & Corporate Services Department
Steve Edwards	-	Service Director, Children's Social Care
Derek Higon	-	Corporate Director, Children, Families & Cultural Services
Michelle Lee	-	Aftercare Service Manager
Philippa Milbourne	-	Business Support Assistant, Children, Families & Cultural Services.
Shelagh Mitchell	-	Group Manager, Children's Social Care
Ty Yousaf	-	Service Manager, Children's Social Care

**MINUTES OF THE LAST MEETING**

The minutes of the meeting held on 8<sup>th</sup> June 2015, having been circulated to all Members, were taken as read and were confirmed and signed by the Chairman.

## **APOLOGIES FOR ABSENCE**

No apologies

## **DECLARATIONS OF INTEREST**

There were no declarations of interest.

## **DEVELOPING ARRANGEMENTS FOR REPORTING PERFORMANCE TO CORPORATE PARENTING SUB-COMMITTEE**

The report detailed the proposed indicator set for reporting the performance of services for looked after children and care leavers.

The following points regarding the report were made;

- That the percentage figure for the Looked After Children (LAC) permanently excluded, with at least one fixed term exclusion or classed as permanently excluded should be reported to the Sub-committee quarterly (if possible).
- All pupil data regarding exclusion and absentees was reported annually by the Department for Education to the Local Authority.
- Officers were setting the targets for the review and these could be adjusted if necessary.

## **RESOLVED 2015/016**

1. That Members of the Sub-committee commented on the proposed indicators.
2. That the first performance report be brought to the January 2016 meeting was agreed.

## **ADOPTION SERVICE UPDATE: MARCH TO AUGUST 2015**

The report provided a six-monthly update on activity in the adoption service from March to August 2015.

- Concern was raised regarding the decline in figures and estimates for the 2015/16. Tracy Coull, Service Manager Adoption explained that the numbers were reduced due to the number of children for adoption being reduced. The service knew the children well and could anticipate their needs.

The committee congratulated the Adoption service on the good Ofsted report received.

## **RESOLVED 2015/017**

That the six-monthly update on activity in the adoption service from March to August 2015 be noted.

## **LEAVING CARE SERVICE UPDATE**

The report provided an update on the Leaving Care Team and the Leaving Care Improvement plan. The team was part of the Throughcare Service and provided advice, support and guidance to young people who had left the care of the Local Authority and were over the age of 18 years.

Steve Edwards, Service Director, Children's Social Care informed the committee that the Ofsted recommendation, number 1 action 4 was unrealistic but a clear plan would be in place by the end of October 2015 and this would include service to care leavers. The Improvement Plan would be reported to the committee on a six monthly basis.

The following were discussed:

- The National Citizenship Scheme was available to all post 16 year olds. The scheme was commissioned by the Government and managed by local partners and not run by Nottinghamshire County Council. It was commissioned on a County basis. It was suspected that there was a relatively small take up of this scheme by looked after children.
- There had been a bulge in the number of looked after children and this had resulted in an increase of 10 caseloads per advisor in the past year from 19 to 29. The national average was 23 caseloads per advisor. The committee were pleased that the increase in workloads was being monitored and that the quality of work was good.
- The influx of asylum seekers was a national problem that was currently unpredictable and difficult to manage. The Improvement Plan would be looking at services strategically to help deal with this.
- Work and communication with the District Councils was improving. Links were also improving with the Notts Homeless Forum.
- As the information required was only available annually the timescale for recommendation 3 action 4 could not be reduced.

### **RESOLVED 2015/018**

That the update on the Leaving Care Service be noted

## **WORK PROGRAMME**

The updated work programme was considered by Members.

### **RESOLVED 2015/019**

That the Committee's work programme be noted.

## **FOSTER CARERS ITEMS**

The Foster Carers present at the meeting had nothing to report to the Sub-Committee.

The meeting closed at 2.25pm

## **CHAIRMAN**

14 September 2015

11 January 2016

Agenda Item: 4

## **REPORT OF THE SERVICE DIRECTOR, CHILDREN'S SOCIAL CARE**

### **PERFORMANCE REPORTING (QUARTER 2 2015/16) – SERVICES FOR LOOKED AFTER CHILDREN AND CARE LEAVERS**

#### **Purpose of the Report**

1. The purpose of this report is to provide the Committee with a summary of the performance of services for looked after children and care leavers between 1 July and 30 September 2015.

#### **Information and Advice**

2. The Corporate Parenting Sub-Committee agreed to receive quarterly performance reports on key indicators for looked after children (LAC) and care leavers on 14 September 2015. This report provides an update of the regular set of performance information, whereby the most up-to-date information is reported for each measure, unless otherwise indicated.
3. The key indicators are aligned against the outcome statements in the Looked After Children and Care Leavers Strategy 2015-18. This strategy identifies six outcomes to be achieved, and these are listed below:
  - 1) Looked after children and care leavers are happy and healthy
  - 2) Looked after children and care leavers are safe
  - 3) Looked after children and care leavers achieve their potential
  - 4) Looked after children and care leavers are prepared for adulthood
  - 5) Looked after children and care leavers are listened to
  - 6) Looked after children and care leavers build positive relationships.

#### **Key Operational Data**

4. At the end of Quarter 2 2015/16, a total of 875 children were looked after by Nottinghamshire. This figure has increased slightly although the rate per 10,000 of 53.8 remains lower than the rates for our statistical neighbours and the England average as at the end of 2013/14, which were 56.3 and 60 respectively.

	2014-15				2015-16	
	Q1	Q2	Q3	Q4	Q1	Q2
Numbers of children in care (as at the end of the Quarter)	866	851	856	851	855	875
LAC Rate per 10,000	53.2	52.3	52.6	51.9	52.6	53.8
Number of children admitted into care	119	82	94	100	104	100
Number of children discharged from care	86	90	95	109	92	86
Number of care leavers (as at the end of the Quarter)					196	207

	2014-15				2015-16	
Age Range	Q1	Q2	Q3	Q4	Q1	Q2
Under 1	37	33	40	41	40	43
1-4 years	152	150	125	118	123	128
5-9 years	182	166	176	170	168	168
10-15 years	289	293	302	312	317	335
16+ years	206	209	213	210	207	201
<b>Total</b>	<b>866</b>	<b>851</b>	<b>856</b>	<b>851</b>	<b>855</b>	<b>875</b>

	2014-15				2015-16	
Gender	Q1	Q2	Q3	Q4	Q1	Q2
Male	459	451	447	448	447	456
Female	407	400	409	403	408	419
<b>Total</b>	<b>866</b>	<b>851</b>	<b>856</b>	<b>851</b>	<b>855</b>	<b>875</b>

	2014-15				2015-16	
District	Q1	Q2	Q3	Q4	Q1	Q2
Ashfield	218	211	213	212	214	214
Mansfield	184	175	166	175	168	182
Bassetlaw	164	160	156	156	158	160
Newark	123	125	124	129	127	130
Broxtowe	57	55	54	55	57	56
Gedling	47	52	56	56	55	67
Rushcliffe	23	23	28	22	23	17
Out of County/Unknown	50	50	58	46	53	49
<b>Total</b>	<b>866</b>	<b>851</b>	<b>856</b>	<b>851</b>	<b>855</b>	<b>875</b>

5. The volume of looked after children has not majorly fluctuated between recent quarters and has remained between 800 and 900 children for the last two years. In comparison with previous years, the age split has altered considerably and we are now seeing a lower proportion of children under 1 year old and a higher volume of children aged 16 years and over. Despite the fact that the male population is consistently higher than the female population, the split of gender has levelled out over the last couple of years as more females are being admitted into care than before.



## **Other Options Considered**

6. No other options have been considered as the Corporate Parenting Sub-Committee is required to have oversight of the performance of services for looked after children and care leavers.

## **Reason/s for Recommendation/s**

7. The recommendations are made so that the Corporate Parenting Sub-Committee can effectively fulfil the role required of it.

## **Statutory and Policy Implications**

8. This report has been compiled after consideration of implications in respect of crime and disorder, finance, human resources, human rights, the NHS Constitution (public health services), the public sector equality duty, safeguarding of children and adults at risk, service users, sustainability and the environment and ways of working and where such implications are material they are described below. Appropriate consultation has been undertaken and advice sought on these issues as required.

## **Safeguarding of Children and Adults at Risk Implications**

9. Reporting on the performance of services for looked after children and care leavers will better enable the Council to ensure that children are effectively safeguarded.

## **Implications for Service Users**

10. Reporting on the performance of services for looked after children and care leavers will better enable the Council to ensure that children and young people are in receipt of high quality services.

## **RECOMMENDATION/S**

- 1) That the Committee notes the performance of services for looked after children and care leavers during the period 1 July to 30 September 2015.

**Steve Edwards**

**Service Director, Children's Social Care**

**For any enquiries about this report please contact:**

Shelagh Mitchell

Group Manager, Access to Resources

T: 0115 977 74169

E: shelagh.mitchell@nottsccl.gov.uk

## **Constitutional Comments**

11. As this report is for noting only, no Constitutional Comments are required.

## **Financial Comments (SS 08/12/15)**

12. There are no financial implications arising directly from this report.

## **Background Papers and Published Documents**

Except for previously published documents, which will be available elsewhere, the documents listed here will be available for inspection in accordance with Section 100D of the Local Government Act 19.

Looked After Children and Care Leavers Strategy 2015-18

Developing arrangements for reporting performance to Corporate Parenting Sub-Committee – report to Corporate Parenting Sub-Committee on 14 September 2015

## **Electoral Division(s) and Member(s) Affected**

All.

C0751

## Corporate Parenting Sub-Committee: Performance Update - January 2016

The key indicators identified below are aligned against the outcome statements in the Looked After Children and Care Leavers Strategy. All indicators are updated with the most up-to-date information as at the time of writing the report. These six outcomes are: 1). Looked after children and care leavers are happy and healthy, 2). Looked after children and care leavers are safe, 3). Looked after children and care leavers achieve their potential, 4). Looked after children and care leavers are prepared for adulthood, 5). Looked after children and care leavers are listened to, 6). Looked after children and care leavers build positive relationships.

Update	LAC & Care Leavers Strategy Ref	Key Performance Indicator	Nottinghamshire				
			Current Reporting Period	Current Value	Previous Value	National Average	Statistical Neighbours
Looked after children and care leavers are happy and healthy	1.1	Average Strengths and Difficulties Question (SDQ) Score per LAC	2014/15	15.4	14.9	13.9 (2014/15)	14.0 (2014/15)
	N/A	Percentage of LAC with up to date immunisations	2014/15	80.7%	60.9%	87.8% (2014/15)	81.1% (2014/15)
	N/A	Percentage of LAC who have had their teeth checked by a dentist	2014/15	77.2%	64.3%	85.8% (2014/15)	78.6% (2014/15)
	1.5	Percentage of LAC who have had their annual health assessment	2014/15	80.7%	89.6%	89.7% (2014/15)	86.1% (2014/15)
	N/A	Percentage of LAC whose development assessments are up to date	2014/15	70.6%	75.9%	89.4% (2014/15)	77.2% (2014/15)
	N/A	Percentage of LAC identified as having a substance misuse problem	2014/15	3.0%	2.8%	4.0% (2014/15)	4.4% (2014/15)
Looked after children and care leavers are safe	2.1	Percentage of care leavers in suitable accommodation	2014/15	83%	82.0%	80.7% (2014/15)	75.3% (2014/15)
	2.3	Percentage of Nottinghamshire LAC missing from placement by individual child	2015/16 Q2	7.0%	7.5%	6% (2014/15)	7.6% 2014/15
	N/A	Return Interviews completed within timescale	2015/16 Q2	69%	73%	—	—
	N/A	Percentage of LAC convicted or subject to a final warning or reprimand	2014/15	1.0%	3.9%	4.9% (2014/15)	5.0% (2014/15)
Looked after children and care leavers achieve their potential	3.1	Percentage of LAC achieving 5 A*-C GCSEs (including English & Maths) at KS4	2013/14	13.1%	12.5%	12% (2013/14)	10.8% (2013/14)
	3.2	Percentage of LAC achieving Level 2 at KS1 in Reading	2013/14	76.0%	77.0%	71% (2013/14)	73.8% (2013/14)
	3.2	Percentage of LAC achieving Level 2 at KS1 in Writing	2013/14	67.0%	70.0%	61% (2013/14)	64.1% (2013/14)
	3.2	Percentage of LAC achieving Level 2 at KS1 in Maths	2013/14	76.0%	73.0%	72% (2013/14)	71.8% (2013/14)
	3.2	Percentage of LAC achieving Level 2 at KS2 in Reading	2013/14	69.0%	48.0%	68% (2013/14)	63.3% (2013/14)
	3.2	Percentage of LAC achieving Level 2 at KS2 in Writing	2013/14	51.0%	39.0%	59% (2013/14)	55.5% (2013/14)

Update	LAC & Care Leavers Strategy Ref	Key Performance Indicator	Nottinghamshire				
			Current Reporting Period	Current Value	Previous Value	National Average	Statistical Neighbours
Looked after children and care leavers achieve their potential	3.2	Percentage of LAC achieving Level 2 at KS2 in Maths	2013/14	63.0%	52.0%	61% (2013/14)	56.5% (2013/14)
	3.3	Percentage of care leavers in education, employment or training aged 19-21	2014/15	51.0%	50.0%	47.8% (2014/15)	42.5% (2014/15)
	3.3	Percentage of care leavers in higher education aged 19-21	2014/15	4.0%	3.0%	6.5% (2014/15)	6.9% (2014/15)
	N/A	Percentage of LAC permanently excluded	2013/14	0.0%	0.0%	0.11% (2013/14)	0.0% (2013/14)
	N/A	Percentage of LAC with at least one fixed term exclusion	2013/14	12.7%	13.1%	9.8% (2013/14)	11% (2013/14)
	N/A	Percentage of LAC classed as persistent absentees*	2013/14	4.2%	3.9%	5.0% (2012/13)	4.5% (2012/13)
Looked after children are prepared for adulthood	5.3	Percentage of LAC with an up-to-date Personal Education Plan	2015/16 Q2	45.3%	62%	—	—
	4.2	Percentage of care leavers identified as being potentially at risk due to homeless/housing issues†	2015/16 YTD	1.4%	3.2%	—	—
	4.2	Percentage of care leavers in suitable accommodation	2014/15	83.0%	82.0%	80.7% (2014/15)	75.3% (2014/15)
Looked after children and care leavers are listened to	5.2	Percentage of LAC who got the chance to speak to their Independent Reviewing Officer (IRO) prior to their LAC Review	2015/16 Q2	40.1%	39.7%	—	—
	5.4	Percentage of LAC who felt their IRO involved them in the LAC Review they attended	Nov-14	100.0%	88%	—	—
	5.4	Percentage of LAC who felt listened to in the LAC Review they attended	Nov-14	92.0%	96%	—	—
	5.1	Percentage of LAC and care leavers who have completed a Listen to Me booklet	2015/16 Q1	29.6%	29%	—	—
Looked after children and care leavers build positive relationships	6.2	Percentage of looked after children with 3 or more placements in any one year	2015/16 Q2	8.9%	8.7%	11% (2013/14)	10% (2013/14)
	N/A	Percentage of looked after children placed within 20 miles or more from home	2014/15	16.0%	14%	14% (2014/15)	13.4% (2014/15)

\*Data for 2013/14 is based on pupils attending a Nottinghamshire school only. Pupils attending out of county schools are not included.

† Values against this indicator may be underreported. More reliable performance indicators are being developed for future reporting

**11 January 2016**

**Agenda Item: 5**

## **REPORT OF THE ACTING SERVICE DIRECTOR, EDUCATION STANDARDS AND INCLUSION**

### **AUTUMN TERM REPORT FOR THE VIRTUAL SCHOOL FOR LOOKED AFTER CHILDREN**

#### **Purpose of the Report**

1. To update the Corporate Parenting Sub-Committee on the virtual school for the Autumn term 2015.

#### **Information and Advice**

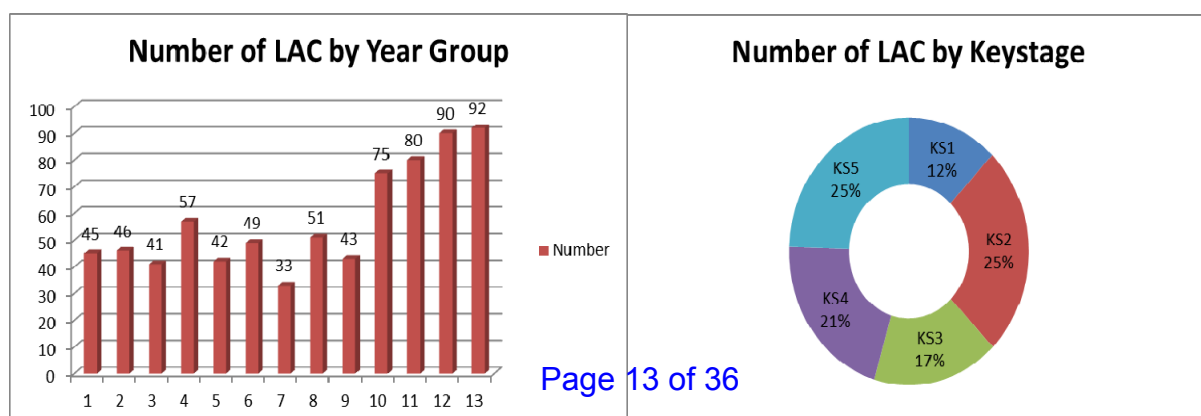
##### **Virtual School Senior Leadership Team and Virtual School Improvement Plan**

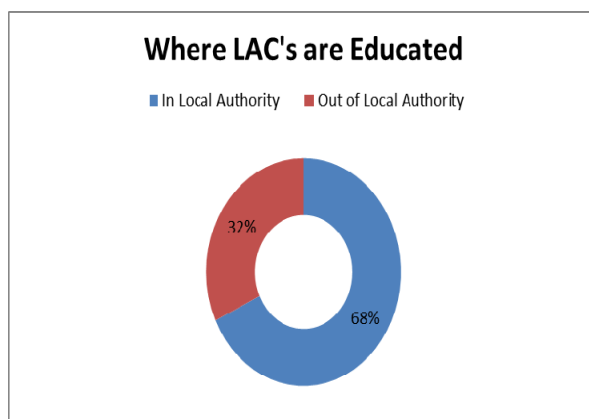
2. The senior leadership team (SLT) met on 12<sup>th</sup> October 2015 and reviewed the 2015/16 virtual school improvement plan. The current plan is fit for purpose based on the Key Stage 2 data available. At next term's meeting in March, a further review will take place when further validated data will be available.

#### **Virtual School Staff**

3. The tables below show that the number of children taken into care increases significantly from year 10. Approximately two thirds of LAC are educated in Nottinghamshire schools/settings. A key area of focus for the virtual school is to ensure that the updated data tracking system supports the early identification of LAC at risk of making less than good progress. Associate advisers have been trained and will be making focussed visits to targeted Nottinghamshire secondary schools and also to targeted out of county schools to support and challenge them to make appropriate provision for all LAC and to ensure that appropriate post 16 pathways are in place.

Number of LAC in each Key Stage, Year Group & Educational Location





4. The Data Officer for the virtual school took up post on 2<sup>nd</sup> November 2015. Mr Russell Diamond-Webb joins the virtual school from a secondary school background and will be working closely with the LA performance teams.

### **Designated Teacher Training**

5. Training for new designated teachers will be held in April 2016. Designated teacher memos continue to be sent out.

### **Attachment Aware Schools**

6. The virtual school is working with teaching school alliances and partnerships of schools to deliver a national project to increase knowledge and understanding of school staff to meet the needs of looked after children. The attachment aware school project involves the virtual school offering training to these groups of schools initially on emotion coaching. Further bespoke training will be offered throughout the academic year. Evaluation of the training is undertaken and supported by Bath Spa University. This approach will provide key partners in schools with the skills to offer support and training for school staff across the partnership to meet the emotional needs of this vulnerable group.

### **East Midlands Network**

7. The East Midlands regional group continues to meet and the regional Ofsted lead for looked after children, Jan Connor, now attends the meetings when she is able. This is in response to the East Midlands Ofsted focus on a number of vulnerable groups which includes looked after children.

### **Social Care Links**

8. The co-ordinator of the virtual school will be attending a team manager meeting for the through care team. This will be looking at the new Personal Education Plan (PEP) format and ensuring managers are confident with the completion of the document in order to support social workers.

## Floor Target Schools and schools not yet good

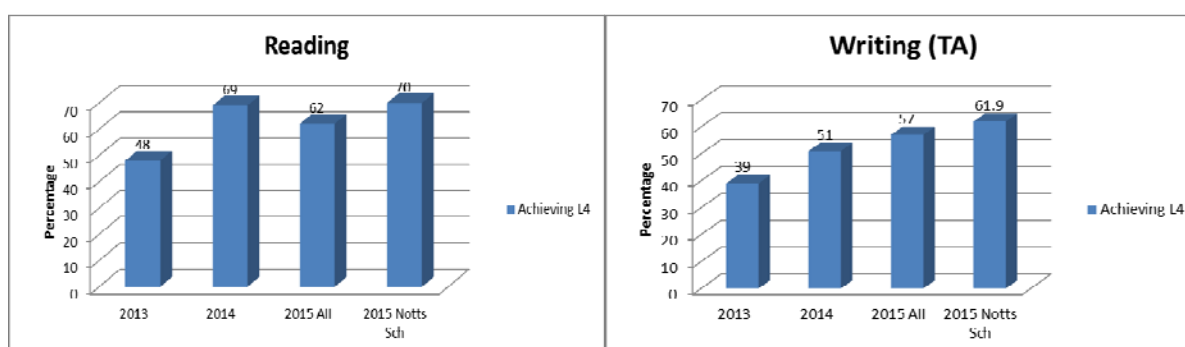
9. The virtual school continues to monitor looked after children in below floor target schools. The table below shows the number of schools in each phase with LAC against the latest Ofsted judgements.
10. It is not the Local Authority's practice to move LAC from their schools if that school moves from outstanding or good judgements, as this is unsettling and detrimental to LACs' progress. Therefore the virtual school will ensure that, should there be the need, the children/young people will have input from the LAC Achievement Officers to ensure their educational needs are addressed.

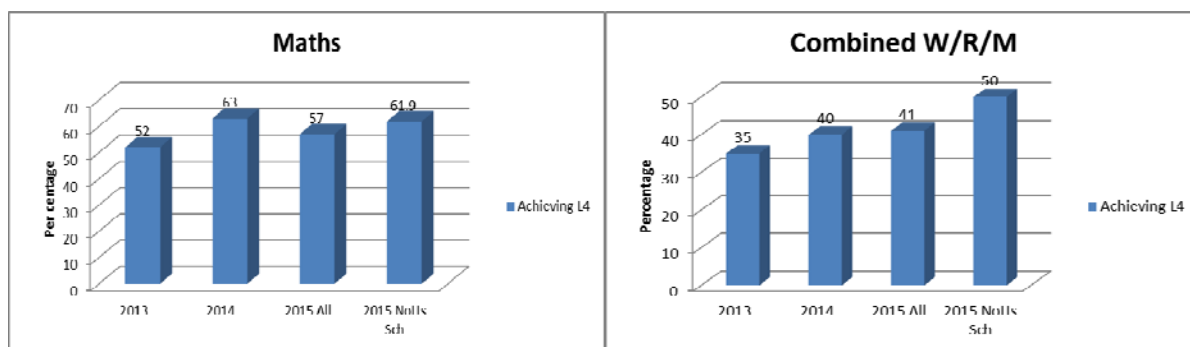
LA	PHASE	NONE/ UNK*	OUTSTAND	GOOD	REQ IMPR	INADEQ
Nottinghamshire	Primary	6	17	64	23	1
	Secondary	4	7	23	10	1
	Other	8	2	8	0	0
Other authorities	Primary	1	3	16	3	0
	Secondary	0	4	26	4	0
	Other	10	3	4	1	1
<b>TOTAL</b>		<b>29</b>	<b>36</b>	<b>141</b>	<b>41</b>	<b>3</b>

\*Unknown School or Alternative Provision or Academy Convertors with no Ofsted Judgment to date.

## Data

11. The Data Officer will also be developing the tracking system to monitor and track attainment and progress of looked after children in primary schools.
12. Key Stage 2 results:





13. Overall the proportion of Nottinghamshire LAC students in Nottinghamshire schools achieving at least level 4 in combined reading, writing and mathematics (the benchmark for expected attainment in primary schools) has increased by 10% in comparison with 2014. The proportion of all Nottinghamshire LAC, including those educated out of the LA, has increased in combined reading, writing and mathematics by 1%. The increase/decrease for each individual element is as follows:

	All LAC	LAC Notts Schools Only
Reading	+7%	+8%
Writing (TA)	+6%	+10.9%
Mathematics	-6%	-1.1%

### Achievement Event

14. Following another very successful achievement event at the Albert Hall the young people have agreed that it will be the venue for the 2016 event. The speaker this year will be Simon Weston. The date for the event will be 16<sup>th</sup> July 2016.

### Pupil Premium

15. This is being distributed to all schools with eligible LAC in and out of the Local Authority. Plans which detail the expenditure and intended or evidenced impact are currently being used to release the funding.
16. These plans will be used by the LAC Achievement Officers in their day to day work supporting schools and young people.

### Projects - Letterbox Club 2014

17. Evaluation of the 2015/16 project is underway. It has been agreed to continue the Letterbox project into 2016/17.

### Personal Education Plan

18. The updated version of the PEP, which takes into account the changes to assessment in both primary and secondary phases, is now being used by schools and social workers.



## **Good News**

19. Book tokens continue to be sent out to looked after children for a host of reasons including gaining most house points, making outstanding progress and sporting achievements.

## **Other Options Considered**

20. No other options have been considered.

## **Reason/s for Recommendation/s**

21. This report is for noting only.

## **Statutory and Policy Implications**

22. This report has been compiled after consideration of implications in respect of crime and disorder, finance, human resources, human rights, the NHS Constitution (Public Health only), the public sector equality duty, safeguarding of children and vulnerable adults, service users, sustainability and the environment and ways of working and where such implications are material they are described below. Appropriate consultation has been undertaken and advice sought on these issues as required.

## **RECOMMENDATION/S**

- 1) That the update on the virtual school for the Autumn term 2015 be noted.

**Marion Clay**

**Acting Service Director, Education Standards and Improvement**

**For any enquiries about this report please contact:**

Linda Foster  
Team Manager of the Virtual School  
T: 01623 434149  
E: [linda.foster@nottscg.gov.uk](mailto:linda.foster@nottscg.gov.uk)

Sue Denholm  
Co-ordinator of the Virtual School  
T: 01623 434149  
E: [sue.denholm@nottscg.gov.uk](mailto:sue.denholm@nottscg.gov.uk)

## **Constitutional Comments**

23. As this report is for noting only, no Constitutional Comments are required.

## **Financial Comments (SS 04/12/15)**

24. There are no financial implications arising directly from this report.

## **Background Papers and Published Documents**

Except for previously published documents, which will be available elsewhere, the documents listed here will be available for inspection in accordance with Section 100D of the Local Government Act 1972.

Summer term report of the Virtual School for Looked After children – report to Corporate Parenting Sub-Committee on 8 June 2015.

## **Electoral Division(s) and Member(s) Affected**

All.

C0739

11 January 2016

Agenda Item: 6

## **REPORT OF THE SERVICE DIRECTOR, CHILDREN'S SOCIAL CARE**

### **LOOKED AFTER CHILDREN AND CARE LEAVERS STRATEGY 2015-18 UPDATE**

#### **Purpose of the Report**

1. To update the Sub-Committee on the progress of the annual action plan for the Looked After Children and Care Leavers Strategy 2015-18.

#### **Information and Advice**

2. The Looked After Children and Care Leavers Strategy 2015-18 sets out the Council's ambition as corporate parents to *ensure our looked after children and care leavers have all the opportunities that good parents afford their children*. The strategy was approved by Policy Committee in June 2015.
3. This strategy builds on the commitment to multi-agency working which is evidenced by the successes of the 2012-2015 strategy. The refreshed strategy now includes care leavers, because we recognise that our corporate parenting responsibility does not end when a young person leaves care.
4. This strategy was developed by the multi-agency Looked After Children and Care Leavers Strategy Group, which includes members from children's social care, education and health. Looked after children and young people in Nottinghamshire were also consulted on a number of occasions as part of the development of the strategy.
5. The 2015-18 strategy aims to drive improvement in six outcomes for looked after children and care leavers in Nottinghamshire:
  - looked after children and care leavers are happy and healthy
  - looked after children and care leavers are safe
  - looked after children and care leavers achieve their potential
  - looked after children and care leavers are prepared for adulthood
  - looked after children and care leavers are listened to
  - looked after children and care leavers build positive relationships.
6. Progress is expected across all outcomes over the course of the three years. In order to ensure that the associated planned activity is realistic, deliverable and focused, the Strategy Group developed an Annual Action Plan, which will be reviewed each year by looked after children, care leavers and professionals.

7. Each year, the annual action plan will focus on a number of key outcome statements, which provide a vehicle for the multi-agency LAC and Care Leavers Strategy Group to drive improvement in the selected focus areas. The progress of the annual action plan can be found in **Appendix A**.

## **Key Successes**

8. Key successes of the strategy to date include:
- care leavers are given their health histories (or 'health passport') when they leave care
  - a new countywide health consent form has been agreed by all stakeholders and implemented
  - Child & Adolescent Mental Health Services (CAMHS) referrals are risk assessed and any urgent self-harm referrals are seen as per the self-harm protocol; the service offers a follow-up community appointment within seven days.
  - monthly CAMHS consultations continue with our colleagues and young people in the three Local Authority mainstream residential homes
  - Barnados' Child Sexual Exploitation (CSE) workers have increased from one to three and Barnados have extended their specialist service to include care leavers
  - the completion of missing return interviews is sound, and the timeliness of completing return interviews is improving
  - hotspot meetings are proving effective in addressing the most prolific missing children
  - in relation to the school progress of LAC, Nottinghamshire County Council has consistently out-performed statistical neighbours and England's average for the past four years
  - following an audit of the LAC service, 79% of cases were graded as good or outstanding
  - a dedicated full-time Social Work Practice Consultant has commenced work focussing on the improvement of the quality of pathway planning across LAC and Leaving Care, with a specific emphasis on cases transitioning to the leaving care team
  - implementation of a weekly 16+ supported accommodation panel
  - involvement of looked after young people and care leavers in the commissioning process for residential block purchase and post-16 supported accommodation
  - in 83% of LAC cases audited, the involvement of children and young people in making plans about their future was graded as good or outstanding
  - placement support to young people fostered by Local Authority foster carers has been strengthened by confirming the permanent roles of fostering family workers; these workers are involved in identity work and direct work with young people, as well as supporting foster carers in maintaining placements at times of challenge
  - training for Fostering staff has been reviewed, and bespoke crisis intervention solution-focused training is being commissioned; the 2015/16 training programme for foster carers already provides information about managing behaviour positively with therapeutic parenting.

## **Areas for Continued Improvement**

9. Areas that require continued focus and improvement include:
- improve access to CAMHS and mental health support to care leavers

- additional focus on social workers undertaking Missing Return Interviews to specifically ask about unprotected sexual activity, in order to address sexual health needs of young people at risk of CSE
- improving the timeliness of Pathway Plan reviews, with a themed audit of Pathway Plans being undertaken
- increasing the care leaver representation at the Children in Care Council
- improvement required in relation to the recording of children and young people's views, with a more formalised method for feedback.

### **Other Options Considered**

10. This report is for noting only

### **Reason/s for Recommendation/s**

11. This report is for noting only

### **Statutory and Policy Implications**

12. This report has been compiled after consideration of implications in respect of crime and disorder, finance, human resources, human rights, the NHS Constitution (public health services), the public sector equality duty, safeguarding of children and adults at risk, service users, sustainability and the environment and ways of working and where such implications are material they are described below. Appropriate consultation has been undertaken and advice sought on these issues as required.

### **Safeguarding of Children and Vulnerable Adults Implications**

13. The strategy and action plan seek to strengthen support and practice which will ensure looked after children and care leavers continue to be safeguarded.

### **Implications for Service Users**

14. Looked after children and care leavers will benefit from improved services and multi-agency working aimed at improving outcomes.

### **RECOMMENDATION/S**

- 1) That the update on the progress of the annual action plan for the Looked After Children and Care Leavers Strategy 2015-18 be noted.

**Steve Edwards**  
**Service Director, Children's Social Care**

**For any enquiries about this report please contact:**

Dawn Godfrey  
 Group Manager, Social Work Services

T: 01623 520223  
E: dawn.godfrey@nottsc.gov.uk

### **Constitutional Comments**

15. As this report is for noting only, no Constitutional Comments are required.

### **Financial Comments (SS 26/11/15)**

16. There are no financial implications arising directly from this report.

### **Background Papers and Published Documents**

Except for previously published documents, which will be available elsewhere, the documents listed here will be available for inspection in accordance with Section 100D of the Local Government Act 1972.

Looked After Children and Care Leavers Strategy 2015-18 – report to Children and Young People's Committee on 18 May 2015

Looked After Children and Care Leavers Strategy 2015-18 – report to Policy Committee on 17 June 2015

### **Electoral Division(s) and Member(s) Affected**

All.

C0740

## APPENDIX A: LOOKED AFTER CHILDREN AND CARE LEAVERS STRATEGY 2015-18

### PROGRESS OF ANNUAL ACTION PLAN – Q2 2015/16

For Nottinghamshire, the performance data available for 1 July – 31 September is reported. The most recent data for national average and children's services statistical neighbours is reported, where available. Please note, comparisons may be indicative only, as the reporting periods are not necessarily aligned. Where Nottinghamshire performance meets or exceeds the latest national performance information, this is highlighted by the emboldened boxes.

Key: (p) = provisional data; (+) = better than previous value; (-) = worse than previous value; (=) = same as previous value; (n/a) = not comparable to previous value

Outcome 1: Looked After Children and Care Leavers are Happy & Healthy									
Outcome Statement	Key Performance Indicator	Nottinghamshire						National Average	Statistical Neighbours
		2013/14 Annual Performance	Current Reporting Period	Current Value		Previous Reporting Period	Previous Value		
<b>1.1 Looked After Children and Care Leavers have good emotional wellbeing</b>	Average SDQ score per LAC child	14.9	Q2 2015/16	<b>14.67</b>	-	2013/14 annual	14.9	13.9	14.5
	Percentage of children for whom an SDQ score was submitted	52%	2014/15 annual	<b>61.7% p</b>	+	2013/14 annual	52%	x	x
<b>1.2 Looked After Children and Care Leavers have support with their mental health needs when they need it</b>	Total number of referrals received by the CAMHS CLA team	x	1 May 2015 – 30 Sep 2015	<b>152</b>	+	1 Jan 2015 – 30 April 2015	148	x	x
	Average waiting time for initial CAMHS consultation with a social worker	x	1 May 2015 – 30 Sep 2015	<b>44 days</b>	-	1 Jan 2015 – 30 April 2015	36 days	x	x
<b>1.3 Looked After Children and Care Leavers do not misuse drugs and alcohol</b>	Percentage of children who have been looked after for at least 12 months, where there are concerns about alcohol misuse by the child	N/A	2015/16 YTD	<b>2.1% †</b>	-	2014/15	4%	N/A	N/A
	Percentage of children who have been looked after for at least 12 months, where there are concerns about the child's mental health	N/A	2015/16 YTD	<b>7.3% †</b>	-	2014/15	11.8%	N/A	N/A
	Percentage of children who have been looked after for at least 12 months, where there are concerns about drug misuse by the child	N/A	2015/16 YTD	<b>4.6% †</b>	-	2014/15	6.4%	N/A	N/A
	Percentage of children who have been looked after for at least 12 months and have received intervention for any substance misuse problems,	N/A	2015/16 YTD	<b>2.2% †</b>	-	2014/15	4.2%	N/A	N/A
	Percentage of children who have been looked after for at least 12 months and have been offered substance misuse intervention but refused it	N/A	2015/16 YTD	<b>1.3% †</b>	-	2014/15	2.3%	N/A	N/A
<b>1.4 Looked After Children and Care Leavers have good sexual health and access to contraception</b>	Number of Youth Centres that have a trained term time only member of staff to register CYP aged 13-25 onto C-Card Scheme	x	Aug-15	<b>37</b>		x	x	x	x
	Percentage of children who have been looked after for at least 12 months and experienced teenage pregnancy	N/A	2015/16 YTD	<b>1.3% †</b>	-	2014/15	2.3%	N/A	N/A
	Percentage of children who have been looked after for at least 12 months where there are concerns relating to the child's sexual activity	N/A	2015/16 YTD	<b>2.7% †</b>	-	2014/15	5.6%	N/A	N/A
<b>1.5 Looked After Children and Care Leavers have their health needs assessed when they enter care</b>	Percentage of initial health assessments completed within timescales	89.6%	2013/14	<b>89.6%</b>		x	x	88.4%	81.5%

Outcome 2: Looked After Children and Care Leavers are Safe									
Outcome Statement	Key Performance Indicator	Nottinghamshire						National Average	Statistical Neighbours
		2013/14 Annual Performance	Current Reporting Period	Current Value		Previous Reporting Period	Previous Value		
<b>2.1 Looked After Children and Care Leavers have a safe place to live</b>	Percentage of care leavers in suitable accommodation	82.0%	2013/14 annual	82.0%*	-	2012/13 annual	87.0%	78.0% (2013/14)	74.4% (2013/14)
<b>2.2 Looked After Children and Care Leavers are safe from sexual exploitation</b>	Percentage of LAC with CSE Concerns*	N/A	2015/16 YTD	10% (55/538 LAC aged over 10)	-	2014/15	13% (67/522 LAC aged over 10)	N/A	N/A
	Percentage of LAC with CSE Concerns* who have had a Strategy Meeting	N/A	2015/16 YTD	33% (18/55 LAC)	-	2014/15	28% (19/67 LAC)	N/A	N/A
<b>2.3 Looked After Children do not go missing from care</b>	Percentage of Nottinghamshire LAC missing from placement by individual child	10% (124/1245 LAC)	2015/16 Q1	12% (65/538 LAC aged over 10)		2014/15 Q4	13% (70/522 LAC aged over 10)	N/A	N/A
	Average number of episodes missing for each missing LAC child	3 episodes	2015/16 Q1	2.7 episodes (65 LAC/174 episodes)		2014/15 Q4	2.8 episodes (70 LAC/194 episodes)	N/A	N/A
<b>2.4 Looked After Children and Care Leavers are safe from bullying</b>	Consideration of measurable data ongoing								



Outcome 3: Looked After Children and Care Leavers Achieve their Potential									
Outcome Statement	Key Performance Indicator	Nottinghamshire						National Average	Statistical Neighbours
		2013/14 Annual Performance	Current Reporting Period	Current Value		Previous Reporting Period	Previous Value		
<b>3.1 Looked After Children and Care Leavers leave school with good GCSE results</b>	Percentage of LAC achieving 5 A*-C (including English and Mathematics) at Key Stage 4	13.1%	2013/14 annual	<b>13.1%</b> †	x	x	x	12.0%	10.8%
<b>3.2 Looked After Children and Care Leavers make good progress in school each year</b>	Percentage of LAC achieving Level 2 at Key Stage 1 in Reading	76.0%	2013/14 annual	<b>76.0%</b>	-	2012/13 annual	77.0%	71.0%	73.8%
	Percentage of LAC achieving Level 2 at Key Stage 1 in Writing	67.0%	2013/14 annual	<b>67.0%</b>	-	2012/13 annual	70.0%	61.0%	64.1%
	Percentage of LAC achieving Level 2 at Key Stage 1 in Mathematics	76.0%	2013/14 annual	<b>76.0%</b>	+	2012/13 annual	73.0%	72.0%	71.8%
	Percentage of LAC achieving Level 4 at Key Stage 2 in Reading	69.0%	2013/14 annual	<b>69.0%</b>	+	2012/13 annual	48.0%	68.0%	63.3%
	Percentage of LAC achieving Level 4 at Key Stage 2 in Writing	51.0%	2013/14 annual	<b>51.0%</b>	+	2012/13 annual	39.0%	59.0%	55.5%
	Percentage of LAC achieving Level 4 at Key Stage 2 in Mathematics	63.0%	2013/14 annual	<b>63.0%</b>	+	2012/13 annual	52.0%	61.0%	56.5%
<b>3.3 Looked After Children and Care Leavers remain in education or training, or move into employment after leaving school</b>	Percentage of Care Leavers in education, employment or training aged 19-21	50.0%	2013/14 annual	<b>50%*</b>	x	x	x	45.0% (2013/14)	40.4% (2013/14)
<b>3.4 Looked After Children and Care Leavers have the opportunity to access a university education</b>	Percentage of Care Leavers in Higher Education	3.0%	2013/14 annual	<b>3.0%*</b>	x	x	x	6.0% (2013/14)	6.2% (2013/14)
<b>3.5 Looked After Children and Care Leavers have the opportunity to join in out of school activities</b>	<i>Consideration of measurable data ongoing</i>								
<b>3.6 Looked After Children and Care Leavers have the best start in life</b>	Percentage of LAC reaching a "Good Level of Development"(EYFSP attainment figures)	31.8%	31.80%	<b>2013/14 annual</b>	31.8%	x	x	x	x

† This indicator is now based on the 2014 methodology for KS4 results, where a pupil's first result at KS4 is used for the purpose of reporting. Previously, the pupil's best result was used. Due to this change in methodology, it is not possible to present a longer time series.

\* This indicator is now based on those care leavers who turned 19, 20 or 21 during the year. Due to this change in cohort, it is not possible to present a longer time series.

Outcome 4: Looked After Children and Care Leavers are Prepared for Adulthood									
Outcome Statement	Key Performance Indicator	Nottinghamshire						National Average	Statistical Neighbours
		2013/14 Annual Performance	Current Reporting Period	Current Value		Previous Reporting Period	Previous Value		
4.1 Looked After Children and Care Leavers are supported to develop meaningful plans to help them prepare for the future	Consideration of measurable data ongoing								
4.2 Care Leavers have somewhere safe to live after they leave care	Percentage of care leavers in suitable accommodation	82.0%	2013/14 annual	82.0%*	-	2012/13 annual	87.0%	78.0% (2013/14)	74.4% (2013/14)
	Percentage of care leavers identified as being potentially being at risk due to homeless / housing issues	N/A	2015/16 YTD	1.4%†	-	2014/15	3.2%	N/A	N/A
4.3 Looked After Children and Care Leavers are supported to transition to adult services (where appropriate)	Consideration of measurable data ongoing								
4.4 Looked After Children and Care Leavers are supported to develop meaningful plans to help them prepare for the future	Consideration of measurable data ongoing								

\* This data relates to a small number of young people. Those regarded by the Department for Education as in unsuitable accommodation included unaccompanied asylum seekers, who left the country for a variety of reasons, and other young people who were in custody. All other Nottinghamshire young people leaving care were in accommodation regarded as suitable.

† Values against this indicator may be underreported. More reliable performance indicators are being developed for future reporting

Outcome 5: Looked After Children and Care Leavers are Listened To									
Outcome Statement	Key Performance Indicator	Nottinghamshire						National Average	Statistical Neighbours
		2013/14 Annual Performance	Current Reporting Period	Current Value		Previous Reporting Period	Previous Value		
<b>5.1 Looked After Children and Care Leavers are involved in making plans and giving feedback about their care</b>	Percentage of LAC who felt their IRO involved them in the LAC Review they attended*	x	Nov-14	100.0%	(+)	Jul-14	88.0%	x	x
	Percentage of children who have been looked after for at least 12 months with a completed "Listen to me" document	N/A	2015/16 YTD	29.6% †	(+)	2014/15	29%	N/A	N/A
	Percentage of children who have been looked after for at least 12 months, whose social worker discussed their LAC report and Care Plan with the child / young person before their LAC Review	N/A	2015/16 YTD	55.2% †	(+)	2014/15	53.8%	N/A	N/A
<b>5.2 Looked After Children and Care Leavers are involved in making plans about their future</b>	Percentage of LAC who agreed with the decision made at the LAC Review they attended*	x	Nov-14	100.0%	(+)	Jul-14	95.0%	x	x
	Percentage of children who have been looked after for at least 12 months who were consulted by IRO prior to their LAC review meeting	N/A	2015/16 YTD	40.1% †	(+)	2014/15	39.7%	N/A	N/A
<b>5.3 Looked After Children and Care Leavers are involved in making plans about their education</b>	Percentage of LAC with an up-to-date Personal Education Plan	60.2%	2015/16 Q2	45.3%	(-)	2015/16	62%	N/A	N/A
<b>5.4 Looked After Children and Care Leavers feel listened to</b>	Percentage of children who felt listened to in the LAC Review they attended*	x	Nov-14	92.0%	(-)	Jul-14	96.0%	x	x
	Percentage of LAC who felt their IRO involved them in the LAC Review they attended*	x	Nov-14	100.0%	(+)	Jul-14	88.0%	x	x
	Percentage of LAC who felt listened to in their Return Interview	x	Dec-14	62.0%	x	x	x	x	x

\* From Young Person's Review Questionnaire - sample of children and young people

† Values against this indicator may be underreported. More reliable performance indicators are being developed for future reporting

Outcome 6: Looked After Children and Care Leavers Build Positive Relationships									
Outcome Statement	Key Performance Indicator	Nottinghamshire						National Average	Statistical Neighbours
		2013/14 Annual Performance	Current Reporting Period	Current Value		Previous Reporting Period	Previous Value		
6.1 Looked After Children and Care Leavers are supported to maintain meaningful contact with their birth families (where appropriate)	Consideration of measurable data ongoing								
6.2 Looked After Children and Care Leavers are supported to maintain positive relationships with the people they live with	Looked After Children with 3 or more placements in any one year	12.0%	2015/16 Q2	8.9% provisional	+	2015/16 Q1	8.7%	11.0% (2013/14)	10.0% (2013/14)
6.3 Looked After Children and Care Leavers are supported to manage the ending of relationships positively	Consideration of measurable data ongoing								

11 January 2016

Agenda Item: 7

## **REPORT OF THE SERVICE DIRECTOR, CHILDREN'S SOCIAL CARE INDEPENDENT REVIEWING OFFICER SERVICE – SIX MONTH UPDATE**

### **Purpose of the Report**

1. To update the Corporate Parenting Sub-Committee about some of the activities of the Independent Reviewing Officer Service from April to September 2015.

### **Information and Advice**

2. The summary of the six monthly report, which is attached as **Appendix 1**, informs the Sub-Committee about some of the activities undertaken by the Independent Reviewing Officers (IRO) in fulfilling their role and some of the achievements made since April 2015.

### **Other Options Considered**

3. The report is for noting only

### **Reason/s for Recommendation/s**

4. The report is for noting only

### **Statutory and Policy Implications**

5. This report has been compiled after consideration of implications in respect of crime and disorder, finance, human resources, human rights, the NHS Constitution (public health services), the public sector equality duty, safeguarding of children and adults at risk, service users, sustainability and the environment and ways of working and where such implications are material they are described below. Appropriate consultation has been undertaken and advice sought on these issues as required.

### **RECOMMENDATION/S**

- 1) That the update on the activities of the Independent Reviewing Officer Service from April to September 2015 be noted.

**Steve Edwards**  
**Service Director, Children's Social Care**

**For any enquiries about this report please contact:**

Izzy Martin  
Service Manager, Independent Chair Service  
T: 01623 433157  
E: izzy.martin@nottsc.gov.uk

**Constitutional Comments**

6. As this report is for noting only, no Constitutional Comments are required.

**Financial Comments (SS 08/12/15)**

7. There are no financial implications arising directly from this report.

**Background Papers and Published Documents**

Except for previously published documents, which will be available elsewhere, the documents listed here will be available for inspection in accordance with Section 100D of the Local Government Act 1972.

End of year report for the Independent Reviewing Officer Service – report to Corporate Parenting Sub-Committee on 8 June 2015

**Electoral Division(s) and Member(s) Affected**

All.

C0745

## **Six monthly update on some of the key issues for the Independent Review Service**

### **1. Profile of LAC of Nottinghamshire**

As at the end of September 2015, there were 875 children and young people looked after, this figure has remained relatively stable throughout the year and is in line with the figure noted for 2014/15.

### **2. Raising concerns/Dispute Resolution Process**

During the last 6 months, 43 alerts were initiated within social care, in comparison to last year this is much lower with the total for the whole year being 137 alerts. Service Managers continue to explore with Independent Reviewing Officers (IRO) in supervision and meetings about addressing matters of concern and given the reduction in the amount being initiated when quality assuring alerts sent we are assured those being sent are appropriate.

The themes that emerge from alerts so far relate to issues with Personal Education Plans not being completed; contact dates and who will be supervising these; home visits being out of timescale and assessments not being completed in a timely manner to progress the care plan.

### **3. Areas for Development 2015-16 as identified in the Annual Report 2014-15**

*Explore further how the service can obtain the views of children aged 5-9 years.*

3.1 Two of the IROs are involved in participation meetings with Pav Yayoub, Youth Service, in order to explore how the wishes and feelings of LAC can be better captured as part of the LAC review process. Earlier this year foster carers were asked about how best the views can be sought from children aged 5-9 years. Feedback from the initial work undertaken was that the questionnaires needed to be simpler and more in line with the Listen to Me booklets. It has been suggested by foster carers rather than redesign the questionnaire for 5-9 years the IROs gather the information needed from the LTM booklet instead.

*IROs to explore different means of communicating with children and young people between reviews or as part of the review by promoting child-centred planning.*

3.2 In September 2015 IROs took part in an East Midlands regional workshop which was delivered by Clare Holdsworth, Sheffield City Council and focused on child-centre planning. The presentation outlined an innovative and new way to explore aspects of the child's life, celebrating the positives and facilitating all professionals more direct discussion with the young person about what the critical areas for planning are, with an open dialogue with the child in developing and prioritising future plans. This workshop had the highest number of IROs attending across the region and created much discussion about this approach and

challenged how they currently work with children and young people when engaging them in the review process.

3.3 IROs within the region continue to reflect on new ways of working with looked after children. Within our service the IROs are having a session as a group in January to explore how they can integrate some of the elements of the person centred approach delivered by Clare Holdsworth. The group intend to participate in role playing an actual review whilst using some of the techniques for person centred planning. Regional Managers are also planning a group session regionally in order to share elements of good practice and tools used to engage children and young people within their review.

### **CAFCASS and Regional workshops over the year**

There have been three workshops arranged since April that has involved as many IROs as possible within the East Midlands Region.

They have taken place on the following dates:

9<sup>th</sup> June - Care Planning and Effective Management - Focusing on the challenges around care planning

8<sup>th</sup> September - Child Participation and exclusion - focus as detailed in child centred planning

8<sup>th</sup> December - Evidencing outcomes with Matthew Brazier, Ofsted.

### **CAFCASS**

11<sup>th</sup> June - Working with Child Sexual Exploitation and the role of Guardians/IROs in pre-proceedings

23<sup>rd</sup> October - Together or Apart training.

The IROs felt that the joint session with the Guardians was really helpful and informative on the current research on siblings being placed together or apart. IROs found it really valuable to understand the importance of sibling assessments being undertaken and the timing of this, as well as the sharing of research on siblings with older children and longer term impacts for adoption.

## **4. Ensure that any relevant issues for partner organisations are effectively raised and recorded**

Throughout this period the dispute resolution process for raising internal alerts has been amended, the form has been simplified so that the themes generated by the alerts sent by the IROs can be collated better. Where concerns relate to practice external to children's social care the IRO will discuss the matter with their Service Manager in the first instance and the practice concern will be raised by way of a letter which has to be endorsed by the manager. To date there has only been one external issue of concern letter sent to an agency and this was centred on their non-attendance at the review when their input was crucial. As managers we continue to address whether there are relevant issues with partner organisations being effectively raised as part of individual supervision and as an IRO group.



**11 January 2016****Agenda Item: 9**

## **REPORT OF CORPORATE DIRECTOR, RESOURCES WORK PROGRAMME**

### **Purpose of the Report**

1. To consider the Committee's work programme for 2015/16.

### **Information and Advice**

2. The County Council requires each committee to maintain a work programme. The work programme will assist the management of the committee's agenda, the scheduling of the committee's business and forward planning. The work programme will be updated and reviewed at each pre-agenda meeting and committee meeting. Any member of the committee is able to suggest items for possible inclusion.
3. The attached work programme has been drafted in consultation with the Chairman and includes items which can be anticipated at the present time. Other items will be added to the programme as they are identified.
4. As part of the transparency introduced by the new committee arrangements, committees are expected to review day to day operational decisions made by officers using their delegated powers. It is anticipated that the committee will wish to commission periodic reports on such decisions. The committee is therefore requested to identify activities on which it would like to receive reports for inclusion in the work programme.

### **Other Options Considered**

5. None.

### **Reason/s for Recommendation/s**

6. To assist the committee in preparing its work programme.

### **Statutory and Policy Implications**

7. This report has been compiled after consideration of implications in respect of finance, equal opportunities, human resources, crime and disorder, human rights, the safeguarding of children, sustainability and the environment and those using the service and where such implications are material they are described below. Appropriate consultation has been undertaken and advice sought on these issues as required.

## **RECOMMENDATION/S**

- 1) That the committee's work programme be noted, and consideration be given to any changes which the committee wishes to make.

**Jayne Francis-Ward**  
**Corporate Director, Resources**

**For any enquiries about this report please contact: Assistant Democratic Services Officer -**  
Julie Brailsford  
Tel: 0115 977 4694

### **Constitutional Comments (SLB)**

8. The Committee has authority to consider the matters set out in this report by virtue of its terms of reference.

### **Financial Comments (PS)**

9. There are no financial implications arising directly from this report.

### **Background Papers**

Except for previously published documents, which will be available elsewhere, the documents listed here will be available for inspection in accordance with Section 100D of the Local Government Act 1972.

### **Electoral Division(s) and Member(s) Affected**

All

## CORPORATE PARENTING SUB-COMMITTEE - WORK PROGRAMME 2015-16

<u>Report Title</u>	<u>Brief summary of agenda item</u>	<u>Lead Officer</u>	<u>Report Author</u>
<b>7 March 2016</b>			
Looked After Children: quarterly performance report		Steve Edwards	Shelagh Mitchell
Spring Term report for the Virtual School for Looked After Children	For information	Steve Edwards	Sue Denholm/ Linda Foster
Provision, achievements and progress of the Children in Care Council and participation of children and young people looked after 2015/16	For information	Steve Edwards	Shelagh Mitchell
Adoption Service bi-annual report: September 2015 to February 2016	Six monthly report	Steve Edwards	Tracey Coull
Leaving Care Service update	Six monthly report	Steve Edwards	Michelle Lee
<b>13 June 2016</b>			
Looked After Children: quarterly performance report		Steve Edwards	Shelagh Mitchell
Summer Term report for the Virtual School for Looked After Children	For information	Steve Edwards	Sue Denholm/ Linda Foster
Looked After Children and Care Leavers Strategy 2015-18 – six-monthly progress reports	For information	Steve Edwards	Dawn Godfrey
End of year report for the Independent Reviewing Officer Service	For information	Steve Edwards	Izzy Martin
County CAMHS Looked After and Adoption Team – service provision and developments 2015/16	Annual information report	Steve Edwards	Vonny Senogles
Improving health outcomes for children and young people in the care of the Local Authority	Annual report	Steve Edwards	Amanda Edmunds/ Shelagh Mitchell
Fostering Service annual report	Annual report for information	Steve Edwards	Jayne Austin
Contact Service update	Annual report for information	Steve Edwards	Helen Daft
Advocacy Service for Looked After Children	Annual report for information	Steve Edwards	Shelagh Mitchell
<b>To be placed</b>			
Children who run away or go missing from care		Steve Edwards	Terri Johnson
Members' visits to independent children's homes		Steve Edwards	Shelagh Mitchell

