

Nottinghamshire Division

HOSC Update 2023

NHS
East Midlands
Ambulance Service
NHS Trust



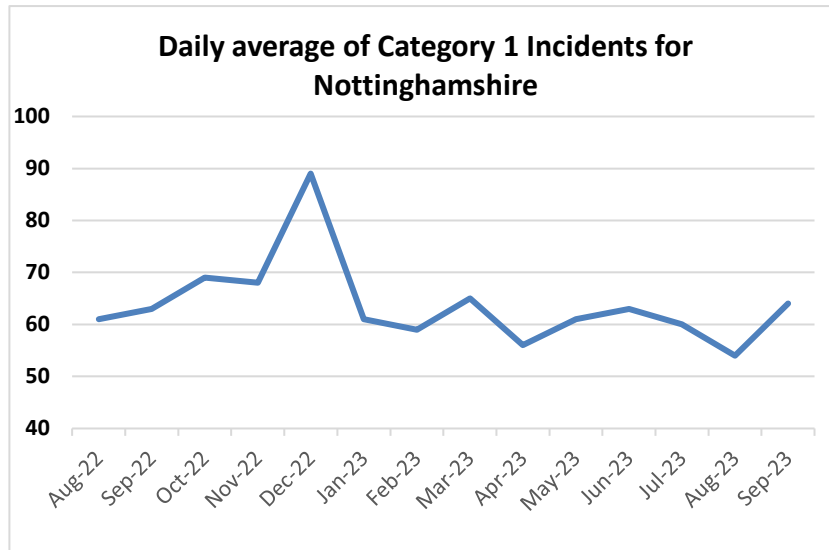
Greg Cox – Divisional Director

Respond | Develop | Collaborate

Activity and Performance:

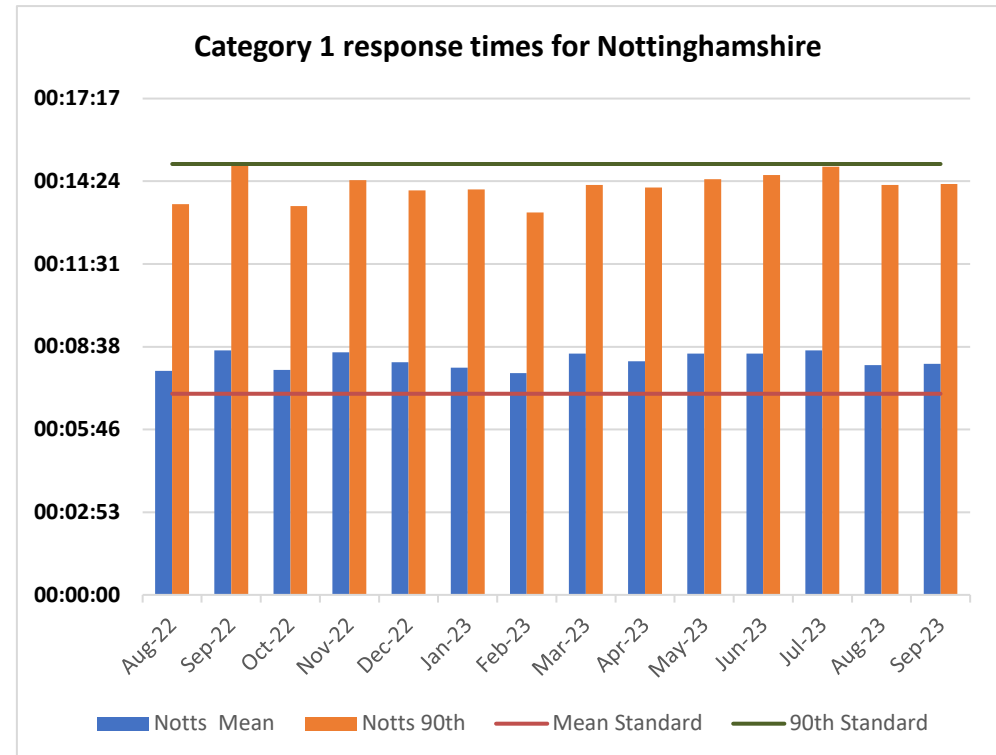
Category 1 calls

(Immediately life threatening)



Target mean response time: 7 mins

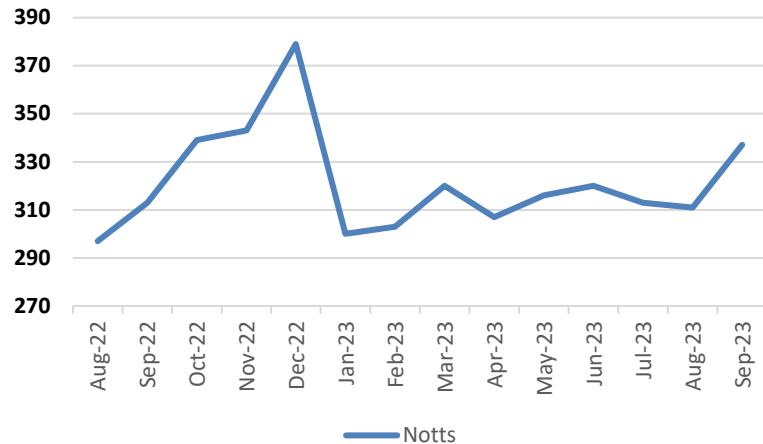
Target 90th centile response time: 15 mins



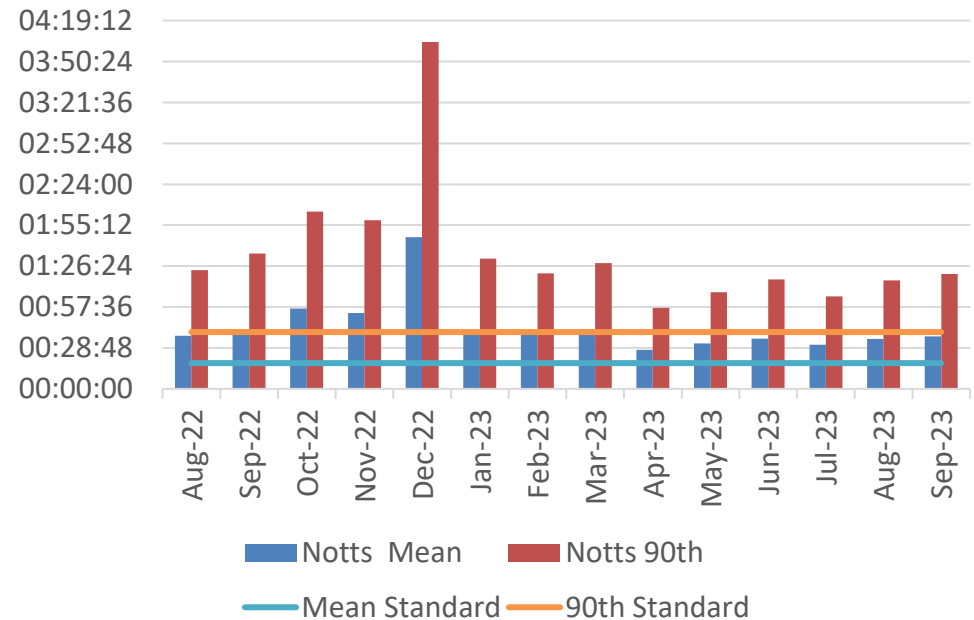
Activity and Performance: Category 2 calls



Daily average of Category 2 Incidents for
Nottinghamshire



Category 2 response times for
Nottinghamshire



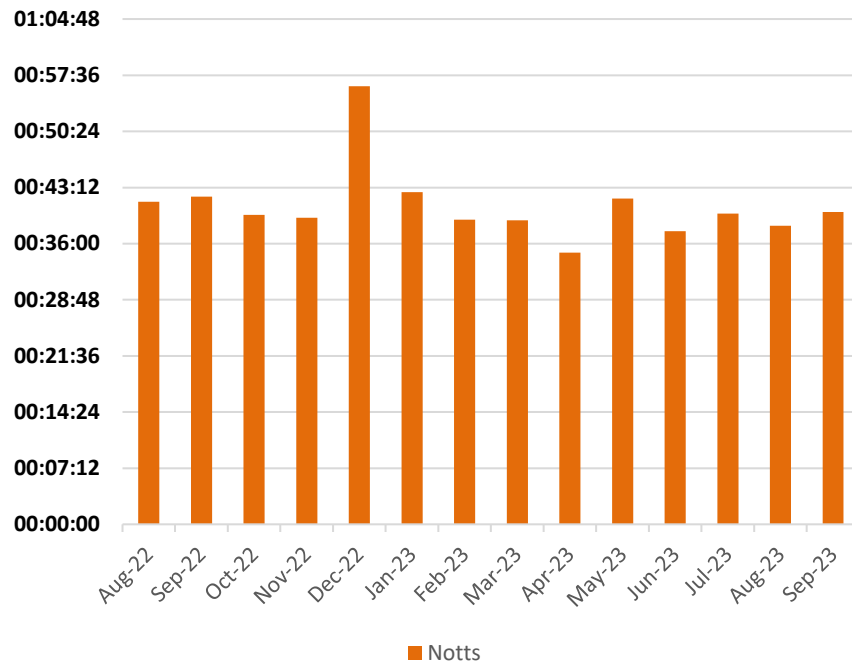
Target mean response time: 18 mins

Target 90th centile response time: 40 mins

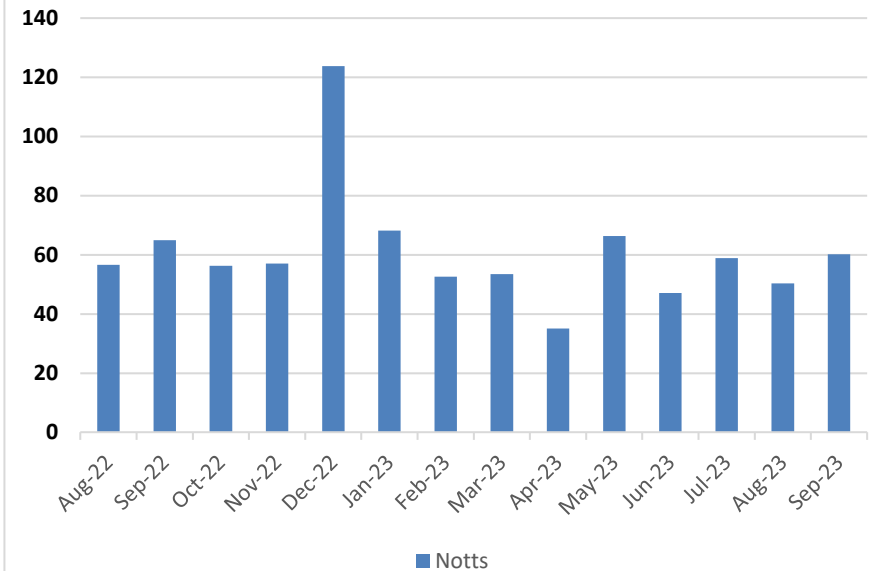
Activity and Performance: Turnaround times



Overall Average Hospital Turnaround Times



**Average Daily Lost Hours due to > 30 Min
hospital turnaround time
(pre and post handover)**





EMAS Division & CCG Performance Aug 22 - September 23

Division	CCG	Category 1			Category 2			Category 3			Category 4		
		Mean	90th Percentile	95th Percentile	Mean	90th Percentile	95th Percentile	Mean	90th Percentile	95th Percentile	Mean	90th Percentile	95th Percentile
All EMAS	EMAS	00:09:06	00:16:30	00:20:29	00:52:36	01:55:42	02:48:31	02:40:49	06:31:53	08:59:04	02:19:28	05:29:46	08:01:49
Derbyshire	Derbyshire	00:08:56	00:15:37	00:18:42	00:49:06	01:47:38	02:29:44	02:40:47	06:28:20	08:40:17	02:16:05	05:19:12	07:10:51
	NHS Erewash CCG	00:09:46	00:15:00	00:16:48	00:52:09	01:53:11	02:41:22	02:59:35	07:27:43	09:54:21	02:10:38	04:46:29	08:19:50
	NHS Hardwick CCG	00:10:08	00:15:38	00:17:52	00:47:39	01:42:11	02:17:10	02:37:50	06:13:52	08:10:08	02:25:30	05:31:17	06:58:04
	NHS North Derbyshire CCG	00:09:23	00:17:31	00:21:11	00:43:47	01:37:12	02:09:12	02:13:28	05:13:09	07:06:24	01:55:10	04:12:21	05:28:11
Leicestershire	NHS Southern Derbyshire CCG	00:08:20	00:14:48	00:18:01	00:51:37	01:54:23	02:45:05	02:54:35	07:00:50	09:19:24	02:27:12	05:51:08	07:56:08
	Leicestershire	00:08:24	00:15:05	00:18:15	00:51:21	01:49:26	02:48:41	02:37:32	06:19:28	08:51:48	01:58:33	04:43:26	07:09:25
	NHS East Leicestershire and Rutland CCG	00:10:46	00:19:00	00:22:44	00:53:35	01:52:31	02:47:25	02:39:11	06:16:04	08:43:18	02:02:05	04:28:32	07:05:39
	NHS Leicester City CCG	00:06:19	00:10:26	00:12:11	00:50:39	01:52:30	03:03:40	02:48:33	07:02:09	09:35:56	01:50:42	04:47:46	06:40:16
Lincolnshire	NHS West Leicestershire CCG	00:09:08	00:15:54	00:18:28	00:50:11	01:43:36	02:36:51	02:26:27	05:44:43	08:06:42	02:03:41	04:42:27	07:41:06
	Lincolnshire	00:11:23	00:22:16	00:27:20	01:11:59	02:41:26	03:49:47	02:56:27	07:12:34	10:08:08	02:51:03	06:27:15	11:14:17
	NHS Lincolnshire East CCG	00:13:31	00:26:47	00:32:03	01:20:08	02:58:48	04:11:30	03:08:38	07:55:12	10:51:32	03:01:04	06:32:39	08:54:52
	NHS Lincolnshire West CCG	00:09:23	00:17:00	00:21:00	01:00:23	02:15:21	03:13:28	02:32:06	06:02:15	08:36:56	02:56:27	07:56:54	12:36:14
	NHS North East Lincolnshire CCG	00:09:16	00:16:31	00:22:25	01:17:08	03:00:46	04:20:24	03:13:42	08:02:29	11:09:07	02:39:16	06:37:50	11:24:11
	NHS North Lincolnshire CCG	00:11:08	00:21:40	00:25:29	01:15:38	02:50:15	03:59:08	03:06:18	07:47:05	10:55:56	02:59:32	08:21:38	11:45:45
	NHS South Lincolnshire CCG	00:14:00	00:24:59	00:29:00	01:12:28	02:38:19	03:42:41	03:03:33	07:17:33	10:11:43	02:55:34	05:59:35	08:18:40
Northamptonshire	NHS South West Lincolnshire CCG	00:11:41	00:22:28	00:26:40	01:01:51	02:15:36	03:13:08	02:34:35	05:56:47	08:38:39	01:55:20	03:25:16	05:04:37
	NHS Corby CCG	00:08:22	00:14:41	00:17:42	00:46:32	01:39:07	02:23:45	02:33:39	06:12:49	08:35:45	03:12:49	08:10:56	12:51:11
	NHS Nene CCG	00:08:17	00:14:51	00:17:48	00:43:14	01:32:49	02:12:12	02:15:36	05:16:26	07:19:19	02:06:28	05:00:40	06:45:14
Nottinghamshire	Northamptonshire	00:08:18	00:14:51	00:17:48	00:43:34	01:33:25	02:13:03	02:17:15	05:20:12	07:25:10	02:10:20	05:08:14	07:09:13
	NHS Bassetlaw CCG	00:10:43	00:19:49	00:23:33	00:45:38	01:36:57	02:13:05	02:21:00	05:32:16	07:51:19	02:14:33	04:35:14	04:53:10
	NHS Mansfield and Ashfield CCG	00:07:08	00:11:45	00:13:40	00:41:40	01:32:10	02:09:34	02:35:19	06:24:51	08:33:33	02:56:06	06:21:38	12:34:47
	NHS Newark & Sherwood CCG	00:11:15	00:20:16	00:24:08	00:49:58	01:42:17	02:20:47	02:33:27	05:52:59	08:00:49	03:10:34	06:41:28	07:59:11
	NHS Nottingham City CCG	00:06:34	00:10:46	00:12:30	00:42:10	01:36:38	02:17:57	03:01:02	07:39:52	09:57:30	02:50:41	07:59:23	08:48:55
	NHS Nottingham North and East CCG	00:08:43	00:14:18	00:16:21	00:45:27	01:40:08	02:20:48	03:07:17	08:04:47	10:29:35	02:47:10	06:17:13	10:48:58
	NHS Nottingham West CCG	00:08:30	00:13:33	00:15:36	00:41:57	01:30:07	02:11:34	02:47:22	07:12:25	09:28:31	02:07:36	05:29:44	07:23:09
Nottinghamshire	NHS Rushcliffe CCG	00:10:03	00:16:50	00:19:35	00:46:24	01:38:40	02:20:04	02:49:13	07:11:45	09:29:32	02:46:53	07:07:48	08:55:43
	Nottinghamshire	00:08:09	00:14:17	00:17:11	00:43:57	01:36:38	02:15:45	02:46:45	06:59:25	09:21:38	02:46:05	06:37:55	09:13:12
	Unknown	00:08:00	00:19:33	00:20:34	00:23:54	00:49:26	01:06:15	01:01:10	02:11:36	03:08:17	00:21:42	00:25:26	00:25:54

11/1/2023 8:56:26 AM

Winter Preparations



Our priorities in preparing for winter

- Maximise resourcing
- Demand management
- Working with system partners
- Staff welfare



Maximising Resourcing



- Phased introduction of additional staffing (additional funding)
- Develop and maximise efficiencies
 - On scene times
 - Handover times



Demand Management

- Introduction of NHS Pathways
- Right Place, First Time (reducing conveyance to ED)
- Utilising Specialist Paramedics
- Enhanced Winter Cell
- Hospital Advice Liaison Officer (HALO) at ED
- Co-horting to release crews
- Working with the system in line with agreed escalation plans



Working with System Partners



3 priority areas of focus:

1. Transfer more calls from our call centres to the community providers (Pathways)
2. Develop pathways as alternatives to ED and ensure our crews have the skills and knowledge to safely leave patients at home.
3. Urgent Care Coordination Hub
4. Bassetlaw Primary Care Hubs

Collaborating with system partners across Nottinghamshire is key to managing demand and winter pressures.



Nottingham and Nottinghamshire



Nottinghamshire Healthcare
NHS Foundation Trust



Integrated
Care System
Nottingham & Nottinghamshire



Nottingham University Hospitals
NHS Trust



Primary
Care GPs



Sherwood Forest Hospitals
NHS Foundation Trust



Doncaster and Bassetlaw
Teaching Hospitals
NHS Foundation Trust

Staff Welfare/Keeping People at Work



- Effective Flu vaccination programme (89.4% staff vaccinated 2022)
- 23% of staff have flexible working plans
- Welfare support vehicles at ED
- Understanding sickness absence
- 22 staff left the division – 7 x Retired, 9 x Other Healthcare Roles, 1 x Relocated, 5 x Other
- 58 new staff joined division



Staff Absence Summary – April to September 2023

