

## Employee wellbeing and sickness absence performance Q2 2018 - 2019

Corporate performance October 2017 to September 2018

**58.76%**

Long term absence



**8.42**

FTE days on average  
per employee per  
annum  
(Including schools)



0.01 day decrease over the  
previous quarter

**41.24%**

Short term absence



**7 days**

NCC Target


CiPFA average

**8.6 days**



## Sickness absence


The most common top four causes and trend indicators




Stress



Op/Post Op  
Recovery



Muscular/  
Skeletal



Cold/Flu/  
Sore Throat

Main cause for absence  
by dept.

STRESS:



C Exec



CFCS



ASCH

Post Op.  
recovery:



Place