

## Employee wellbeing and sickness absence performance Q3 2018 - 2019

Corporate performance January to December 2018

**61.0%**

Long term absence



FTE days on average  
per employee per  
annum  
(Including schools)



0.08 day decrease over the  
previous quarter

**39.0%**

Short term absence




**7 days**

NCC Target  
CiPFA average  
8.6 days



## Sickness absence


The most common top four causes and trend indicators



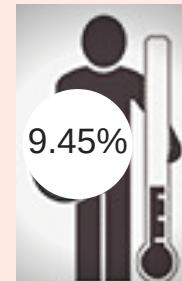
Stress



Op/Post Op  
Recovery



Muscular/  
Skeletal




Cold/Flu/  
Sore Throat



Main cause for absence  
by dept.

STRESS:



C Exec



CFCS

Other



ASCH

Muscular/  
Skeletal



Place