


Employee wellbeing and sickness absence performance Q1 2019 - 2020

Corporate performance July 2018 - June 2019

62.2%

Long term absence



37.8%

Short term absence



7 days

NCC Target

CiPFA average

8.6 days



0.2 day increase over the
previous quarter




FTE days on average
per employee per
annum
(Including schools)

8.72

Sickness absence


The most common top four causes and trend indicators



24.13%




Stress



12.88%




Op/Post Op
Recovery



11.44%



Muscular/
Skeletal



9.07%



Cold/Flu/
Sore Throat

Main cause for absence
by dept.

STRESS:



C Exec



CFCS



ASCH

Muscular/
Skeletal



Place