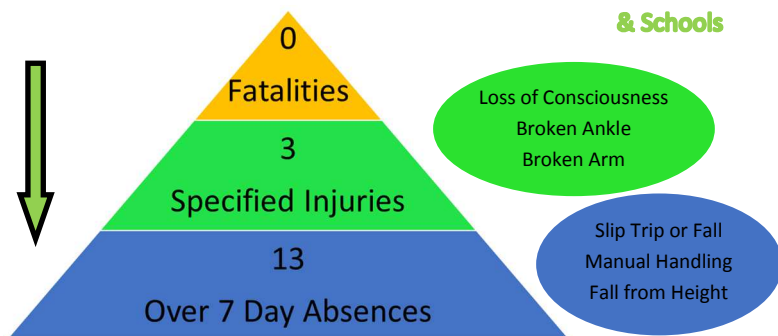




RIDDOR Reportable Incidents exc Academy's & Schools



CIPFA Work Related Injury Indicator (RIDDOR)

YTD 2017-18 – $\frac{\text{Number of RIDDORS } 16 \times 1000}{\text{Number of employees } 7540} = 2.12$

Number of employees 7540

Actual for 2016-17 = 3.18

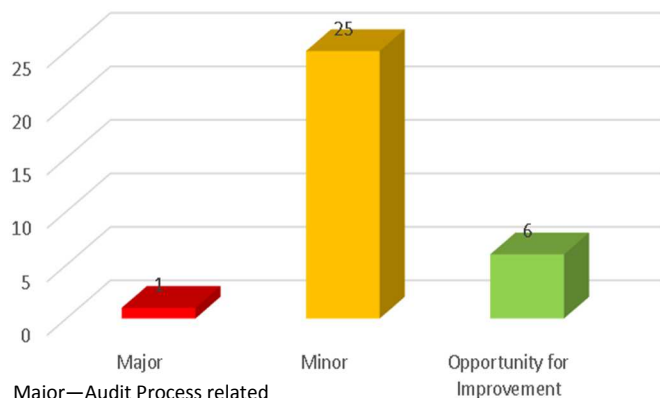
CIPFA Benchmark Average = 3.8

Indicates decrease of reportable incidents this year.

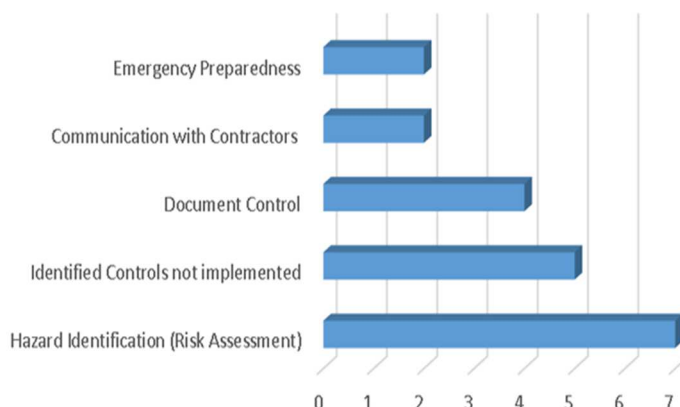
BSI OHSAS 18001 Audits



BSI Non Conformities Raised

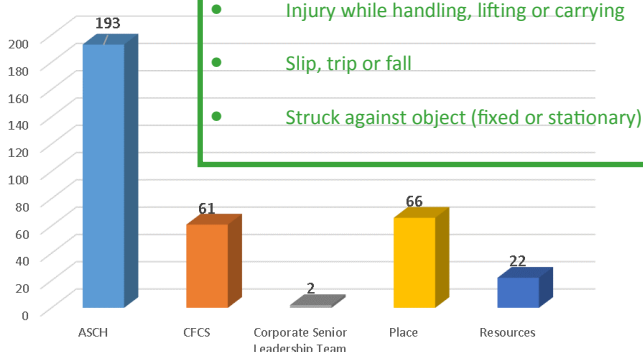


Top 5 Minor Non Conformities Identified



Work Related Injuries

Total = 344



Training Targets

The year end figure of 70% of staff undertaken relevant H&S training was achieved.



Elearning H&S Training Completions—4417

Managers Core Competency Course Completed—193

Active Monitoring

14 Internal Health & Safety Audits Undertaken

67 LA School Audits Undertaken

Common Non-Conformities Identified:

- Hazard Identification gaps (Risk Assessment)
- Identified Controls measures not implemented
- Competence, Training and Awareness, Improvement Required