




Employee Wellbeing and Sickness Absence Performance Q1 2017-2018

Corporate Performance July 2016-June 2017

58.20 %

Long term absence



41.80 %

Short term absence



8.01

FTE days on average
per employee per
annum
(Including schools)



Decrease of days
from previous quarter

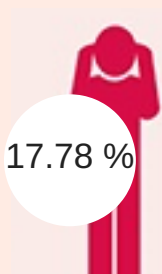
= Overall Improvement

7 days
NCC Target



Sickness absence

The most common top five causes



17.78 %

Stress



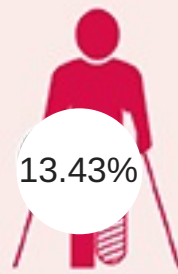
16.25 %

Op/Post Op
Recovery



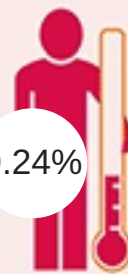
14.41%

Other



13.43%

Muscular/
Skeletal



9.24%

Cold/Flu/
Sore Throat

Reflecting the main
duties i.e moving
and handling

Main cause for absence
by dept.

STRESS:



Resources



CFCS



ASCH

MUSCULAR/
SKELETAL :

