










| Key Performance Indicators   | Nottinghamshire                                   |           |          |          |      |
|--|---|-----------|----------|----------|------|
|  | Latest  | Target    | Previous | Period   | Risk |
| Place Commissioning - Libraries  |   |           |          |          |      |
| Supports Commitment 5 - Nottinghamshire is a great place to live, work, visit and relax                                  |   |           |          |          |      |
| Number of visits to libraries (C)  | 553,002   | 3,750,000 | 384,703  | Q1 21/22 | A    |
| Customer satisfaction levels at libraries (A)  | Reaccredited for Customer Service Excellence 2021 | 96%       | 96%      | 2020/21  |      |
| Registration Services  |   |           |          |          |      |
| Supports Commitment 5 - Nottinghamshire is a great place to live, work, visit and relax                                  |   |           |          |          |      |
| % of deaths registered within five days (with Medical Certificate of Cause of Death present and no coronial involvement) | 63%   | 84%       | 77%      | Q1 21/22 | A    |

| Key Performance Indicators  | Nottinghamshire |          |                     |          |   |
|---|-----------------|----------|---------------------|----------|---|
|   | Latest          | Target   | Previous            | Period   | Risk  |
| Trading Standards & Communities Service   |                 |          |                     |          |   |
| Supports Commitment 5 - Nottinghamshire is a great place to live, work, visit and relax   |                 |          |                     |          |   |
| Number of volunteer hours per year contributing to the delivery of those services or activities receiving Local Improvement Scheme support  | 800,000         | 800,000  | 808,401             | Q1 21/22 |    |
| Supports Commitment 6 - People are healthier  |                 |          |                     |          |   |
| Retail value of illicit tobacco seized (C)  | £880            | £600,000 | £43,490             | Q1 21/22 |    |
| Number and value of unsafe items/products removed from or prevented from entering the supply chain. (C)   | 0               | 5,000    | 8,744<br>(£269,609) | Q1 21/22 |    |
| Supports Commitment 7 - People live in vibrant and supportive communities   |                 |          |                     |          |   |
| Growth of Friends Against Scams Schemes (C)   | 0               | 500      | 59                  | Q1 21/22 |    |
| Number of Vulnerable Individuals with Nominated Neighbours (C)  | 0               | 50       | 0                   | Q1 21/22 |   |
| % of victims of doorstep crime, scams or other frauds who feel safer in their own homes following tailored interventions.   | 86%             | 100%     | 100%                | Q1 21/22 |  |
| Number of doorstep crime, scam, or fraud vulnerable victims assisted (C)  | 35              | 450      | 448                 | Q1 21/22 |  |
| Key: (C) = cumulative measure updated from 1 April to end of reporting quarter<br>(A) = annual measure updated from previous financial year, or current financial year if quarter 4 and data is<br>Risk Key: (R ) = Red, (A) = Amber, (G) = Green |                 |          |                     |          |   |