




## Employee wellbeing and sickness absence performance Q3 2019 - 2020

Corporate performance January 2019 - December 2019

**61.4%**

Long term absence



**38.6%**

Short term absence



**7 days**

NCC Target

CiPFA average

**8.6 days**



0.06 day increase over the  
previous quarter




FTE days on average  
per employee per  
annum  
(Including schools)

## Sickness absence


The most common top four causes and trend indicators




Stress



Op/Post Op  
Recovery



Muscular/  
Skeletal



Cold/Flu/  
Sore Throat



Main cause for absence  
by dept.

STRESS:



C Exec



CFCS



ASCH

Muscular/  
Skeletal



Place