







 Nottinghamshire County Council		Core Data Set for Place Communities and Place Committee Performance Report Update: Quarter Two				
Key Performance Indicators		Latest	Target	Previous	Period	Risk
Highways and Transport						
Supports Commitment 2 - Children are kept safe from harm						
Number of children and young people seriously injured/killed in road traffic accidents		5	34	15	Q1 19/20	
Supports Commitment 5 - Nottinghamshire is a great place to live, work, visit and relax						
Number of properties with enhanced levels of flood Protection as a result of NCC schemes (C)		8,322	426	426	Q1 19/20	
% of street lighting faults under the control of the Highway Authority repaired within response time – 7 days		93%	85%	82%	Q1 19/20	
Waste Services						
Supports Commitment 5 - Nottinghamshire is a great place to live, work, visit and relax						
% of household waste sent to reuse, recycling or composting		43.2%	45.5%	42.5%	Q4 18/19	
% of Household Waste diverted from Landfill		95.2%	94.0%	95.5%	Q4 18/19	
Place Commissioning - Libraries						
Supports Commitment 5 - Nottinghamshire is a great place to live, work, visit and relax						
Number of visits to libraries (C)		603,489	2,500,000	2,538,441	Q1 19/20	
Registration Services						
Supports Commitment 5 - Nottinghamshire is a great place to live, work, visit and relax						
% of deaths registered within five days (with Medical Certificate of Cause of Death present and no coronial involvement)		73%	78%	77%	Q1 19/20	
Trading Standards & Communities Service						
Supports Commitment 5 - Nottinghamshire is a great place to live, work, visit and relax						
Number of volunteer hours per year contributing to the delivery of those services or activities receiving Local Improvement Scheme support		888,912	800,000	-	Q1 19/20	
Supports Commitment 6 - People are healthier						

Key Performance Indicators	Supports Commitment 7 - People live in vibrant and supportive communities				
	Latest	Target	Previous	Period	Risk
Retail value of illicit tobacco seized	£12,750	£600,000	£579,000	Q1 19/20	A
Number and value of unsafe items/products removed from or prevented from entering the supply chain. (C)	923 (value £4,050)	5000	-	Q1 19/20	A
Supports Commitment 7 - People live in vibrant and supportive communities					
Growth of Friends Against Scams Schemes (C)	32	500	351	Q1 19/20	A
Number of Vulnerable Individuals with Nominated Neighbours (C)	27	50	51	Q1 19/20	G
% of victims of doorstep crime, scams or other frauds who feel safer in their own homes following tailored interventions.	-	100%	-	Q1 19/20	
Number of doorstep crime, scam, or fraud vulnerable victims assisted (C)	70	450	432	Q1 19/20	G
Key: (C) = cumulative measure updated from 1 April to end of reporting quarter Risk Key: (R) = Red, (A) = Amber, (G) = Green					