

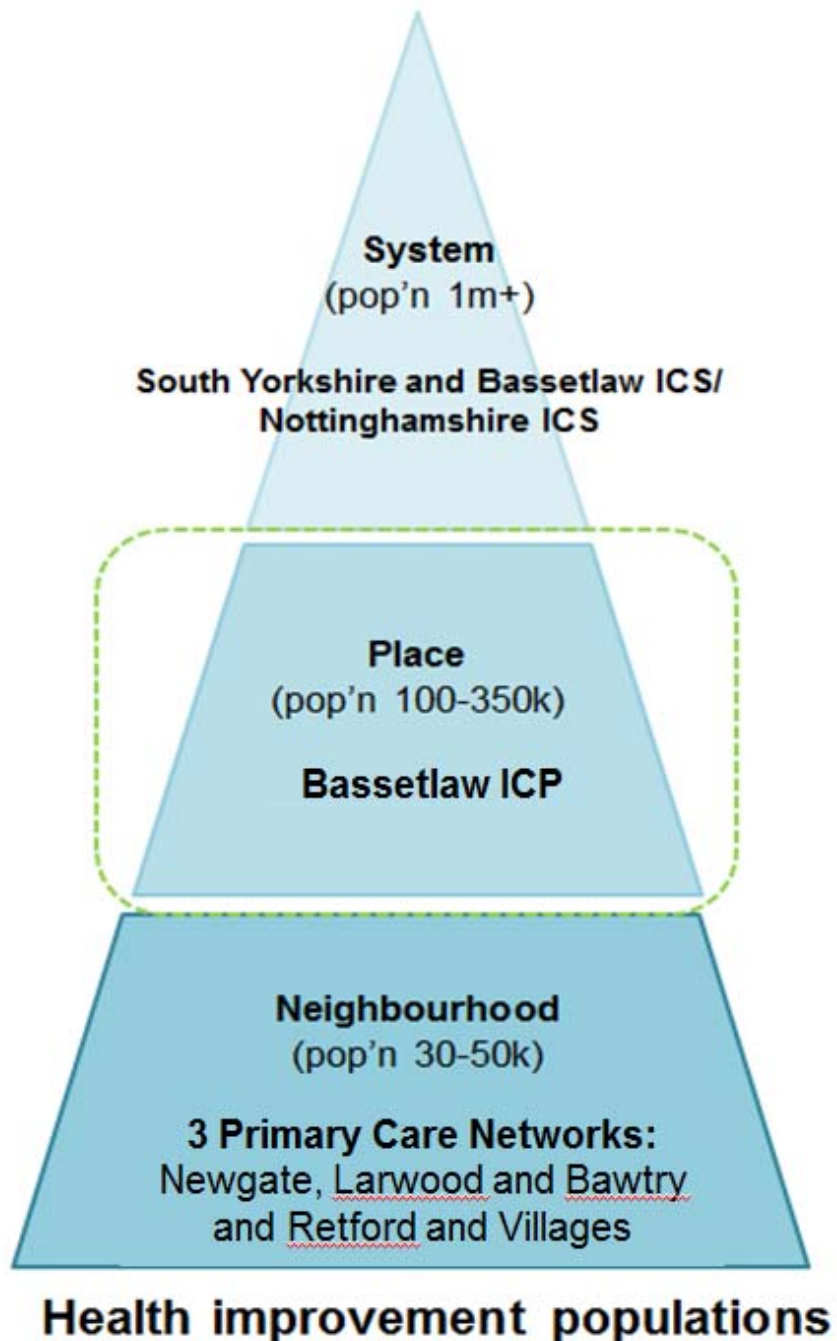


*#Better in Bassetlaw*

# Bassetlaw Integrated Care Partnership

Update for Health and Wellbeing Board, June 2019





### The ICP:

- will deliver improvement in experiences, health and wellbeing for Bassetlaw citizens by 2021, through simpler, integrated, responsive and well understood services which ensure people get the right support at the right time;
- is a partnership of chief executives and senior leaders from BCVS (Chair), Bassetlaw District Council, Bassetlaw NHS CCG, Doncaster and Bassetlaw Hospitals NHS Trust, Healthwatch, Nottinghamshire County Council, Nottinghamshire Healthcare NHS Foundation Trust and three Primary Care Networks.



# South Yorkshire and Bassetlaw: An Integrated Care System

May 2019




## Since becoming an ICS...

- We have invested over £1m into our Local Maternity System to improve care for all mothers and babies. 85% of women now have a Personalised Care Plan
- We have new pathways for lower GI, prostate and lung cancers – helping to diagnose and treat people earlier and improve overall outcomes
- A new, perinatal mental health service has been established across Doncaster, Rotherham and Sheffield
- We became a national exemplar in reducing out of area placements in adult mental health services
- We are providing extended access GP appointments, at evenings and weekends, for 100% of our patients
- We have 21 clinical pharmacists, 135 trainee nurse associates and 825 care navigators supporting primary care services across the region





£4m supported more people to stay well



0.5m towards employing more diabetes nurse specialists



Over **a third** (nearly £13m) went to neighbourhoods and communities




**30m**

of additional funding from NHS England in 2018/19



£9m provided extra support to hospital care



>0.5m is helping to prevent suicides



£2m supported the earlier diagnosis of cancer





# Since becoming an ICS ...



**569** MILLION REASONS

Over 14,000 people shared their views on purchasing over the counter medicines.



@SYBhealthcare



Over 2500 people with long term physical or mental health problems are being supported to find or stay in employment.



Video case studies highlight our new ways of working:  
[www.youtube.com/SYBintegratedcaresystem](http://www.youtube.com/SYBintegratedcaresystem)



We have created a Travel and Transport Group to advise on the impacts of service transformation

Our Citizens' Panel celebrated its' first birthday in January 2019 and we have face to face conversations with around 100 members of the public every month



**Top media Tweet** earned 1,337 impressions

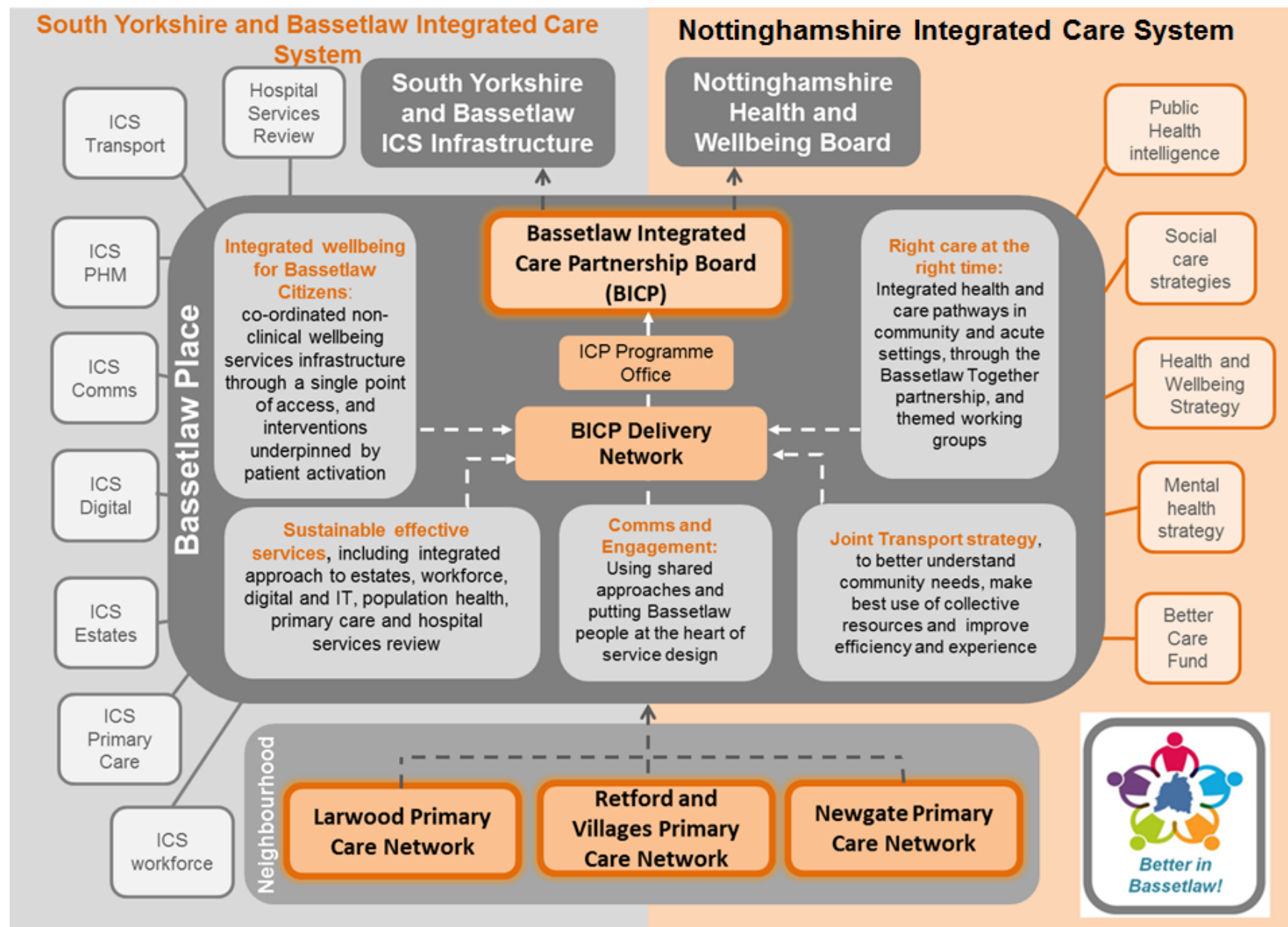
Did you know the AHP workforce is our third largest staff group? We held our first AHP Council last month with nominated reps coming together to see how the thousands of highly qualified and dedicated AHPs can better support our health and care services to deliver the best care

[pic.twitter.com/pSeXXs0Q2o](https://pic.twitter.com/pSeXXs0Q2o)



1 236 14







## Better In Bassetlaw Place Plan 2019-2021

Find out more here >



## Bassetlaw Integrated Care Partnership

The purpose of the Bassetlaw Integrated Care Partnership is to deliver improvement in experiences, health and wellbeing for Bassetlaw citizens, through simpler, integrated, responsive and well understood services which ensure people get the right support at the right time. This will support local people to stay well in their own homes and communities so everyone can be better in Bassetlaw.

MORE ABOUT US





# #Better in Bassetlaw

## Local priorities



**Integrated support for the wellbeing of Bassetlaw citizens**, including community-based, person-centred approaches, encompassing welfare, housing, social activities, employment and health support



**Providing the right support at the right time**, through integrated health and care pathways in community and acute settings



**Joined-up communications and engagement**, using shared approaches and putting Bassetlaw people at the heart of service design



**Joint Transport strategy**, to better understand community needs, make best use of collective resources and improve efficiency and experience.



**Sustainable and effective services**, enabled by an integrated workforce, digital and estates infrastructure and making the best use of the Bassetlaw £.



# Integrated Support for the Wellbeing of Bassetlaw Citizens

- Engaging local people with Healthwatch – ‘*what makes the biggest difference to wellbeing, and how should it be accessed?*’;
- Insights have informed the development of a model for a single route and referral to non-clinical health and wellbeing support in the community – self-care and patient activation so people have the **knowledge, skills and confidence to manage their own health better** \*;
- Promoting physical activity and connecting people - ‘Miles in May’ \*;
- Harworth\*.



\* Healthy, sustainable places

\* Healthier decision making

\* Working together to improve health and care services



# Providing the Right Support at the Right Time

Development of Bassetlaw Together \* – progressive commissioner/ provider collaborative, designing new pathways for:

- Mental health;
- Urgent and intermediate care;
- Dementia and frailty;
- Children and young people's wellbeing\*
- And others....



\*Working together to improve health and care services

\*A good start in life



# Communications and Engagement

- Comms and engagement network;
- Partnership bulletin and website – [www.betterinbassetlaw.co.uk](http://www.betterinbassetlaw.co.uk);
- Shared campaigns – vaping, flu, ED;
- Initiating and collating engagement insights;
- Collaborative partnership model implementation and training across partners

\*Working together to improve health and care services

**Better in Bassetlaw!**

**Bassetlaw Integrated Care Partnership: Bulletin**

ISSUE 4 FEBRUARY 2019

**Better in Bassetlaw: 'Miles in May'**

The 'Miles in May' is a cross-Bassetlaw Integrated Care Partnership (ICP) project involving the NHS, local authorities, voluntary sector, schools and business to encourage as many local people, teams and organisations to complete 26 miles – the equivalent of a marathon – throughout the month of May. Linked to Mental Health Week, which this year has a focus on body image, the initiative seeks to promote the benefits of physical activity for wellbeing, mental and physical health.

Bassetlaw benefits from fantastic resources, from parks, trails and village walks, to a range of sporting and physical activity groups for all abilities and needs. 'Miles in May' will encourage people to enjoy all that Bassetlaw has to offer.

The scheme will launch at the end of February—please promote with your teams and service users so we can get Bassetlaw moving more together. Look out for the initiative and visit [www.betterinbassetlaw.co.uk](http://www.betterinbassetlaw.co.uk)

**SPECIAL POINTS OF INTEREST**

- 'Miles in May'
- Better in Bassetlaw Place Plan launched
- Transport engagement
- Acronym quiz

**INSIDE THIS ISSUE**

Miles in May and launch of Better in Bassetlaw Place Plan	1
Primary care Networks	2
Focus on transport; acronym quiz; Bassetlaw Plan	3
ICP Board update and Bassetlaw News	4

**Bassetlaw's Place Plan is launched**

The Integrated Care Partnership's 'Better in Bassetlaw: Place Plan 2019-2021' sets out how partners will work together to deliver improvement in experiences, health and wellbeing for Bassetlaw citizens by 2021, through simpler, integrated, responsive and well understood services.

The plan describes the priorities for health and wellbeing including:

- Integrated support for the wellbeing of Bassetlaw citizens.
- Providing the right support at the right time
- Joined-up communications and engagement
- Joint Transport strategy

• Sustainable and effective services.

To view or print the plan, visit [www.betterinbassetlaw.co.uk](http://www.betterinbassetlaw.co.uk)

**Better in Bassetlaw: Place Plan 2019-2021**

BCVS Bassetlaw District Council healthwatch Doncaster and Bassetlaw Teaching Hospitals NHS Nottinghamshire County Council Nottinghamshire Healthcare NHS Foundation Trust Bassetlaw Clinical Commissioning Group Bassetlaw Primary Care Homes

PAGE 1





# Bassetlaw Transport Strategy

- Better understanding the relationship between transport and wellbeing\* from ethnographic approaches with communities – more to follow;
- Using partnership and influence to shape bus routes and services;
- Link with parish councils via transport summit;
- Joint bids to Better Care Fund for 'infokioks';
- Independent travel training, and better use of voluntary sector

\* Healthy, sustainable places



Colleagues from Nottinghamshire County Council and the NHS spend time in Mattersey Thorpe to learn about the community



# Sustainable, Effective Services

- Making best use of the Bassetlaw £;
- Workforce Strategy;
- Digital and IT;
- Estates;
- Population Health Management and population segmentation approaches.

\*Working together to improve health and care services

\*A good start in life



Pupils learn about careers in health and care

# Measuring success

Bassetlaw Integrated Care Partnership Outcomes Framework								
Indicator	Target	Benchmark	Actual	YTD	Trend	Trend Interpretation	Frequency	Period
<b>A. Reduced Health and Wellbeing Inequalities</b>								
i. (a) The gap in under 75 Standardised mortality ratios for deaths from Cancer from National Rate		0.0	17.1			Low / downward trend is better	3 year pooled	2015 17
i. (b) The gap in under 75 Standardised mortality ratios for deaths from Respiratory Disease from National Rate		0.0	3.5			Low / downward trend is better	3 year pooled	2015 17
i. (c) The gap in under 75 Standardised mortality ratios for deaths from Cardiovascular Disease from National Rate		0.0	1.0			Low / downward trend is better	3 year pooled	2015 17
ii. Income deprivation		14.6%	13.7%			Lower is better	Annual	2015 16
iii. Number long term unemployed supported back into work (contact made with DWP, awaiting response)							Annual	
iv. Number of healthy options takeaways providers available in Bassetlaw (data available, awaiting response)							Annual	
v. (a) Children in Reception Year classified as obese		9.50%	11.80%			Low / downward trend is better	Annual	2017 18
v. (b) Children in Year 6 classified as obese		20.10%	22.90%			Low / downward trend is better	Annual	2017 18
vi. Healthy life expectancy at birth (Males)		79.6	78.7			Higher / Upward trend is better	3 year pooled	2015 17
vi. Healthy life expectancy at birth (Females)		83.1	81.9			Higher / Upward trend is better	3 year pooled	2015 17
vii. % children in out of work families (Nottinghamshire)		4.20%	3.5%			Lower is better	Census	2011 12
viii. Child Poverty (Children in low income families (under 16s))		16.8%	15.8%			Low / downward trend is better	Annual	2015 16
ix. Child development at age 5		60%	57.3%			Higher is better	Annual	2013 14
x. GCSE achievement (5A*-C inc. Eng & Maths)		58%	68.1%			High / Upward trend is better	Annual	2015 16
xi. % households living in fuel poverty		11.1%	11.4%			Low / downward trend is better	Annual	2016 17
xii. Overcrowded households (at least 1 room too few)		4.8%	2.2%			Lower is better	Census	2011 12
xiii. Homelessness (Statutory homelessness: rate per 1,000 households)		2.4	1.0			Low / downward trend is better	Annual	2017 18
xiv. Reduced social isolation (TBC - work in progress to establish information flows)								
<b>B. Improved health and wellbeing outcomes</b>								
i. Number of people attending activities supported by Active Communities team (meeting 1st April)	30189		9,177	28,247		Higher is better	Quarterly	2018 19
ii. General health bad or very bad		5.49%	6.74%			Lower is better	Census	2011 12
iii. Low birth weight of term babies		2.82%	3.03%			Low / downward trend is better	Annual	2017 18
iv. Obese adults		61.3%	66.4%			Low / downward trend is better	Annual	2016 17
v. Percentage of adults binge drinking on heaviest drinking day (NCC level)		16.5%	15.3%			Lower is better	4 year pooled	2011 - 14
vi. Std Rate of hospital admissions due to (excessive) alcohol consumption (narrow definition)		632	744			Low / downward trend is better	Monthly	2017 18
vii. Smoking Prevalence		14.3%	19.6%			Low / downward trend is better	Annual	2017 18
viii. Healthy eating adults		57.4%	55.8%			High / Upward trend is better	Annual	2016 17

# *Questions and feedback?*

**Nicole Chavaudra**

Programme Director – Bassetlaw Integrated Care  
Partnership



01777 863294



@BassetlawICP



[nicole.chavaudra@nhs.net](mailto:nicole.chavaudra@nhs.net)



Bassetlaw Integrated Care Partnership

# *#Better in Bassetlaw*