

Employee wellbeing and sickness absence performance Q4 2018 - 2019

Corporate performance April 2018 to March 2019

60.9%

Long term absence



FTE days on average
per employee per
annum
(Including schools)



0.02 day increase over the
previous quarter

39.1%

Short term absence




7 days

NCC Target
CiPFA average
8.6 days




Sickness absence


The most common top four causes and trend indicators




Stress



Op/Post Op
Recovery



Muscular/
Skeletal



Cold/Flu/
Sore Throat

**Main cause for absence
by dept.**

STRESS:



C Exec



CFCS



ASCH

Muscular/
Skeletal



Place