



Nottinghamshire

POLICE & CRIME COMMISSIONER

Nottinghamshire Police and Crime Plan Priorities and Budget Consultation 2015/16

**Consolidated findings from local consultation and
engagement activity during 2015 to inform precept
setting, planning and policy making for 2016/17 and
beyond**

January 2016

1. EXECUTIVE SUMMARY

1.1 APPROACH

The Police and Crime Commissioner has a wide remit to cut crime and improve community safety in Nottingham and Nottinghamshire. A range of consultation and engagement exercises were conducted in 2015/16 in line with the Commissioner's duty to consult local communities on their priorities and perceptions.

In total, over 3,600 people were consulted as part of this work. This report presents a consolidated picture of the research methods employed and the headline consultation findings in order to inform the Police and Crime Plan 2016/18, setting of the 2016/17 precept for policing and broader policy, planning and decision making.

Consultation activities included:

- Evidence collected via the Nottingham City Council and the City's Crime and Drugs Partnership Annual Respect Survey and the Nottinghamshire County Council Annual residents Satisfaction Survey 2015
- The Commissioner's online consultation questionnaire and public opinion poll
- Focus groups commissioned in Nottingham (City) and North Nottinghamshire (Worksop) and South Nottinghamshire (Bingham)
- Additional local public engagement activity in Nottingham and Nottinghamshire.

1.2 KEY FINDINGS

Findings from a range of Public consultation and engagement activities undertaken in 2015 indicate that the proportion of residents supporting a rise in the council tax precept for policing remains marginally higher than the proportion that do not.

Despite this, around a quarter of respondents are not sure whether they support an increase in the precept or not. Residents aged 18 to 24 appear most uncertain as to whether they support an increase.

Reflecting findings from previous years, Nottingham City residents appear less likely to support an increase in their council tax precept. Those that do not support an increase predominantly feel that they already pay enough or cannot afford to pay more.

Qualitative research indicates that while many residents are prepared to pay more for policing, they also require greater transparency with regard to where this will be spent and how value for money will be delivered.

Many residents also feel that that any rise in precept should be used to protect and increase visible policing and improve the efficiency and effectiveness of the service.

Around three quarters of all respondents to local authority level surveys felt unsure as to where future financial savings to the police service should be made. There was a commonly held view amongst respondents that further efficiencies could be made through better prioritisation, reducing bureaucracy, improving the workforce balance and reducing senior ranks and pay.

A notable proportion of respondents also supported reductions in the cost of the Police and Crime Commissioner/Office, better use of specials and volunteers and exploring opportunities for fundraising and revenue.

Support for the Police and Crime Commissioner's strategic priorities appears strong – most notably with regard to the priority of protecting, supporting and responding to victims, witnesses and vulnerable people.

Reflecting national findings, burglary, youth-related ASB and drug use and dealing remain the most prevalent crime and community safety related concerns for local residents.

1.3 KEY RECOMMENDATIONS

The Police and OPCC should:

- Continue to inform, consult and engage local communities on more detailed savings plans and their implications
- More targeted work could be conducted to better understand the views of those that are more likely to feel unsure as to whether they would be prepared to pay more for policing (e.g. people aged 18 to 24).
- Further develop the profile of community issues and concerns by incorporating findings from other local engagement activity (e.g. neighbourhood level priority setting) and make use of community profiling and segmentation data¹

¹ Segmentation data can provide geographic and demographic profiles of the needs, demands and priorities of different communities in order to enable policies, activities and communications to be better targeted.

- Ensure community issues and concerns identified are used to inform the approach to community reassurance and engagement, particularly in providing residents with the information and advice that they need to be safe and feel safe
- Continue to be open and transparent in demonstrating how value for money is being delivered. This appears to be key factor in securing public support for rises in the local council tax precept for policing
- Continue to provide feedback to communities on the feasibility and cost/benefit of different saving options and planned activity. This should be informed by the views obtained as part of the 2015 public consultation
- Maximise opportunities to raise public awareness and understanding with regard to community and volunteering roles and opportunities, functions and outcomes of the Police and Crime Commissioner and the way in which policing resources are currently deployed and prioritised
- Consider opportunities to:
 - Develop understanding of the level of increase that local residents support and explore views in respect of a referendum in the event of a proposed rise in precept that exceeds 1.99%.
 - Further standardise question sets and methodologies and develop a structured programme of public consultation and engagement activity in partnership with other agencies.
 - Co-ordinate and where possible consolidate research that explores fear and perception of crime and ASB and community priorities in order to deliver economies of scale and benchmarking opportunities.

2. INTRODUCTION

- 2.1 The Nottinghamshire Police and Crime Commissioner (PCC) has a statutory duty under the Police Reform and Social Responsibility Act 2011 to consult with local people in identifying and setting local priorities and consult the public and local rate payers prior to issuing the policing precept. This report sets out the methods undertaken locally in 2015/16 to fulfil these requirements and considers the consolidated findings of these respective approaches.
- 2.2 Consultation and engagement activity undertaken in 2015/16 included a range of qualitative and quantitative methods conducted either directly by the Office of the Police and Crime Commissioner (OPCC), independently commissioned by the OPCC or jointly commissioned in partnership with agencies such as the Police and local Community Safety Partnerships. This primarily comprised of:-
- Evidence collected through the Nottingham City Crime and Drugs Partnership Annual Respect Survey and the Nottingham County Council Annual Residents Satisfaction Survey 2015
 - The Commissioner's public poll of public perception, priorities and attitudes towards the policing precept – via both contact card and on-line surveys
 - Focus groups commissioned in Nottingham (City), Worksop and Mansfield in North Nottinghamshire
 - Dedicated public engagement events held in Nottingham and Nottinghamshire in January 2016.
- 2.3 Together, these consultation activities captured the views of over 3,600 residents across Nottingham (53%) and Nottinghamshire (47%). Aggregated results have been weighted where necessary to ensure that the higher proportion of residents consulted within the city does not skew overall results.
- 2.4 Key findings will be used to inform planning and policy making for 2016/17, principally via the 2016-18 Police and Crime Plan and help to inform decision making with regard to the 2016/17 precept for policing in February 2016.

3. CONSULTATION METHODS

3.1 LOCAL AUTHORITY LEVEL RESIDENT SURVEYS

- 3.1.1. The **'Respect for Nottingham' survey 2015** was commissioned by Nottingham Crime and Drugs Partnership and was conducted by Information by Design (IbyD) - a company partner of the Market Research Society. The research was conducted in compliance with the guidelines and Codes of Conduct for the national governing body of the market research industry. Fieldwork comprised of 2,773 face to face interviews conducted during October, November and December 2015. The survey achieved a good geographical coverage of the city using random sampling from the Local Land and Property Gazetteer (LLPG). A multi-stage sampling approach was adopted in order to ensure all city wards were included and responses were obtained from a range of different neighbourhood deprivation classifications. The overall sampling error on this survey is $\pm 1.9\%$, however this can vary by question depending upon the number of responses obtained.
- 3.1.2 **Nottinghamshire 2015 Residents' Satisfaction Survey²** conducted for Nottinghamshire County Council and the Nottinghamshire Police and Crime Commissioner by independent market research agency Enventure Research. The survey was undertaken by an experienced team of local Interviewer Quality Control Scheme (IQCS) trained interviewers³ via a face-to-face, on-street survey with residents aged 18 or over. Responses were obtained from a representative sample of 1,081 Nottinghamshire residents between 5 October 2015 and 30 October 2015 giving a confidence interval of approximately $\pm 3\%$ at the 95% confidence.
- 3.1.3 Quotas were set on gender, age, working status and ethnicity according to the most up to date ethnicity profile (Census 2011). To identify differences between Districts and Boroughs, approximately 150 respondents were interviewed in each area.

District/Borough Council	Number of interviews
Ashfield District Council	151
Bassetlaw District Council	150
Broxtowe Borough Council	174
Gedling Borough Council	150
Mansfield District Council	151
Newark & Sherwood District Council	150
Rushcliffe Borough Council	155
Overall	1,081

² Nottinghamshire Annual Satisfaction Survey 2015, November 2015, Enventure Research

³ The IQCS is an independently run scheme which requires members to adhere to a set of benchmark market research industry standards.

3.2 RESIDENT OPINION POLL (OPCC)

- 3.2.1 The Office of the Nottinghamshire Police and Crime Commissioner obtained the views of over 660 local residents through a range of face-to-face consultation activities⁴ (593) and an online poll (73) between July and December 2015.
- 3.2.2 Responses to a structured question set were recorded either face-to-face or directly recorded either on-line or on contact postcards depending upon the respondents' preference. Despite variations in methodological approach, the question set was broadly consistent with that used within the local authority resident perception surveys.
- 3.2.3 Engagement activity was conducted in a variety of locations across the force area, which included Nottingham Pride (July), Nottingham Caribbean Carnival (August), Emergency Services Engagement Day (August), the Four Seasons Shopping Centre in Mansfield (December) and the Broadmarsh Shopping Centre (December).
- 3.2.4 Male respondents (38%), people under the age of 24 (16%), people over the age of 65 (6.6%) and non-White British respondents (8.8%) were under-represented in terms of response rates when compared to Nottinghamshire's demographic profile, however these groups appeared more likely to respond to the on-line consultation. Around 17% of respondents stated that they had a disability, while 70% reported being heterosexual, 22% reported being Lesbian, Gay, Bi-sexual or another sexuality and 7% preferred not to say.

⁴ Nottingham Pride (July), Nottingham Caribbean Carnival (August), Emergency Services Engagement Day (August) , Four Seasons Shopping Centre Engagement stand (Mansfield), Broadmarsh Centre Engagement stand (Nottingham) in December

3.3 FOCUS GROUPS⁵

- 3.3.1 The Nottinghamshire Office of the Police & Crime Commissioner (NOPCC) commissioned Nottinghamshire Police to undertake a series of focus groups to explore public views and perceptions regarding the Police and Crime Plan priorities, precept for policing; and opportunities for making financial savings in 2016.
- 3.3.2 Participants were selected from a sample frame of individuals that had taken part in previous consultation⁶ and had stated that they were willing to take part in future research. Consideration was given to the demographic characteristics in order to ensure that the sample frame comprised a good cross section of residents across Nottingham and Nottinghamshire before participants were selected at random.
- 3.3.3 Focus groups were conducted in three areas of the force – Nottingham city centre, Worksop and Mansfield, each aiming to achieve between eight and ten participants. A financial incentive of £25 was offered to potential attendees to cover travelling expenses and time given. A total of twenty-four participants attended the focus groups.

3.4 PUBLIC ENGAGEMENT EVENTS

- 3.4.1 The Police and Crime Commissioner and Chief Constable provided opportunities for local residents and service providers to discuss the policing budget, savings plans and any issues and concerns they had at a range of public meetings across Nottingham and Nottinghamshire.
- 3.4.2 This included consultation events at County Hall, West Bridgford, the Pleasley Landmark Centre, Nottingham CVS and Nottingham City Council Budget Consultation at Nottingham Central Library. The events enabled more detailed discussion and debate in relation to proposed savings proposals with around 45 additional participants.

⁵ Consultation Report - The Police and Crime Plan Priorities and Precept, December 2015, Nottinghamshire Police

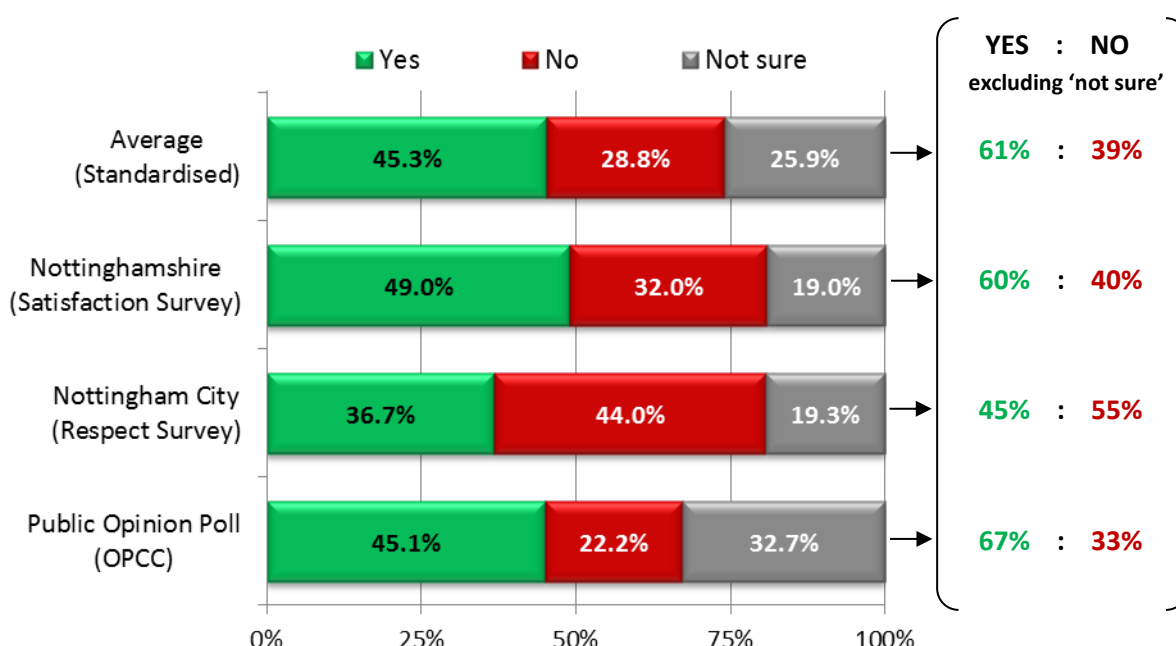
⁶ As part of their core business, the Market Research section of Nottinghamshire Police manages the sampling, engagement and reporting of approximately 6,500 telephone surveys per annum, with members of the public, for victim satisfaction purposes.

4. PUBLIC VIEWS ON THE COUNCIL TAX PRECEPT FOR POLICING

4.1. KEY FINDINGS

- 4.1.1. Public views in relation to the council tax precept for policing were obtained through a range of consultation and engagement approaches. These included the City and County resident surveys, the OPCC's public opinion poll and a series of focus groups across Nottingham and Nottinghamshire. The consolidated findings of these consultation exercises are explored in the following chapter.

Figure 1: Most households in Nottinghamshire pay £134.54 (Band D) or less a year towards policing. Would you be prepared to pay more towards policing?



- 4.1.2 The consultation exercises indicated that the proportion of respondents feeling prepared to pay more for policing as part of their council tax precept varied from around 37% to 49% across Nottinghamshire and from 45% to 67% when those that were unsure were omitted.
- 4.1.3 **Aggregated responses standardised by resident population indicate that around 61% of residents support an increase in the council tax precept for policing when those that are unsure are omitted from the profile.**
- 4.1.4 The County Satisfaction Survey identified that those aged 18 to 24 were more likely to be unsure as to whether they would be prepared to pay more towards policing (35% unsure compared to 19% across all age groups).

4.1.5 Reflecting findings from previous years, Nottingham city residents appear generally less likely to support an increase in the council tax precept (45%) than Nottinghamshire residents (60%)⁷. This compares to 41% in the city and 62% in the county in 2014 respectively – equating to no significant change. No significant differences were identified between working status or disability status amongst respondents to the surveys.

4.1.6 **The focus groups conducted identified a general willingness amongst participants to pay more towards policing as part of their council tax precept, however, exploring these views, participants felt that more transparency is required as to where the revenue would be spent. There was also a clear expectation that the service should demonstrate value for money and deliver a visible difference to communities as a result.**

“If you’re saying you’re going to increase your policing budget from my council tax, what are you going to spend it on? What are we getting if you’re still continuing to cut and cut and cut?”

“All we are hearing is about the cutting one thing, cutting another, so are we actually getting value for money?”

“I would be happy to pay more, but I would want to see a difference...I want to feel a difference.”

“I’m told by [the Commissioner] that my money is well spent, but I would like to see the result”

4.1.7 **Participants also felt that any rise in precept should be used to protect and increase visible local policing and deliver efficiencies – particularly through the use of technology.**

“I would like to know where my extra money is going - not to fund office staff and nice furniture, we all want front line staff...”

“I would be able to pay an extra couple of quid for security, but it would be better justified if you are told that ... this money is going to be spent on CCTV, and then the general public would see lots of cameras for example”

4.1.8 **The County survey also asked respondents who were not prepared to pay more towards policing to explain their reasons why. Reflecting findings from 2014, the majority of those not wishing to pay more towards policing stated that this was due to the fact that they either already paid enough or could not afford to pay any more (60%).**

⁷ Excluding respondents that were unsure as to whether they would support an increase in the council tax precept or not

- 4.1.9 A further fifth (20%) felt that they do not get their money's worth now or think the money is wasted, whilst 11% wanted more transparency about where money was being spent and 9% said there were not enough police when they were needed.

Reasons for not wishing to pay more towards policing (County only)

Explanation	Count	%
We pay enough already – can't afford to pay more	208	60%
Don't get money's worth – money is wasted	68	20%
Need to see more of what is done with money	39	11%
Police are not there when you need them	32	9%

4.2 RECOMMENDATIONS

- 4.2.1. Between a fifth and a third of all respondents feel unsure as to whether they would be prepared to pay more towards policing. It is recommended that work continues to inform, consult and engage local communities on more detailed savings plans and their implications
- 4.2.2. More targeted work could be conducted to better understand the views of those that are more likely to feel unsure as to whether they would be prepared to pay more for policing (e.g. people aged 18 to 24)
- 4.2.3. The Police and OPCC should continue to ensure openness and transparency in how value for money is being delivered. This appears instrumental in securing public support for rises in the local council tax precept for policing
- 4.2.4. While views have been obtained with regard to the proportion that do or do not support an increase in the council tax precept for policing, views as to the level of increase that local residents would support are unclear. Similarly views in respect of a referendum in the event of a proposed rise in precept that exceeds 1.99% are not known. There are opportunities to further explore these aspects as part of future consultation exercises.

5. VIEWS ON OPPORTUNITIES TO DELIVER SAVINGS IN 2016/17

5.1 KEY FINDINGS

- 5.1.1 Public views on opportunities for Nottinghamshire Police to achieve further financial savings in 2016/17 were obtained through a range of consultation and engagement approaches. These included the City and County resident surveys, the OPCC's public opinion poll and focus groups. Consolidated findings are explored in the following chapter.
- 5.1.2 A significant proportion of respondents to the County resident's survey (74%), city survey (79%) and OPCC opinion poll (33%) did not comment or feel able to comment on how savings should be delivered in 2016/17. In many cases, respondents expressed the view that savings should not be made in this area.
- 5.1.3 The local authority resident's surveys and OPCC opinion poll did, however, collectively obtain around 972 suggestions from local residents as to where and how savings could be delivered.
- 5.1.4 **More than a third (37%) of all savings suggestions obtained via the OPCC opinion poll related to delivering organisational efficiencies through approaches such as better prioritisation, reducing bureaucracy and improving the organisation's workforce balance.**

Better prioritisation accounted for around 9% of all savings suggestions obtained via the OPCC poll, with the view being echoed by respondents to the city and county surveys and focus group participants. There was a commonly recurring perception that the police service could be more efficient by focussing less on low level crime, speeding⁸ and cannabis possession and more on serious victim-based crimes.

"Focus on priority crimes not petty crimes" "Deal with more serious crime"
"Stop wasting time on cannabis-related crime" "Dealing over possession"
"Less focus on roads" "Less focus on speed trapping"

Nottingham Respect Survey 2015

"Stop wasting money on unimportant things" "Only deal with major crimes"
"Concentrate on crime against the person rather than property"
"Less sat in speed camera vans – focus on most serious crime"

OPCC Opinion Poll 2015

⁸ 26% of respondents to the County resident's survey expressed a view felt that savings should be made in the area of roads policing

Consultation also identified a commonly held view that there remain significant opportunities to 'cut paperwork', 'red tape' and 'admin', with the focus groups in particular, seeing participants place an emphasis on efficient working and reducing waste and duplication in order to maintain local response and community policing. A minority of respondents, however, suggested more administrative support alongside investment in technology in order to keep more police officers in public facing front line roles.

"We've got all this technology, why not use it? I've been told that the police spend a third of their time writing statements and writing stuff down. So if it was electronically done, surely it's got to save money and time. More time for the police to patrol."

All of the consultation exercises presented consideration as to the organisation's workforce balance - particularly the ratio of 'back office'⁹ to 'front line' employees. With police constables having full warranted powers, focus group participants were in agreement to pay more for the preservation of this role.

The role of PCSO's generated mixed opinions however, with some participants being of the opinion that they are costly and do not hold powers of arrest, though other participants felt they were valuable to community policing and consideration should be given to up-skilling these roles to fully warranted officers.

"Would it not make sense to give [PCSO's] the same rights as a police officer and a Special Constable, as part of their paid responsibility, some sort of power to arrest"

"Is there a point to have PCSO if they have got not enough rights... just to be visible? I would prefer to have two full time officers than three PCSO's... they are not efficient"

5.1.5 Around 10% of suggestions via the OPCC poll related to reducing the number and cost of senior ranks – a view raised by 4% of respondents to the county survey. A further 8% of suggestions related to the abolition of the PCC role or reductions in PCC and OPCC costs.

Focus group participants across the groups discussed whether there was a requirement to have a Chief Constable and senior officers/staff across each of the East Midlands police forces and noted that money would be saved by having a regional Chief Constable and regional senior officers and staff.

⁹ 25% of respondents to the County resident's survey felt that further savings could be made in back office support functions

*“Cut high ranking officers” “Cut top dog’s pay”
“More cuts at the top” “Take away Chief Inspector ranks”*

OPCC Poll 2015

Removing the role and Office of the Police and Crime Commissioner was a commonly recurring suggestion obtained via the OPCC poll (8%) and resident surveys – largely based on the view that the role is expensive and unnecessary.

“Get rid of commissioners” “Reduce salary and election costs” “Pay politicians less”

OPCC Poll 2015

- 5.1.6 **11% of suggestions via the OPCC poll related to opportunities for raising revenue, including general ‘fundraising’, fines and levies – particularly in relation to alcohol and offending. These suggestions were reflected within the local resident’s surveys.**

*“Fundraising – like the air ambulance” “Events / Galas”
“Charge the drunks for extra policing at the weekend”
“Levy bars that add to problems related to alcohol”
“Larger fins for repeat offenders” “Make criminals pay”*

OPCC Poll 2015

- 5.1.7 **8% of suggestions via the OPCC poll related to areas in which the police should spend to save. This included providing more of frontline policing and crime prevention – particularly via technology and youth engagement.**

A number of participants within the focus groups similarly felt that an additional investment in technology would enable the force to realise efficiency savings in the long term, with ideas ranging from mobile devices to increased CCTV.

*“More cameras if you haven’t got staff who will be patrolling –
more cameras that can be used”*

- 5.1.8 **Other savings suggestions included increasing workforce capacity by working with more specials and volunteers (7%)**

Some focus group participants felt that additional Special Constables should be recruited due to these roles holding full warranted powers but being of a voluntary nature. The focus group also highlighted an ongoing need to promote and raise awareness of community and volunteering roles more generally.

"I've never heard before that there is the opportunity to volunteer. To be honest I would like to do something but I didn't know how. Not walking the street ... but say translating on a regular basis with some police officers..., just using my language skills or other knowledge"

- 5.1.9. **A number of respondents also expressed support for further progressing collaboration, mergers and partnership working (7%), which was echoed via focus group consultation.**

Focus group participants generally saw regionalisation and the sharing of services as an efficient way of working, not only across police forces, but across all public sector organisations - particularly in sharing 'back office functions' and protecting front line policing.

"I think that we need structural change. I don't see why every police force needs its own HQ, I think it could be done regionally rather than at county level, and I don't think we need Chief Constables for every single area, same with police helicopters"

"Amalgamate the whole thing, and make it East Midlands, rather than Notts and South Notts.... Not just the police force, but why not the fire service, the ambulance service?"

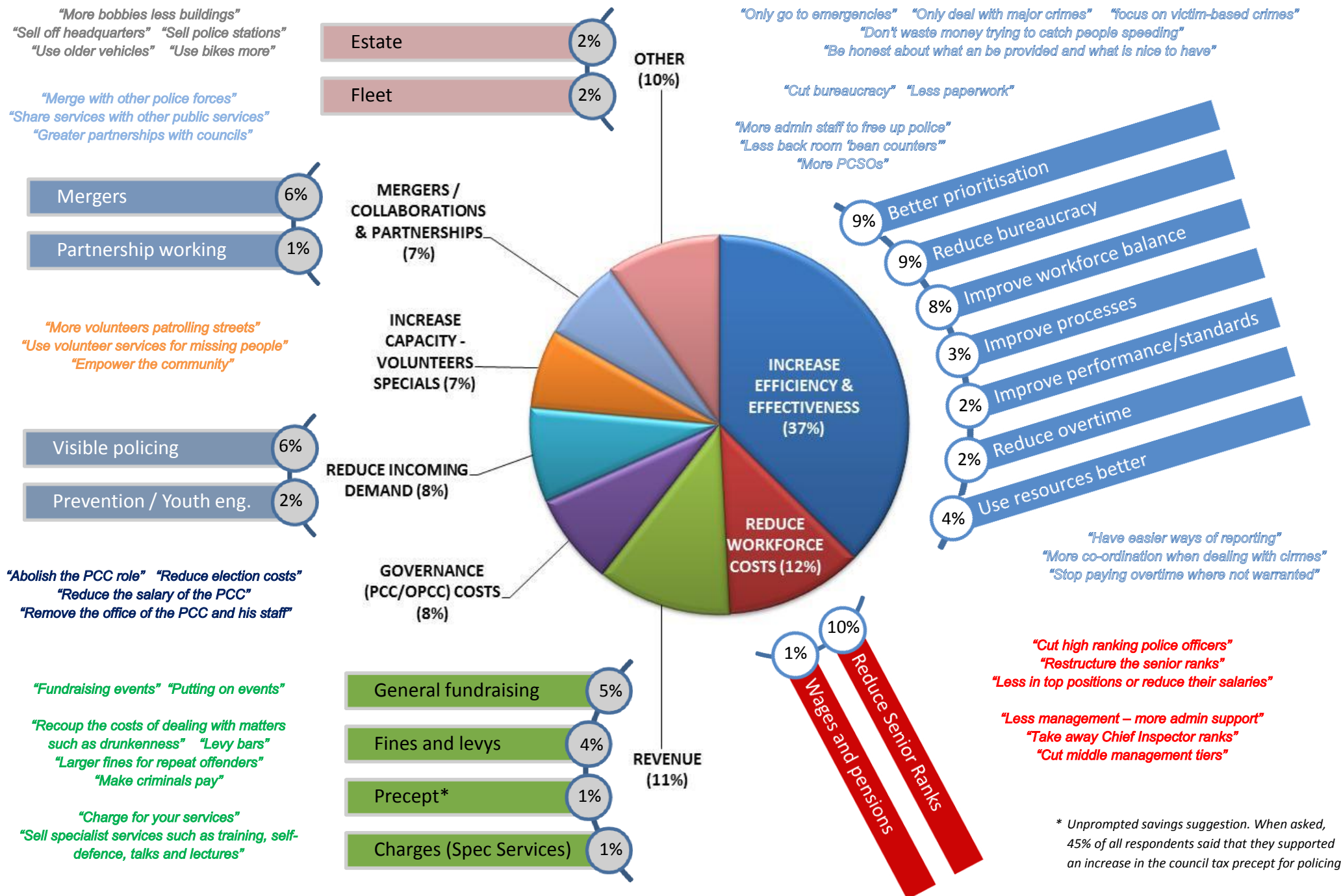
"....the council are [moving] all their things into one building, so couldn't [the police force] use that as a contact point - because the council are leading the way to getting everything under one roof so why can't Police be a part of that?"

- 5.1.10 Focus group participants had mixed feelings as to whether police stations were needed. Some deemed them to be an important presence within communities while others felt that they were costly and no longer visited in the wake of alternative methods of communication being used by members of the public.

5.2 RECOMMENDATIONS

- 5.2.1 Further develop structured public consultation and engagement activity based on identified savings options and building upon the research conducted in 2015.
- 5.2.2 Continue to provide feedback to communities with regard to the savings suggestions identified, including consideration of feasibility, cost/benefit and current/planned activity
- 5.2.3 Maximise opportunities to raise public awareness and understanding with regard to community and volunteering roles and opportunities, functions and outcomes of the Police and Crime Commissioner and the way in which policing resources are currently deployed and prioritised.

PROFILE OF SAVINGS SUGGESTIONS (OPCC POLL) – HOW SHOULD THE POLICE ACHIEVE THE SAVINGS REQUIRED IN 2016/17? (UNPROMPTED)



* Unprompted savings suggestion. When asked, 45% of all respondents said that they supported an increase in the council tax precept for policing

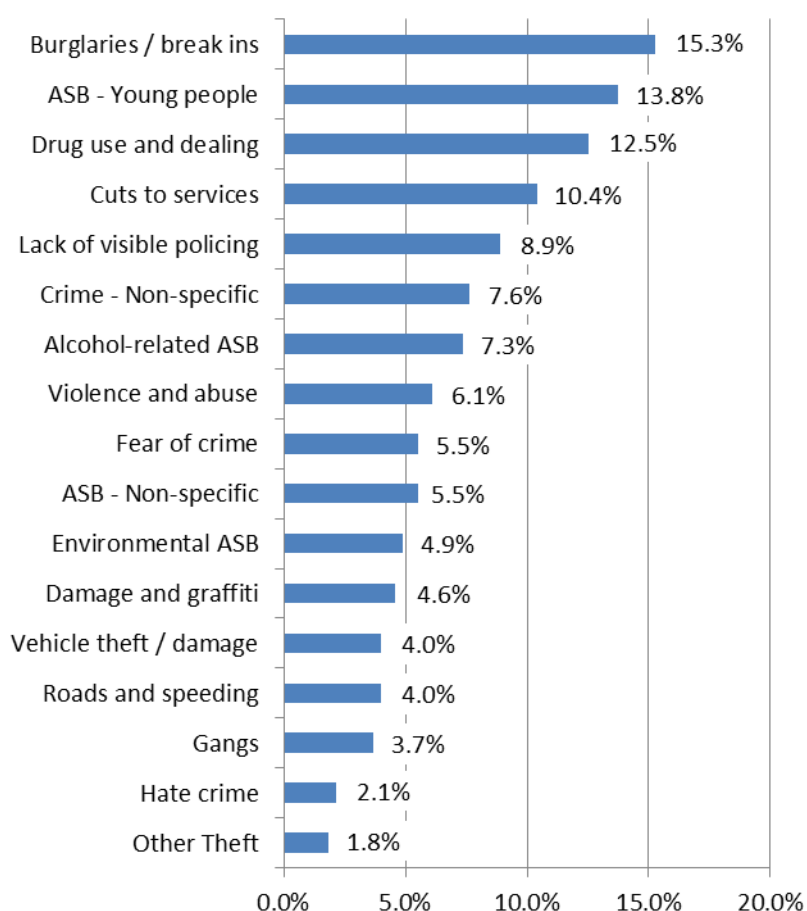
6. PUBLIC CONCERNS AND PRIORITIES

6.1. KEY ISSUES AND CONCERNS

6.1.1. Concerns about crime and ASB were canvassed as part of the OPCC resident poll and the Nottingham City Respect Surveys.

6.1.2 The OPCC Poll found that just over half of all respondents were concerned about crime (53%) or ASB (57%) in the area where they live. Concern amongst respondents to the City Respect survey, however appeared much lower, with less than a third (27%) reporting to be concerned about crime in the area where they live.

6.1.2 The issues which were of concern to respondents to the OPCC Poll were many and varied, however the most common issue of concern was burglary / break ins (15%). Similarly, findings from Nottingham City's annual Respect survey¹⁰ have consistently identified **burglary** as the most highly ranked crime-related concern (35% of respondents).



¹⁰ Over 2,500 responses via a random sampling methodology

- 6.1.3 While young people hanging around or causing ASB (14%) was identified as the second most prevalent concern amongst respondents to the OPCC poll, the Crime Survey for England and Wales indicates that the percentage of residents perceiving teenagers hanging around to be a very or fairly big problem (13%) has been falling steadily over the previous two years, reflecting national trends.
- 6.1.4 While the OPCC Poll also highlighted drug use or dealing (12%) as a notable concern amongst local residents, the Crime Survey for England and Wales similarly indicates that perceptions of drug use and dealing being a problem in Nottinghamshire (20%) has also been falling steadily over the previous two years - reflecting national trends and the Nottinghamshire Annual Satisfaction Survey.
- 6.1.5 Visible policing was highlighted as a concern amongst 9% of those surveyed via the OPCC Opinion Poll. Similarly, focus group participants generally felt that police visibility should be a priority based on a view that this would provide community reassurance and act as a deterrent to crime and ASB.

"I think that people want the safety net of visible police on the ground, but whether that's necessary or not is another question"

- 6.1.6 Alcohol-related ASB was highlighted as a concern amongst 7% of respondents to the OPCC Poll, while around 16% of Nottinghamshire respondents feel that people being drunk or rowdy in public is a problem in their area.
- 6.1.7 Fear of crime was highlighted as a concern for 5% of respondents. By comparison, the Nottinghamshire satisfaction survey found that 95% of respondents feel safe in the area, 95% feel safe in their local area by day, 89% feel safe when home alone at night and around 74% feel safe outside in the area that they live after dark.

6.2 POLICE AND CRIME PLAN PRIORITIES

- 6.2.1 The 2015 resident surveys also explored the extent to which respondents supported the Commissioners strategic priorities for policing based on the following Police and Crime Plan pledges:-

Paddy Tipping as made a number of pledges that both he and his team are working towards. He has pledged to:-

- Protect, support and respond to victims, witnesses and vulnerable people
- Focus on local areas most affected by crime and disorder
- Reduce the impact of substance misuse on levels of crime and disorder
- Prevent offending and reduce re-offending
- Improve the efficiency and effectiveness of the criminal justice process
- Reduce the local threat from organised crime
- Spend your money wisely
- Fight for extra resources for our Police force who are facing budget cuts
- Enhance neighbourhood policing by employing an extra 150 Police Officers and 100 more PCSOs
- Work with local councils and others to cut anti-social behaviour by 50%
- Make sure that victims of crime are treated as people rather than cases
- Give extra priority to domestic violence and crimes against women

- 6.2.2. The surveys found that the priority of 'protecting, supporting and responding to victims, witnesses and vulnerable people' was felt to be the most important priority – being ranked first by 36% of county respondents and 41% of city respondents.
- 6.2.3 'Focusing on the areas most affected by crime, disorder and anti-social behaviour', meanwhile, was ranked the most important priority by 20% of respondents in the county and 19% of respondents in the city.
- 6.2.4 'Preventing offending' was ranked as the most important priority amongst 8% of county respondents and 19% of city respondents.
- 6.2.5 An overwhelming majority of the opinions expressed within the city and county focus groups acknowledged and affirmed the Commissioners strategic priorities. Priorities stressed by the groups included focusing on violent crime and crimes against women; appropriately resourcing officers; spending money where it's needed; focusing on prevention; increasing visibility; being more accessible; keeping the public informed; using more technology; focusing on anti-social behaviour; deterring crime with tougher sentences; protecting vulnerable people; investigating and dealing with gangs; focusing on cybercrime; responding appropriately and increasing CCTV.

6.3 RECOMMENDATIONS

- 6.3.1 Further develop the profile of community issues and concerns by incorporating findings from other local engagement activity (e.g. neighbourhood level priority setting) and make use of community profiling and segmentation data¹¹
- 6.3.2 Ensure community issues and concerns identified are used to inform approach to community reassurance and engagement, particularly in providing residents with the information and advice that they need to be safe and feel safe
- 6.3.3 Co-ordinate and where possible consolidate research that explores fear and perception of crime and ASB and community priorities in order to deliver economies of scale and benchmarking opportunities

¹¹ Segmentation data can provide geographic and demographic profiles of the needs, demands and priorities of different communities in order to enable policies, activities and communications to be better targeted.

7. CONCLUSIONS AND RECOMMENDATIONS

7.1 KEY FINDINGS

Findings from a range of Public consultation and engagement activities undertaken in 2015 indicate that the proportion of residents supporting a rise in the council tax precept for policing remains marginally higher than the proportion that do not.

Despite this, around a quarter of respondents are not sure whether they support an increase in the precept or not. Residents aged 18 to 24 appear most uncertain as to whether they support an increase.

Reflecting findings from previous years, Nottingham City residents appear less likely to support an increase in their council tax precept. Those that do not support an increase predominantly feel that they already pay enough or cannot afford to pay more.

Qualitative research indicates that while many residents are prepared to pay more for policing, they also require greater transparency with regard to where this will be spent and how value for money will be delivered.

Many residents also feel that any rise in precept should be used to protect and increase visible policing and improve the efficiency and effectiveness of the service.

Around three quarters of all respondents to local authority level surveys felt unsure as to where future financial savings to the police service should be made. There was a commonly held view amongst respondents that further efficiencies could be made through better prioritisation, reducing bureaucracy, improving the workforce balance and reducing senior ranks and pay.

A notable proportion of respondents also supported reductions in the cost of the Police and Crime Commissioner/Office, better use of specials and volunteers and exploring opportunities for fundraising and revenue.

Support for the Police and Crime Commissioner's strategic priorities appears strong – most notably with regard to the priority of protecting, supporting and responding to victims, witnesses and vulnerable people.

Reflecting national findings, burglary, youth-related ASB and drug use and dealing remain the most prevalent crime and community safety related concerns for local residents.

7.2 KEY RECOMMENDATIONS

The Police and OPCC should:

- Continue to inform, consult and engage local communities on more detailed savings plans and their implications
- More targeted work could be conducted to better understand the views of those that are more likely to feel unsure as to whether they would be prepared to pay more for policing (e.g. people aged 18 to 24). The question set could also quantify proposed precept increases to provide greater context for respondents
- Further develop the profile of community issues and concerns by incorporating findings from other local engagement activity (e.g. neighbourhood level priority setting) and make use of community profiling / segmentation data
- Ensure community issues and concerns identified are used to inform the approach to community reassurance and engagement, particularly in providing residents with the information and advice that they need to be safe and feel safe
- Continue to be open and transparent in demonstrating how value for money is being delivered. This appears to be key factor in securing public support for rises in the local council tax precept for policing.
- Continue to provide feedback to communities on the feasibility and cost/benefit of different saving options and planned activity. This should be informed by the views obtained as part of the 2015 public consultation
- Maximise opportunities to raise public awareness and understanding with regard to community and volunteering roles and opportunities, functions and outcomes of the Police and Crime Commissioner and the way in which policing resources are currently deployed and prioritised
- Consider opportunities to:
 - Develop understanding of the level of increase that local residents support and explore views in respect of a referendum in the event of a proposed rise in precept that exceeds 1.99%.
 - Further standardise question sets and methodologies and develop a structured programme of public consultation and engagement activity in partnership with other agencies.
 - Co-ordinate and where possible consolidate research that explores fear and perception of crime and ASB and community priorities in order to deliver economies of scale and benchmarking opportunities.

